

**240, 245, 260,  
265, 285, and 320  
Lawn and Garden Tractors**

**TECHNICAL  
MANUAL**

**John Deere  
Worldwide Commercial and  
Consumer Equipment Division**

**TM1426 (01SEP96)  
Replaces TM1426 (01SEP92)**

This technical manual is written for an experienced technician and contains sections that are specifically for this product. It is a part of a total product support program.

The manual is organized so that all the information on a particular system is kept together. The order of grouping is as follows:












- Table of Contents
- Specifications
- Component Location
- System Schematic
- Theory of Operation
- Troubleshooting Chart
- Diagnostics
- Tests & Adjustments
- Repair

*NOTE: Depending on the particular section or system being covered, not all of the above groups may be used.*

Each section will be identified with a symbol rather than a number. The groups and pages within a section will be consecutively numbered.

All information, illustrations and specifications in this manual are based on the latest information available at the time of publication. The right is reserved to make changes at any time without notice.

We appreciate your input on this manual. To help, there are postage paid post cards included at the back. If you find any errors or want to comment on the layout of the manual please fill out one of the cards and mail it back to us.

<b>Safety</b>	
<b>General Information</b>	
<b>Engine—240/245 (FC420V)</b>	
<b>Engine—260/265 (FC540V)</b>	
<b>Engine—285/320 (FD590V)</b>	
<b>Fuel Injection System— 285/320 (FD590V)</b>	
<b>Electrical Systems</b>	
<b>Gear Power Train— 240/260</b>	
<b>Hydrostatic Power Train— 245/265/285/320</b>	
<b>Steering</b>	
<b>Hydraulics</b>	
<b>Miscellaneous Repair</b>	<b>M</b>
<b>Index</b>	

COPYRIGHT© 1995  
 JOHN DEERE HORICON WORKS  
 Horicon, Wisconsin  
 All rights reserved

Thank you so much for reading.  
Please click the “Buy Now!”  
button below to download the  
complete manual.



After you pay.

You can download the most  
perfect and complete manual in  
the world immediately.

Our support email:

[ebooklibonline@outlook.com](mailto:ebooklibonline@outlook.com)