

OMLVU25849 - 1023E and 1025R Compact Utility Tractors Operator's Manual (October 2013) -: (North American)

Using Your Operator's Manual

Using Your Operator's Manual

This manual is an important part of your machine and should remain with the machine when you sell it.

Reading your operator's manual will help you and others avoid personal injury or damage to the machine. Information given in this manual will provide the operator with the safest and most effective use of the machine. Knowing how to operate this machine safely and correctly will allow you to train others who may operate this machine.

If you have an attachment, use the safety and operating information in the attachment operator's manual along with the machine operator's manual to operate the attachment safely and correctly.

This manual and safety signs on your machine may also be available in other languages (see your authorized dealer to order).

Sections in your operator's manual are placed in a specific order to help you understand all the safety messages and learn the controls so you can operate this machine safely. You can also use this manual to answer any specific operating or servicing questions. A convenient index located at the end of this book will help you to find needed information quickly.

The machine shown in this manual may differ slightly from your machine, but will be similar enough to help you understand our instructions.

RIGHT-HAND and LEFT-HAND sides are determined by facing in the direction the machine will travel when going forward. When you see a broken line (-----), the item referred to is hidden from view.

Before delivering this machine, your dealer performed a predelivery inspection to ensure best performance.

OMLVU25849 - 1023E and 1025R Compact Utility Tractors Operator's Manual (October 2013) -: (North American)

Special Messages

Special Messages

Your manual contains special messages to bring attention to potential safety concerns, machine damage as well as helpful operating and servicing information. Please read all the information carefully to avoid injury and machine damage.



CAUTION:

Avoid injury! This symbol and text highlight potential hazards or death to the operator or bystanders that may occur if the hazards or procedures are ignored.

IMPORTANT:

Avoid damage! This text is used to tell the operator of actions or conditions that might result in damage to the machine.

NOTE:

General information is given throughout the manual that may help the operator in the operation or service of the machine.

OMLVU25849 - 1023E and 1025R Compact Utility Tractors Operator's Manual (October 2013) -: (North American) Attachments for Your Machine

Attachments for Your Machine

There's a John Deere attachment or kit to make your new machine perform more tasks or be more versatile, whether your machine is a lawn tractor or compact utility tractor or a utility vehicle.

You can check out the entire line of attachments for your machine at JohnDeere.com or ask your John Deere dealer. From aerators to electric lift kits to tillers, there's a John Deere attachment or kit to fill every need.

KN52281,1003FBD-19-20120822

OMLVU25849 - 1023E and 1025R Compact Utility Tractors Operator's Manual (October 2013) -: (North American)

Record Identification Numbers

Record Identification Numbers

Compact Utility Tractor

1023E PIN (310001 -)

1025R PIN (110001 -)


If you need to contact an Authorized Service Center for information on servicing, always provide the product model and identification numbers.

You will need to locate the identifications numbers for the product. Record the information in the spaces provided below.

DATE OF PURCHASE:


DEALER NAME:

DEALER PHONE:



LVAL38244-UN: PRODUCT IDENTIFICATION NUMBER

PRODUCT IDENTIFICATION NUMBER (A):

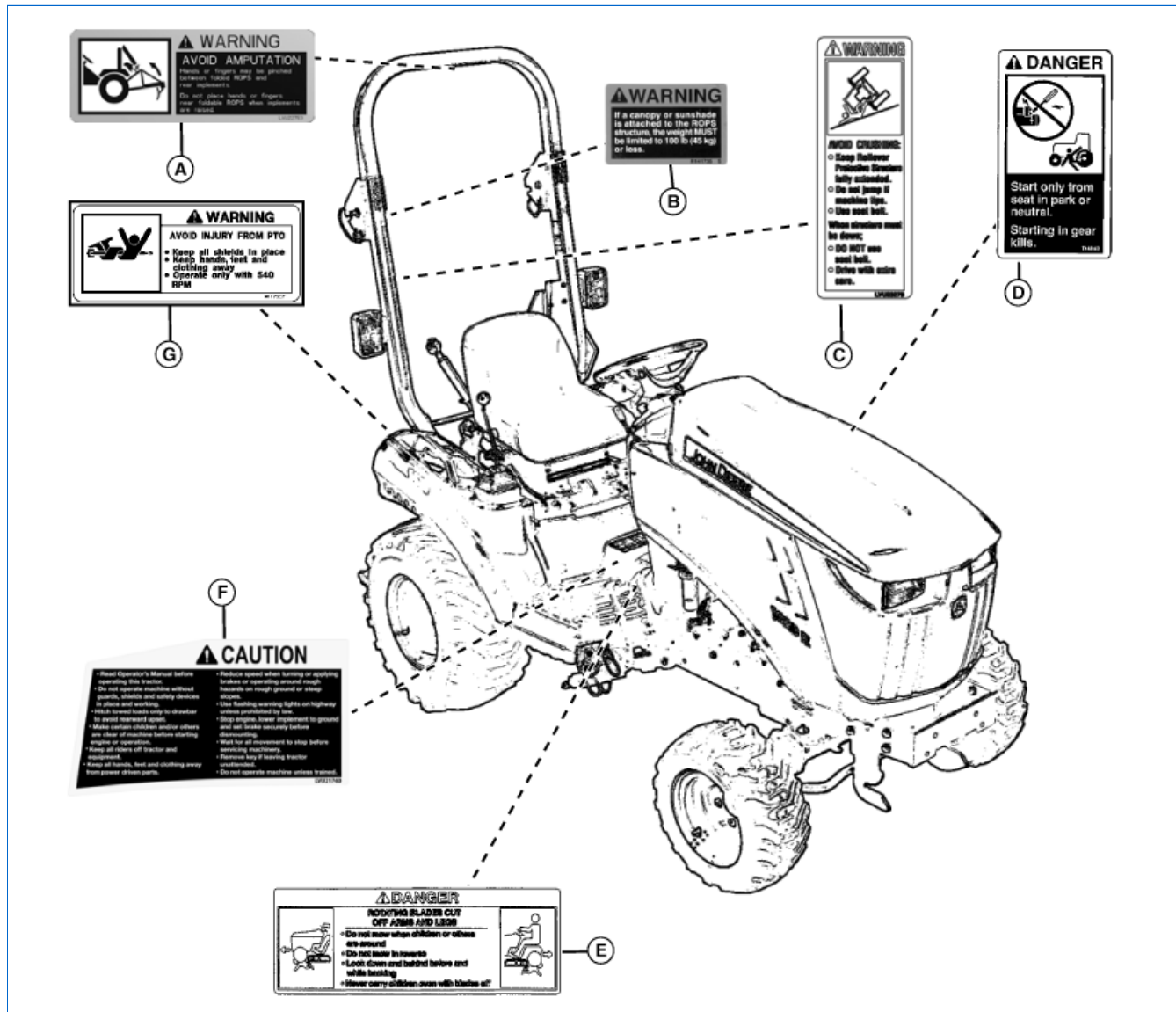


LVAL38245-UN: ENGINE SERIAL NUMBER

ENGINE SERIAL NUMBER (B):

**OMLVU25849 - 1023E and 1025R Compact Utility Tractors Operator's Manual (October 2013) -- (North American)
Safety Label Location**

Safety Label Location



LVAL38246-UN: Safety Label Location


LEGEND:

- A - WARNING LVU22753
- B - WARNING R141735
- C - WARNING LVU23279
- D - DANGER T146103
- E - DANGER LVU14509
- F - CAUTION LVU21760
- G - WARNING M117557

OMLVU25849 - 1023E and 1025R Compact Utility Tractors Operator's Manual (October 2013) -: (North American)

Understanding The Machine Safety Labels

Understanding The Machine Safety Labels



LVAL38370-UN: Understanding the Machine Safety Labels

The machine safety labels shown in this section are placed in important areas on your machine to draw attention to potential safety hazards.

On your machine safety labels, the words DANGER, WARNING, and CAUTION are used with this safety-alert symbol. DANGER identifies the most serious hazards.

The operator's manual also explains any potential safety hazards whenever necessary in special safety messages that are identified with the word, CAUTION, and the safety-alert symbol.

Thank you so much for reading.
Please click the “Buy Now!”
button below to download the
complete manual.



After you pay.

You can download the most
perfect and complete manual in
the world immediately.

Our support email:

ebooklibonline@outlook.com