

**JOHN DEERE**  
**AG & TURF DIVISION**

---

**GATOR™ Utility Vehicle**  
**TE**

OMM165040 K1

**OPERATOR'S MANUAL**



**JOHN DEERE**

Export Version  
Printed in U.S.A.

# Table of Contents

---

Safety Labels .....	1
Safety Labels .....	2
Safety .....	5
Operating Controls .....	10
Operating .....	11
Replacement Parts .....	31
Service Intervals .....	32
Service Battery .....	33
Service Electrical .....	46
Service Miscellaneous .....	50
Troubleshooting .....	53
Storage .....	55
Specifications .....	57
Declaration of Conformity .....	60
Index .....	61

Original Instruction

All information, illustrations and specifications in this manual are based on the latest information at the time of publication. The right is reserved to make changes at any time without notice.

COPYRIGHT© 2012

Deere & Co.

John Deere Ag & Turf Division

All rights reserved

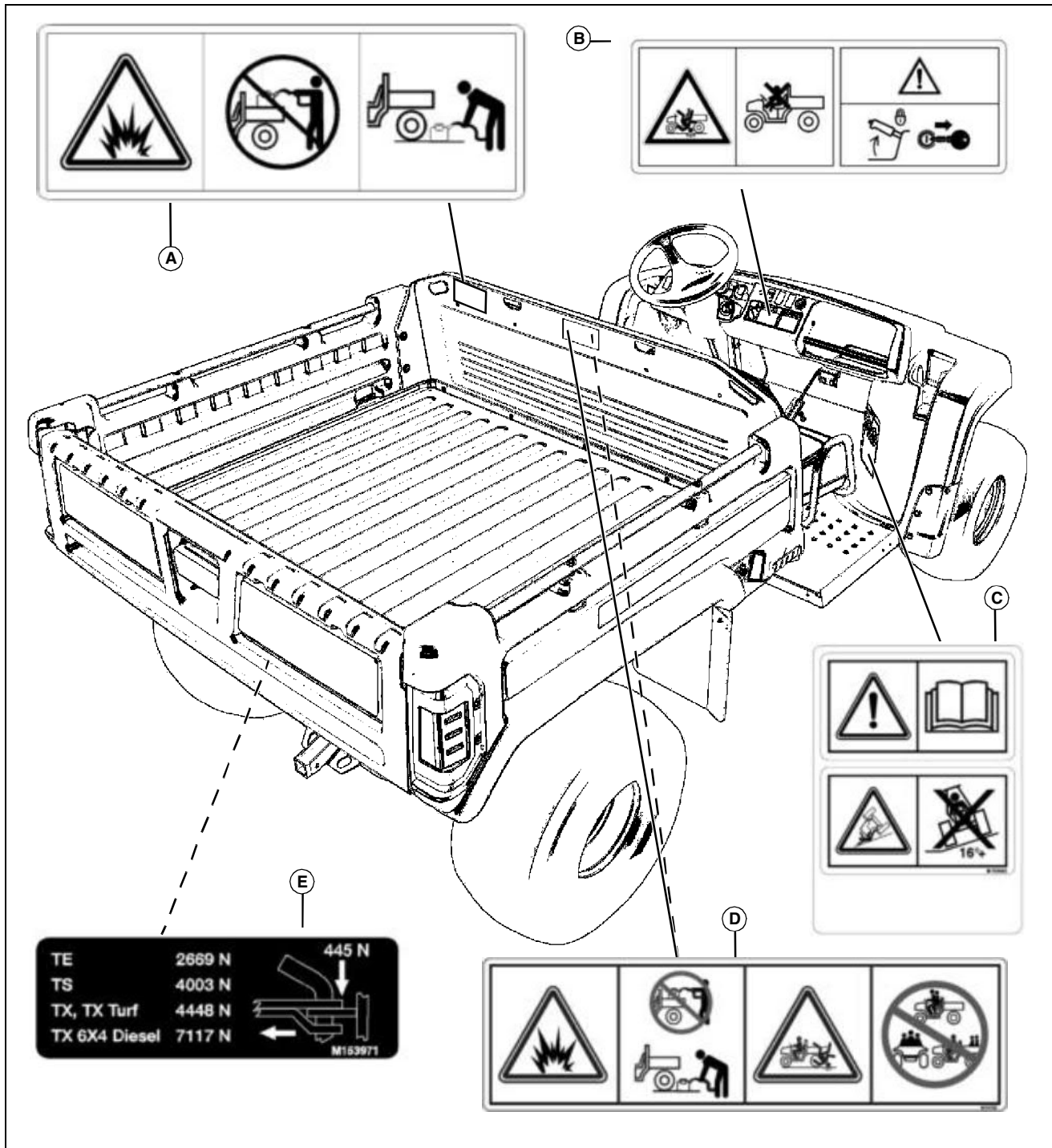
Previous Editions

COPYRIGHT©

OMM165040 K1 - English

# Safety Labels

## Safety Label Location



MX43078

D - WARNING - M161725

E - DRAWBAR - M153971

Picture Note: Use label number listed in table below to locate complete text of safety label message following this illustration.

A - WARNING - M151630

B - WARNING/CAUTION - M153941

C - WARNING - M153943

# Safety Labels




## Pictorial Safety Signs

At several important places on this machine safety signs are affixed intended to signify potential danger. The hazard is identified by a pictorial in a warning triangle. An adjacent pictorial provides information how to avoid personal injury. These safety signs, their placement on the machine and a brief explanatory text are shown in this Safety section.

There can be additional safety information contained on parts and components sourced from suppliers that is not reproduced in this operator's manual.

### Warning M153941

**WARNING: YOUNG DRIVERS INCREASE CHANCE OF DEATH**



M153941

- Young drivers may not be able to control vehicle.
- No drivers younger than 16 years old.
- Before Leaving Vehicle:
  - Stop engine.
  - Set park brake.
  - Remove key.

### WARNING M161725



M161725

**AVOID INJURY FROM EXPLOSION**

- Do not place gas container inside cargo bed when filling
- Place gas container on ground when filling

**RIDERS CAN FALL OFF AND BE KILLED**

- Maximum of one person to a seat
- No riders in box or anywhere else

### Warning M153943

**WARNING - ROLLOVER OR FALLING OFF MAY CAUSE DEATH**




M153943

- Read operator's manual.
- Drive very slowly when turning.
- Always use brake when going down a slope. Vehicle can take-off (freewheel) downhill.
- No loads heavier than:
  - 500 lbs (227 kg) in TS
  - 600 lbs (272 kg) in TX, TX TURF
  - 1000 lbs (454 kg) in TH 6x4
  - 1200 lbs (544 kg) in TH 6x4 Diesel
- Spread load evenly. Tie loads down.
- Reduce speed and load on rough or hilly ground.

## Safety Labels

### DANGER M142836

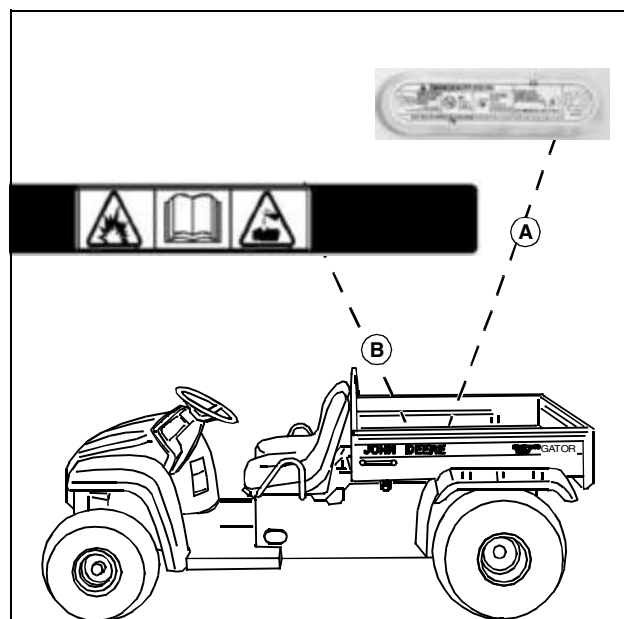


M142836

#### To avoid injury from electrical burns or battery explosion

- Read the operator's manual.
- Turn key off, press directional control switch into Neutral (N), and remove key.
- Move the service/drive switch to the SERVICE position.
- Never disconnect a circuit under load at a battery terminal.
- Remove all jewelry (rings, watches etc.).
- Use insulated tools only.
- Disconnect batteries, as shown, to avoid unintentional starting of vehicle. Pay close attention to polarities when connecting batteries. Always connect the red end of the cable to the positive (+) post and the black end of the cable to the negative (-) post.

### DANGER/POISON W02335



M95709A, W02335b

**Picture Note:** Raise cargo box to locate battery safety information. English DANGER/POISON information (A) molded into battery caps. No-text DANGER/POISON labels (B) are located on each vehicle frame side rail.

#### Explosive Gases

Cigarettes, flames or sparks could cause the batteries to explode. Always shield eyes and face from the batteries. Do not charge or use booster cables or adjust poor connections without proper instruction and training. Keep vent caps tight and level.

#### Causes Severe Burns

Contains sulfuric acid. Avoid contact with skin, eyes or clothing. In event of an accident, flush with water and call a physician immediately. Keep out of reach of children.

Thank you so much for reading.  
Please click the “Buy Now!”  
button below to download the  
complete manual.



After you pay.

You can download the most  
perfect and complete manual in  
the world immediately.

Our support email:

[ebooklibonline@outlook.com](mailto:ebooklibonline@outlook.com)