

**JOHN DEERE**  
**AG & TURF DIVISION**

---

**GATOR™ Utility Vehicle**  
**XUV 855D**

OMM168344 J2

**OPERATOR'S MANUAL**



**JOHN DEERE**

Export Version  
Printed in U.S.A.

# Table of Contents

---

Safety Labels .....	1
Safety Labels .....	2
Safety .....	6
Machine Cleanout.....	13
Assembly .....	16
Operating Controls .....	19
Operating.....	20
Optional Attachments & Kits.....	38
Replacement Parts .....	43
Service Intervals.....	44
Service Lubrication.....	46
Service Engine .....	47
Service Transmission.....	62
Service Steering & Brakes.....	69
Service Electrical.....	72
Service Miscellaneous.....	76
Troubleshooting .....	86
Storage .....	90
Specifications .....	92
Declaration of Conformity .....	95
Index.....	96

Original Instruction

All information, illustrations and specifications in this manual are based on the latest information at the time of publication. The right is reserved to make changes at any time without notice.

COPYRIGHT© 2012

Deere & Co.

John Deere Ag & Turf Division

All rights reserved

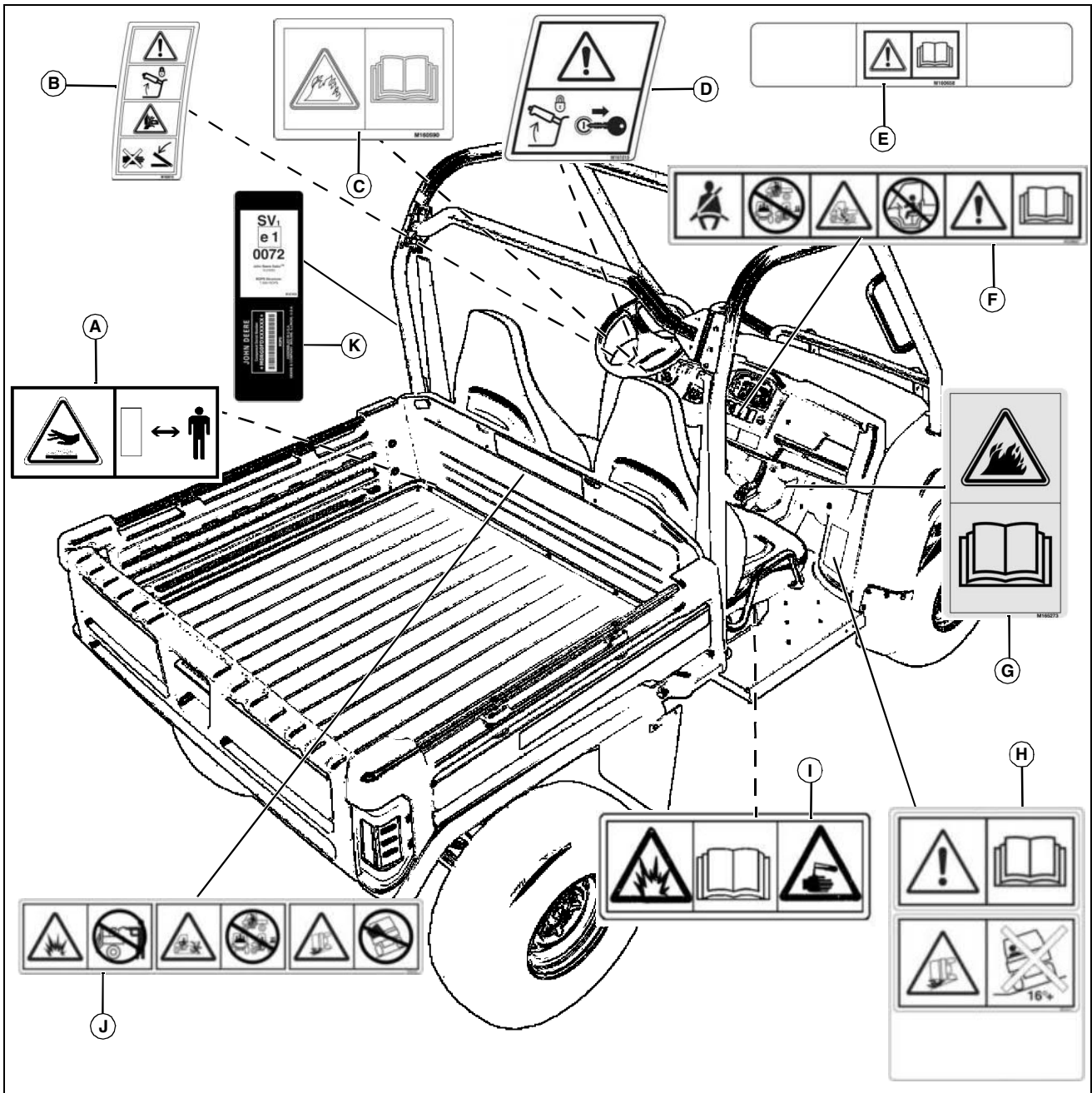
Previous Editions

COPYRIGHT©

OMM168344 J2 - English

# Safety Labels

## Safety Label Location



MX44781

Picture Note: Use label number listed in table below to locate complete text of safety label message following this illustration.

A - WARNING - GX21121

B - CAUTION - M160919

C - WARNING - M160590

D - CAUTION - M161018

E - CAUTION - M160658 (On Optional Front Rack)

F - WARNING - M159667

G - CAUTION - M165273

H - WARNING - M161511

I - WARNING - M133159

J - WARNING - M161570

K - ROPS Label - M167656

# Safety Labels

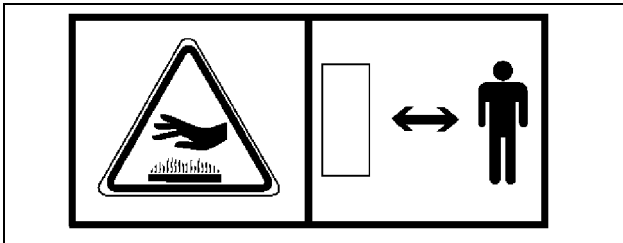


## Pictorial Safety Signs

At several important places on this machine safety signs are affixed intended to signify potential danger. The hazard is identified by a pictorial in a warning triangle. An adjacent pictorial provides information how to avoid personal injury. These safety signs, their placement on the machine and a brief explanatory text are shown in this Safety section.

There can be additional safety information contained on parts and components sourced from suppliers that is not reproduced in this operator's manual.

## WARNING GX21121



GX21121

### Warning - Hot Surfaces

- Keep away from hot surfaces.

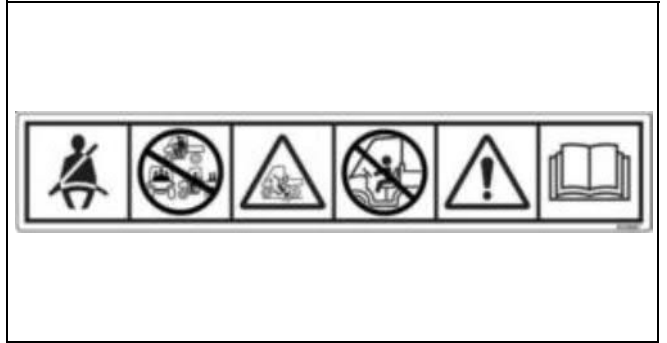
## Warning M160590



M160590

Operation of This Equipment May Create Sparks that Can Start Fires Around Dry Vegetation. A Spark Arrestor May be Required. The Operator Should Contact Local Fire Agencies For Laws or Regulations Relating to Fire Prevention Requirements.

## WARNING M159667



M159667

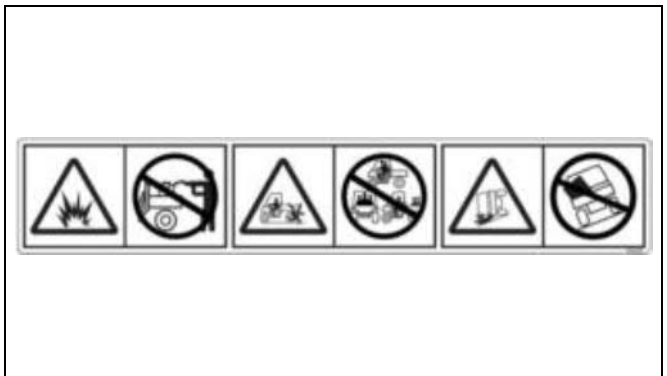
### AVOID SERIOUS INJURY OR DEATH

- Driver must be at least 16 years old with a valid driver license.
- Never have more than the driver and one passenger in the vehicle.
- Both the driver and passenger must use seatbelts at all times.
- Passenger must be able to grasp handholds with seatbelt on and both feet on floor.

### YOUNG DRIVERS INCREASE CHANCE OF DEATH

- Young drivers may not be able to control vehicle.
- No drivers younger than 16 years old.

## WARNING M161570



M161570

### AVOID INJURY FROM EXPLOSION

- Do not place gas container inside cargo box bed when filling.
- Place gas container on ground when filling.

# Safety Labels

## RIDERS CAN FALL OFF AND BE KILLED

- Maximum of one person to a seat.
- No riders in box or anywhere else.

## ROLLOVER OR FALLING OFF MAY CAUSE DEATH

- Read operator's manual.
- Drive very slowly when turning.
- Always use brakes going down a slope. Vehicle can take-off (freewheel) downhill.
- Reduce speed and load on rough or hilly ground.

## WARNING M161511




M161511

## ROLLOVER OR FALLING OFF MAY CAUSE DEATH

- Read operator's manual.
- Drive slowly when turning.
- Always use brakes going down a slope. Vehicle can take-off (freewheel) downhill.
- No loads heavier than 1000 lb (454 kg). Spread load evenly. Tie loads down.
- Reduce speed and load, on rough or hilly ground.
- Maintain 14 psi (97 kPa) tire pressure front and rear.
- Do not exceed gross vehicle weight rating 3100 lb (1406 kg). Following loading instructions in operator's manual.

## WARNING M133159




M133159

## Avoid Injury From Battery Gases and Acids

- Batteries contain explosive gases and sulfuric acid. Use extreme caution when handling battery.
- Read operator's manual for all safety information before handling battery.
- Use extreme caution when handling battery.

## Prevent Equipment Fires




M165273

M165273

- Clean and inspect the entire machine.
- Carefully read Operator's Manual Machine Cleanout section for details.

# Safety Labels

## CAUTION M160919



M160919

### HELP PREVENT INJURY WHEN DUMPING LOADS

- Operate dump with machine stationary and parking brake locked. Never dump while moving.
- Operate dump on level ground only.
- Operate dump from operator's seat only.
- Do not place hands behind seat when lowering box.
- Refer to Operator's Manual for correct load distribution.

## CAUTION M161018




M161018

### BEFORE LEAVING VEHICLE:

- Stop engine
- Set park brake
- Remove key

## CAUTION M160658



M160658

### AVOID INJURY

- To avoid injury, never carry riders.
- Use for cargo only, do not obstruct driver's view.
- Secure all loads.

### Roll-Over Protective Structure Safety and Certification Label



M167656

This label indicates that your vehicle has been certified and is in compliance with applicable OPS or ROPS standards.

Thank you so much for reading.  
Please click the “Buy Now!”  
button below to download the  
complete manual.



After you pay.

You can download the most  
perfect and complete manual in  
the world immediately.

Our support email:

[ebooklibonline@outlook.com](mailto:ebooklibonline@outlook.com)