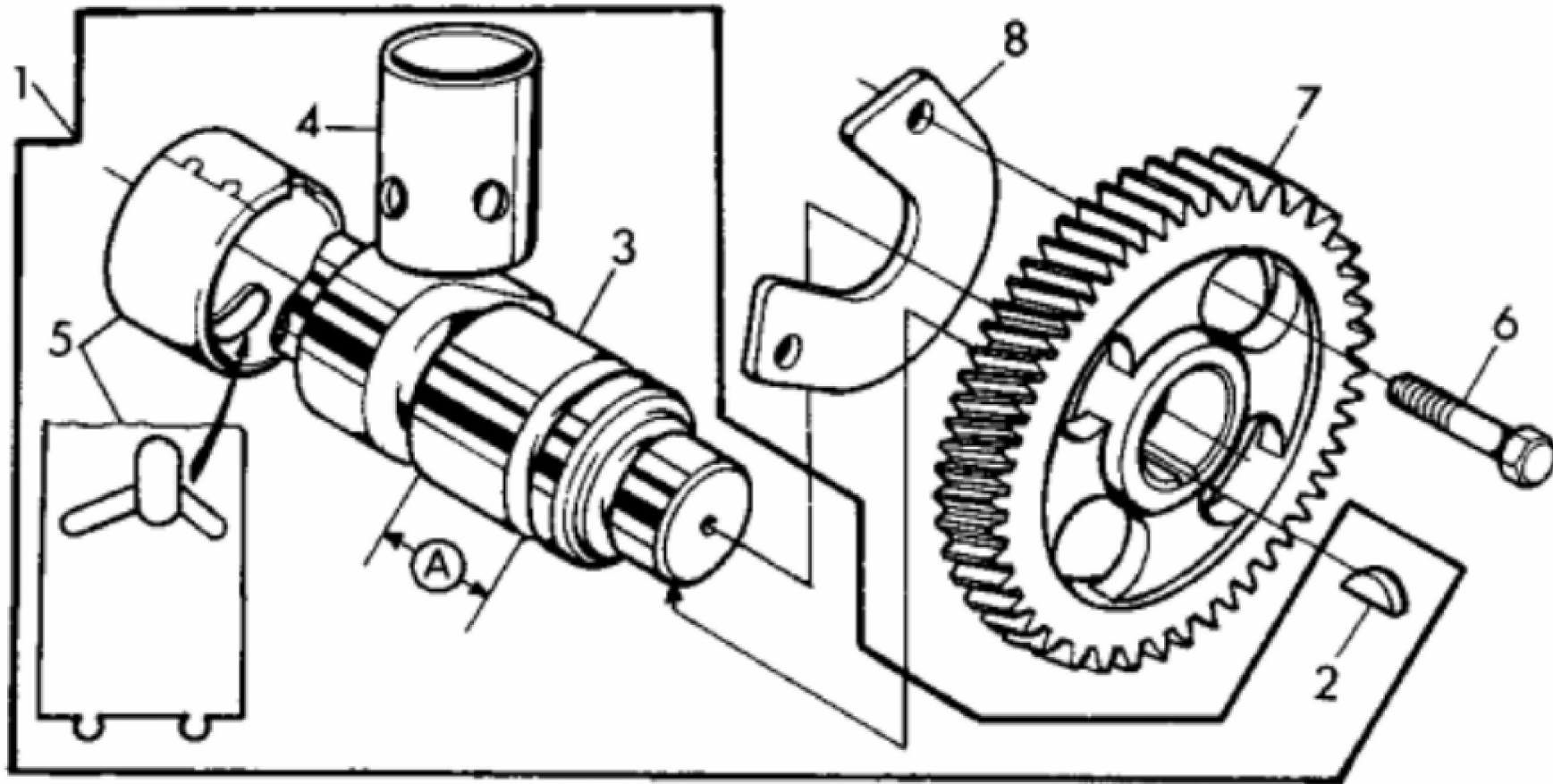


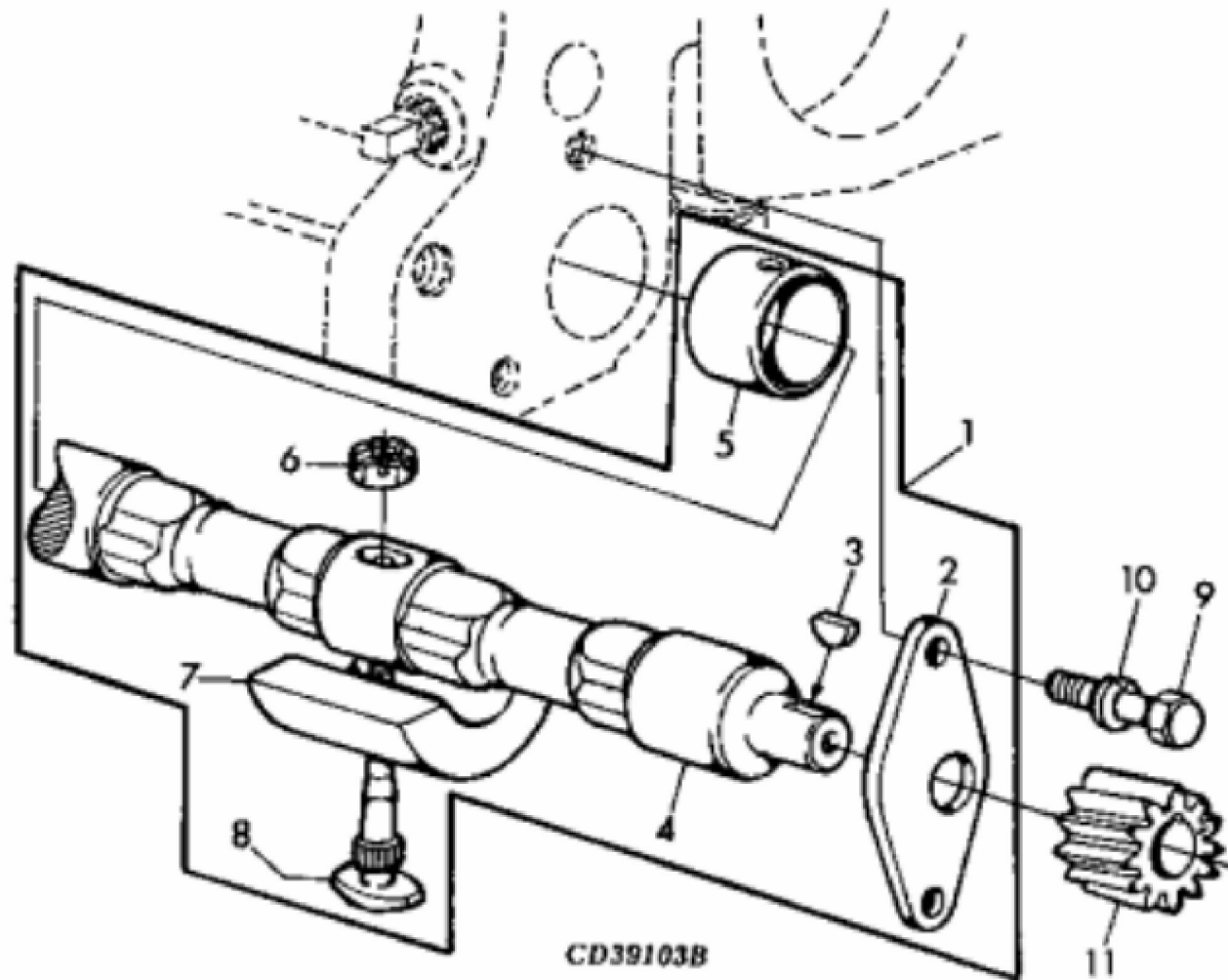
KEY	PART NO.	PART NAME	QTY	SE6200	SE6300	REMARKS	
1	RE66497	CYLINDER BLOCK	1	X	X	(INCLUDES INSTRUCTIONS) KIT, (SUB FOR RE53068)	
2	19H2676	CAP SCREW	2	X	X	3/8" X 1", (SAE 8)	
3	T20072	PLATE	1	X	X		
4	T28041	SHAFT KEY	1	X	X	3.175 X 16.662 mm, (SUB FOR 26H72)	
5	CAMSHAFT	1	X	X	(ORDER RE55901) (MARKED R115335OR RE522312)	
6	T20073	CAM FOLLOWER	8	X	X		
7	R54802	ORIFICE	4	X	X		
8	R48685	DOWEL PIN	4	X	X	OD = 12.7 mm, (0.5"), UP, .REAR	
9	R26650	DOWEL PIN	2	X	X	OD = 9.5 mm, (0.37"), FRONT	
10	19H1726	CAP SCREW	2	X	X	3/8" X 2-1/4"	
11	T25701	STUD	1	X	X	LGTH = 55.5 mm, 3/8''-16 UN X 3/8'-16 UNC, (SUB FOR R108588 AND R130883)	
12	T18891	PLUG	1	X	X	OD = 16 mm, (0.63")	
13	R26493	BUSHING	1	X	X		
14	SPRING	1	X	X	LGTH = 51 mm, (2"), (ORDER RE63674)	
15	VALVE	1	X	X	LGTH = 40.5 mm, (1.594"), (ORDER RE63674)	
16	T23474	CAP SCREW	10	X	X		
17	T20168	WASHER	10	X	X	(SUB FOR R32214, THIS APPLICATION)	
18	BEARING CAP	AR	X	X	(ORDER RE66497)	
19	BEARING CAP	AR	X	X	REAR, (ORDER RE66497)	
20	R97185	O-RING	1	X	X		
21	CYLINDER BLOCK	1	X	X	(MARKED R122820) (ORDER RE66497)	
22	15H623	PIPE PLUG	1	X	X	3/8"	
23	15H690	PIPE PLUG	1	X	X	3/4", (FOR 15H616 OR L62675)	
24	15H616	PIPE BUSHING	1	X	X	3/4", (FOR 15H690)	
24	L62675	ADAPTER FITTING	1	X	X	1"-11.5 NPT X 3/4"-14 NPT, (FOR 15H690)	
25	RE71255	PIPE PLUG	5	X	X	1/8"-27 NPT, (SUB FOR R119392, R104592 OR RE42713)	
26	RE508185	FITTING	1	X	X	(INCLUDES R501377) (SUB FOR RE502422 AND R34741)	
27	U13639	O-RING	1	X	X	(USE WITH RE508185 AND R39741)	
27	R501277	FILTER HEAD	1	X	X	(FOR RE502422)	

KEY	PART NO.	PART NAME	QTY	SE6200	SE6300	REMARKS	
28	RE507807	PIPE PLUG	1	X	X	1/4"-18 NPT, (SUB FOR R55233, THIS APPLICATION)	
29	R119874	BUSHING	1	X	X		
30	15H584	PIPE PLUG	1	X	X	1/2"	
31	T23435	THREADED NIPPLE	1	X	X		
32	15H562	PIPE PLUG	AR	X	X	1"	
33	R119210	BUSHING	6	X	X	OD STD	
34	14H1076	NUT	1	X	X	3/8"	
35	15H685	PIPE PLUG	AR	X	X	1/4"	
36	19H2038	CAP SCREW	AR	X	X	3/8" X 1/2"	
37	R62107	WASHER	AR	X	X		
38	RE63674	VALVE	AR	X	X	KIT	
39	AT13740	DRAIN VALVE	AR	X	X		

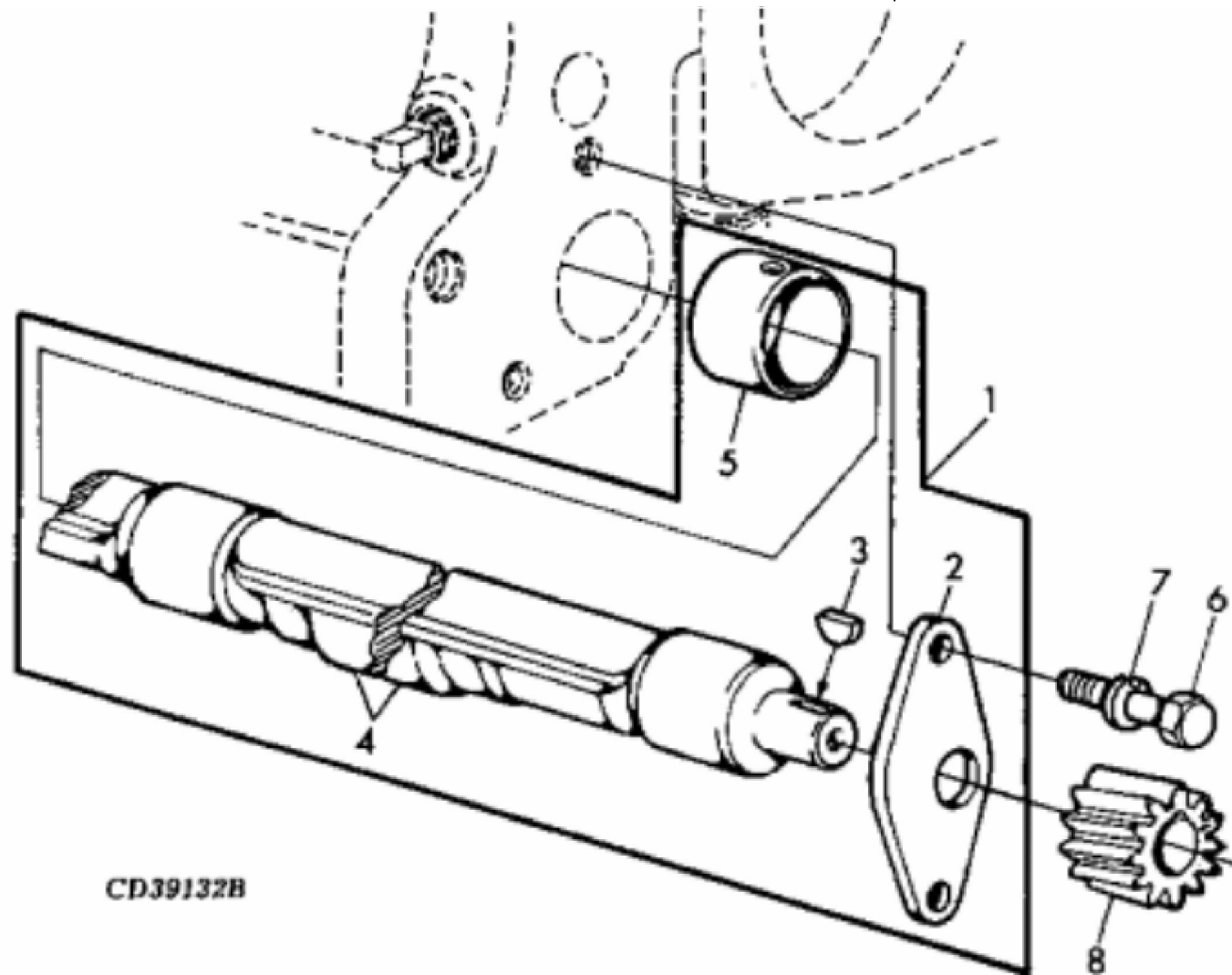


CD40310A

KEY	PART NO.	PART NAME	QTY	ALL	REMARKS	
1	RE55901	CAMSHAFT	1	X	(INCLUDES INSTRUCTIONS) (MARKED R115335 OR RE522312) (ALSO ORDER TY6333)	
2	T28041	SHAFT KEY	1	X	3.175 X 16.662 mm, (SUB FOR 26H72)	
3	CAMSHAFT	1	X	A = 40 mm, (1.57"), (ORDER RE55901) (MARKED R115335 OR RE522312)	
4	T20073	CAM FOLLOWER	8	X		
5	R119874	BUSHING	AR	X		
6	19H2676	CAP SCREW	2	X	3/8" X 1", (SAE 8)	
7	T20070	HELICAL GEAR	1	X	Z = 48	
8	T20072	PLATE	1	X		



KEY	PART NO.	PART NAME	QTY	SE6100	SE6400	REMARKS	
1	RE53082	BALANCER SHAFT	1	X	X	(KIT, RH)	
1	RE56351	BALANCER SHAFT	1	X	X	(KIT, LH)	
2	R88112	PLATE	1	X	X		
3	T28041	SHAFT KEY	1	X	X	3.175 X 16.662 mm, (SUB FOR 26H72)	
4	BALANCER SHAFT	1	X	X	MARKED "R", (MARKED R54634), (ORDER RE53082)	
4	BALANCER SHAFT	1	X	X	MARKED "L", (MARKED R54634), (ORDER RE56351)	
5	R119210	BUSHING	3	X	X	OD STD	
6	T15634	NUT	2	X	X		
7	R54635	WEIGHT	2	X	X		
8	T28745	BOLT	2	X	X		
9	19H2021	CAP SCREW	4	X	X	3/8" X 5/8"	
10	12H304	LOCK WASHER	4	X	X	3/8"	
11	T20130	GEAR	1	X	X	Z = 12, RH, (FOR RE53082)	
11	T20133	GEAR	1	X	X	Z = 12, LH, (FOR RE56351)	



Thank you so much for reading.
Please click the “Buy Now!”
button below to download the
complete manual.



After you pay.

You can download the most
perfect and complete manual in
the world immediately.

Our support email:

ebooklibonline@outlook.com