

Section: ENGINE

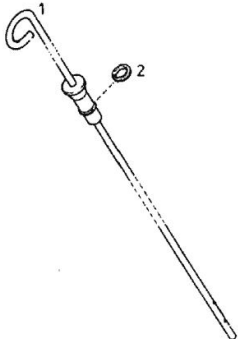
DIPSTICK

Fig.	P/n	QTY	Name
<b>Notes:</b>			
[DXab 110]			
1	01176380	1	rod H 003535-AV - 253- 213X 25- 3 8 WITH PICTURE NO. 002
2	01174311	1	oil seal H 002927- 4,3 X 2,4 -FPM-1-70



ÖrneBstab  
 Oli dipstick  
 Jauge de niveau d'huile  
 Varilla de sondeo para nivel de aceite

0150- 01 -500 3313



**LOCK**

Fig.	P/n	QTY	Name
------	-----	-----	------

Notes:  
[DXab 110]

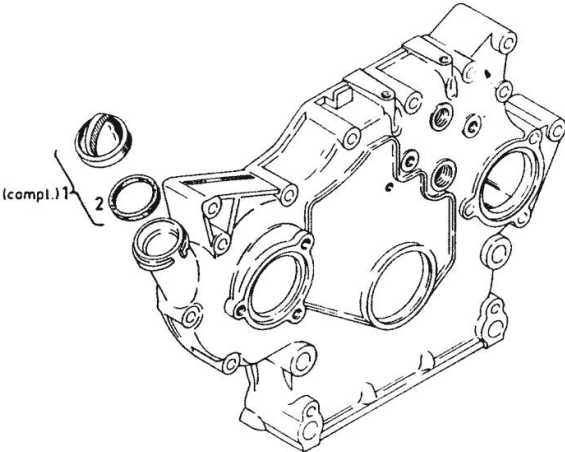
1	01236291	1	plug
2	01236290	1	oil seal



Oleinfüllverschluß  
 Oil filter cap  
 Couvercle de cheminée de remplissage d'huile  
 Tapon de llenado de aceite



0150-01-500 3320




Section: ENGINE  
**COVER**

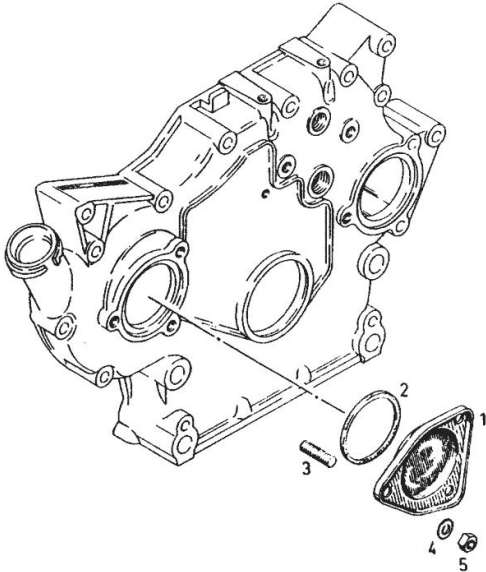
Fig.	P/n	QTY	Name
<b>Notes:</b> [DXab 110]			
1	04152404	1	cover
2	01166110	1	ring H 002927- 80 X 3 -NBR-1-60
3	01178540	3	screw H 002091- 835-M 8 X 16- 8.8-A 4C-MK-1,5D-BL
4	01216143	3	ring
5	01112824	3	nut m 8, d934 ISO 004032-M 8 - 8-A4C



Verschlußdeckel für Spritzversteller  
Cover for advance/retard unit  
Couvercle pour avance automatique  
Tapa de cierre para graduador de avance de inyección



0150-01-500 3331



Section: ENGINE  
**FASTENINGS**

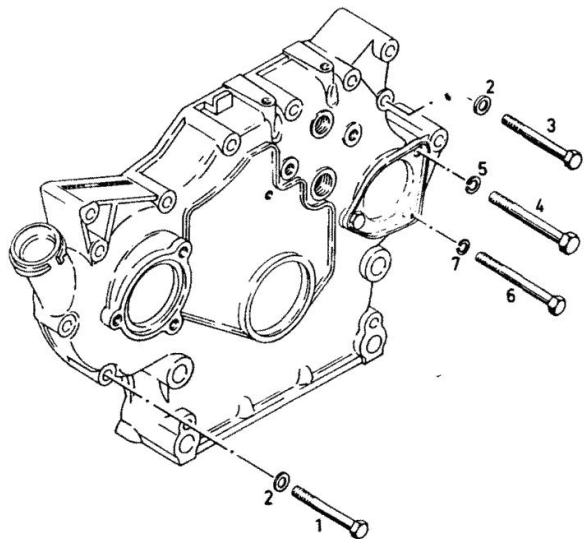
Fig.	P/n	QTY	Name
<b>Notes:</b> [DXab 110]			
1	01127046	1	screw m 8 x 60 ISO 004017-M 8 X 60 - 8.8-A4C
2	01107101	3	washer 8.4 DIN 000125-A 8,4-140HV-A4C
3	01111179	2	screw m 8 x 70, d931 ISO 004014- M 8 X 70 - 8.8-A4 C
4	01111336	1	screw m 10 x 75 DIN 000931- M10 X 75 - 8.8-A4 C
5	01102800	1	washer 10.2 DIN 000128-A 10 -FST -A4C
6	01122399	1	screw ISO 004014- M 8 X 85 - 8.8-A4 C
7	01102799	1	washer 8, d128 DIN 000128-A 8 -FST -A4C



Befestigungsteile  
Fastening parts  
Pièces de fixation  
Partes de fijación



0150-01-500 6842




Section: ENGINE  
FRONT COVER

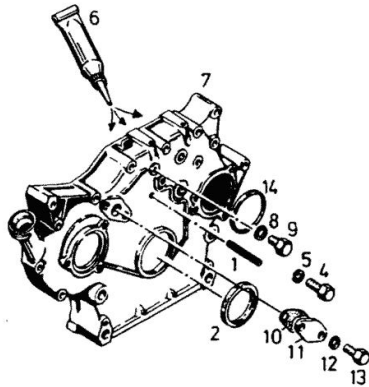
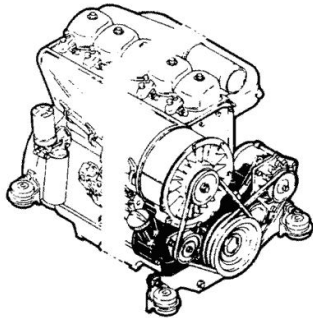
Fig.	P/n	QTY	Name
<b>Notes:</b> [DXab 110]			
1	01115459	1	pin ISO 008752- 6 X 45
2	02234133	1	oil seal
4	01112295	1	screw m 8 x 10 ISO 004017-M 8 X 10 - 8.8-A4C
5	01102799	1	washer 8, d128 DIN 000128-A 8 -FST -A4C
6	01016120	1	compound 1 kg H 000699-DEUTZ DW 47- 310 ML
7	04158424	1	cover
8	01118669	1	ring DIN 007603-A 10 X 16 -CU
9	01124445	1	screw m10x1 d910 DIN 000910- M10X1 -ST-A4C
10	01178417	1	gasket H 002946-22X 44X1,5 -DEUTZ FW 31 CONTAINS ASBESTOS ASBESTOS-FREE, SEE ITEM 950
11	01165854	1	flange H 000713-18
12	01107101	2	washer 8.4 DIN 000125-A 8,4-140HV-A4C
13	01112307	2	screw m 8 p.1.25 x 15, d933 ISO 004017-M 8 X 16 - 8.8-A4C
14	01171243	1	oil seal H 002927- 82 X 3,15 -MVQ-1-50
950	01178417	1	gasket H 002946-22X 44X1,5 -DEUTZ FW 31 ASBESTOS-FREE CONTAINS ASBESTOS SEE ITEM 010



Vorderer Deckel  
Front cover  
Couvercle avant  
Tapa delantera



0150-01-501 6339




Section: ENGINE  
**BREATHER**

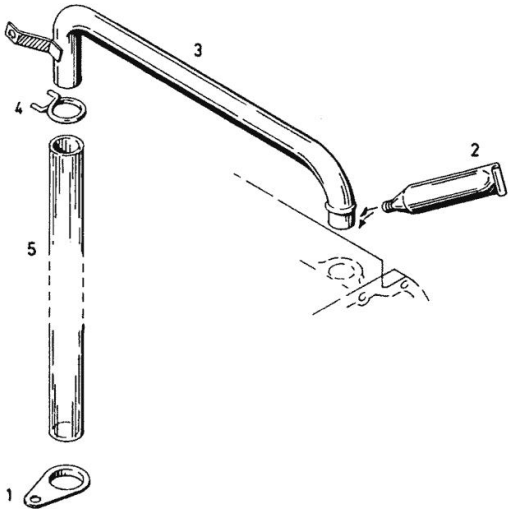
Fig.	P/n	QTY	Name
<b>Notes:</b> [DXab 110]			
1	02101292	1	fan
2	01001204	5	gasket H 000699-DEUTZ DW 51
3	02243678	1	tube
4	01163942	1	clamp H 000735-SK 34
5	01388826		flexible hose H 007761-A25 X31 440 MM



Entlüftung  
Breather  
Event  
Ventilación



0150-01-502 2867



Section: ENGINE

**INTERMEDIATE GEAR BEARING**

Fig.	P/n	QTY	Name
------	-----	-----	------

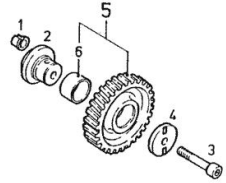
Notes:  
[DXab 110]

1	02101007	1	bushing
2	02234172	1	pin TRAKTORAUSFUEHRUNG S.POS.950
3	02234177	1	screw
4	02234161	1	washer
5	02234400	1	gear
6	03362538	1	bushing 0150-01-74.02 TRAKTORAUSFUEHRUNG S.POS.951
950	04161357	1	pin FUER TRAKTOR DX85,DX90 U. DX110
951	02234389	1	bushing FUER TRAKTOR DX85,DX90 U. DX110



Zwischenradlager  
 Inter gear bearing  
 Tourillon de pignon intermédiaire  
 Soporte para rueda intermedia

0150-01-0502 3335



Section: ENGINE  
**BLANKING PARTS**


Fig.	P/n	QTY	Name
------	-----	-----	------

Notes:  
[DXab 110]

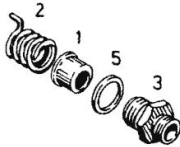
1	02135019	1	tube
2	02237638	1	spring
3	02234350	1	vent
5	01118750	1	oil seal DIN 007603-A 24 X 30 -AL



Verschlusserteile  
Locking parts  
Pièces de fermeture  
Partes de cierre



0150-01-503 0825






Section: ENGINE  
**TUNNEL COVER**

Fig.	P/n	QTY	Name
------	-----	-----	------

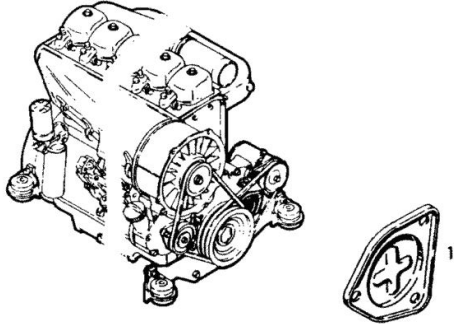
Notes:  
[DXab 110]

1	02235014	1	cover
---	----------	---	-------

 Anbauteile  
Attachments  
Accessoires  
Partes de adosamiento



0150-01-503 2468



DXab 110

Ref: 11.01.20000

Section: ENGINE  
**CRANKCASE**

	Kurbelgehäuse Crankcase Carter Cárter	0150—01—503 76 25
--	--	-------------------

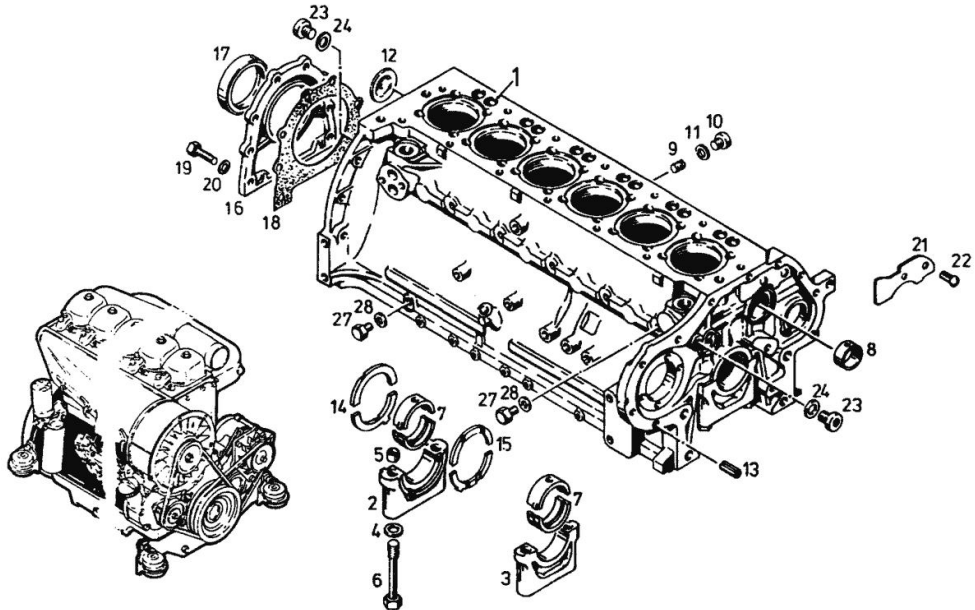



Fig.	P/n	QTY	Name
<b>Notes:</b> [DXab 110]			
1	02239280	1	crankcase BEST. AUS BILD NR.2 BIS 6, 8 BIS 13,21 BIS 24,27,28
4	01216107	14	washer 15x23x1,5 H 002308-15 X23X1,5
5	03362279	14	bushing
6	01136990	14	screw DIN 000931-BM14 X110 - 10.9
7	03362379	7	bearing NORMAL 70.00 MM RD (2.7559 IN.) UNDERSIZE STEP ITEM 950-955
8	02139737	1	bushing
9	01215235	7	plug
10	01110422	6	screw DIN 000908-M12X1,5-ST
11	01118673	7	oil seal DIN 007603-A 12 X 15,5-CU
12	01216240	1	disc
13	01167266	2	bush H 002341-B11X16
14	02230181	1	shim NORMAL 3.00 MM (0.1181 IN.) OVERSIZE STEP ITEM. 956-959
15	02230170	1	shim NORMAL 3.00 MM (0.1181 IN.) OVERSIZE STEP ITEM. 960-963
16	02234870	1	cover
17	02234134	1	oil seal
18	03362337	1	gasket
19	01112322	8	screw m 8 p.1.25 x 20 ISO 004017-M 8 X 20 - 8.8-A4C
20	01107101	8	washer 8.4 DIN 000125-A 8,4-140HV-A4C
21	02231082	1	plate
22	01115333	2	self tapping screw ISO 008746- 6 X10-ST -A4C
23	04159934	2	screw
24	04159935	1	oil seal
27	01118998	5	screw DIN 007604-CM10X1 -ST-A4C
28	01118659	5	oil seal

1/3

DXab 110

Ref: 11.01.20000

Section: ENGINE  
**CRANKCASE**



Kurbelgehäuse  
 Crankcase  
 Carter  
 Cárter

0150—01—503 76 25

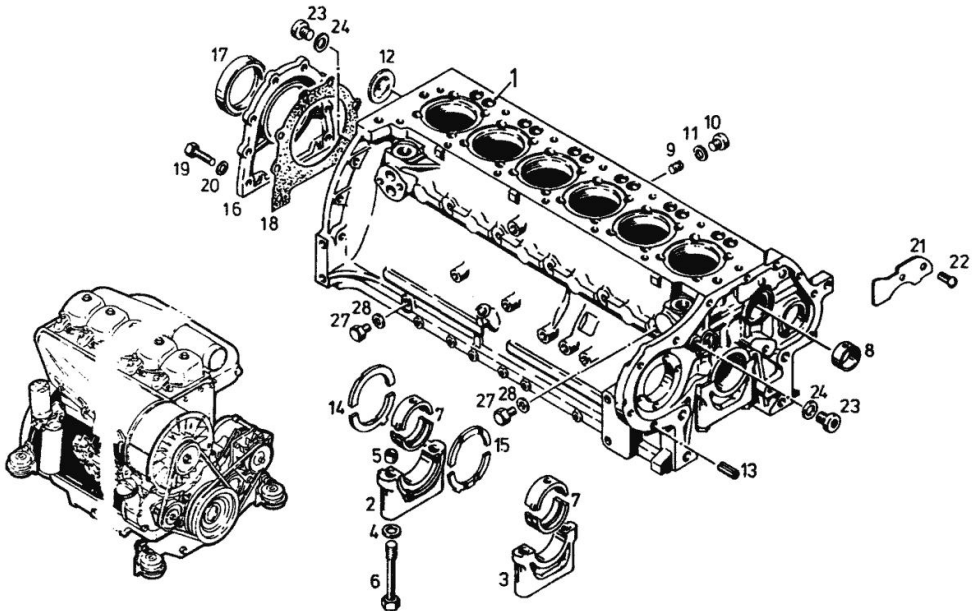


Fig.	P/n	QTY	Name
950	03362380	7	DIN 007603-A 10 X 13,5-CU bearing 1. UNDERSIZE STEP 69.75 MM RD. (2.7461 IN.)
951	03362381	7	bearing 2. UNDERSIZE STEP 69.50 MM RD. (2.7362 IN.)
952	03362382	7	bearing 3. UNDERSIZE STEP 69.25 MM RD. (2.7263 IN.)
953	03362383	7	bearing 4. UNDERSIZE STEP 69.00 MM RD (2.7165 IN.)
954	03362384	7	bearing 5. UNDERSIZE STEP 68.75 MM RD. (2.7067 IN.)
955	03362385	7	bearing 6. UNDERSIZE STEP 68.50 MM RD (2.6969 IN.)
956	02230182	1	shim 1. OVERSIZE 3.25 MM (0.1279 IN.)
957	02230183	1	shim 2. OVERSIZE 3.50 MM (0.1378 IN.)
958	02230184	1	shim 3. OVERSIZE 3.75 MM (0.1476 IN.)
959	02230185	1	shim 4. OVERSIZE STEP 4.00 MM (0.1575 IN.)
960	02230172	1	shim 1. OVERSIZE 3.25 MM (0.1279 IN.)
961	02230173	1	shim 2. OVERSIZE 3.50 MM (0.1378 IN.)
962	02230174	1	shim 3. OVERSIZE 3.75 MM (0.1476 IN.)
963	02230175	1	shim 4. OVERSIZE STEP 4.00 MM (0.1575 IN.)
964	02233347	7	bearing

2/3

Thank you so much for reading.  
Please click the “Buy Now!”  
button below to download the  
complete manual.



After you pay.

You can download the most  
perfect and complete manual in  
the world immediately.

Our support email:

[ebooklibonline@outlook.com](mailto:ebooklibonline@outlook.com)