

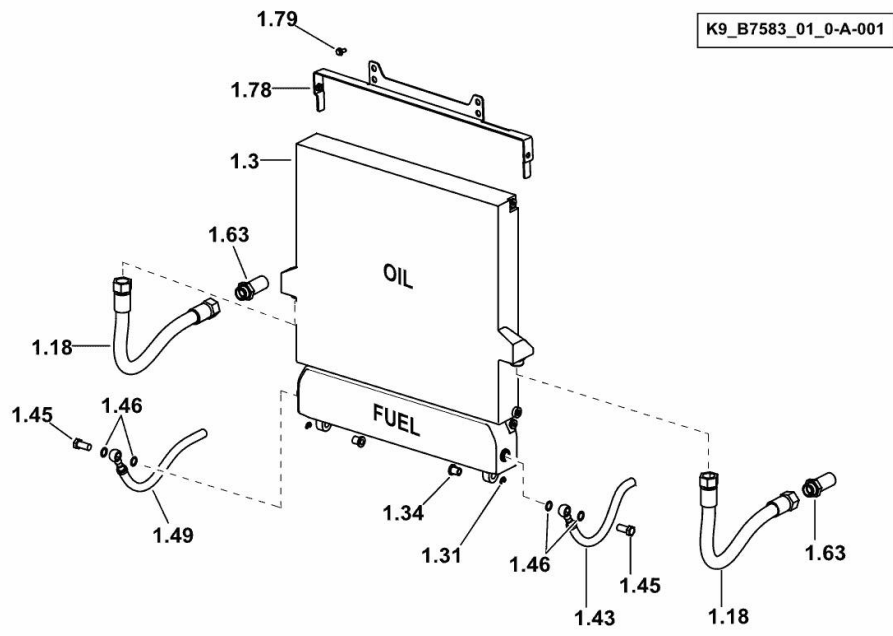
FUEL COOLER - GEAR OIL COOLER

Fig.	P/n	QTY	Name
------	-----	-----	------

Notes:

[IRON 150.7] 2314 <-

1.3	0.013.4874.4/10	1	radiator (-> 2201)
1.18	0.013.3603.3/10	2	flexible hose
1.31	2.1430.009.2	4	ring 8
1.34	2.1559.147.0	8	bushing
1.43	04452457	1	rubber tube sx/lh/li
1.45	01119246	2	pipe union H 3102 -D10 M
1.46	01118688	4	ring 14x17
1.49	04452458	1	rubber tube dx/rh/re
1.63	0.013.3951.0	2	pipe fitting
1.78	0.014.0047.3	1	support
1.79	2.0112.205.2	2	screw m 8 p.1.25 x 16



FUEL COOLER - GEAR OIL COOLER

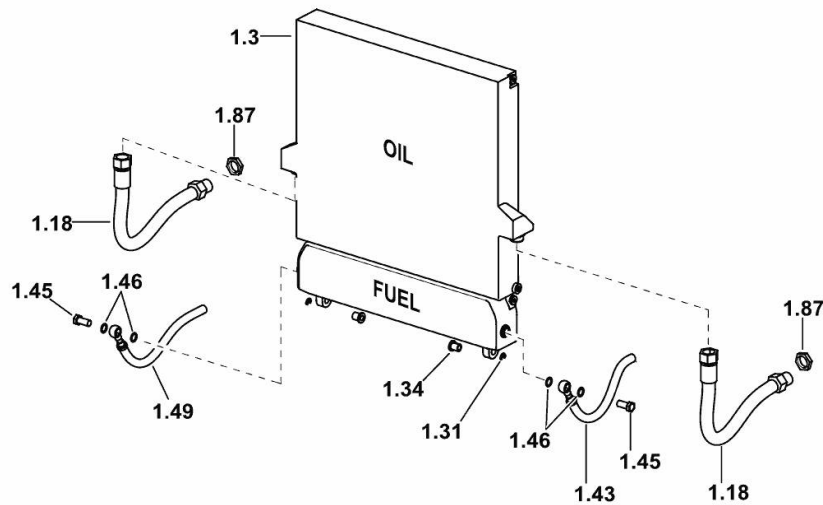
Fig.	P/n	QTY	Name
------	-----	-----	------

Notes:

[IRON 150.7] -> 2315

1.3	0.013.4874.4/10	1	radiator
1.18	0.013.3603.3/20	2	flexible hose
1.31	2.1430.009.2	4	ring 8
1.34	2.1559.147.0	8	bushing
1.43	04452457	1	rubber tube sx/lh/li
1.45	01119246	2	pipe union H 3102 -D10 M
1.46	01118688	4	ring 14x17 (2345 <-)
1.46	2.1569.220.0	4	oil seal
1.49	04452458	1	rubber tube dx/rh/re
1.87	01123544	2	nut m 26 p.1.5

K9_B7583_01_0-A-002



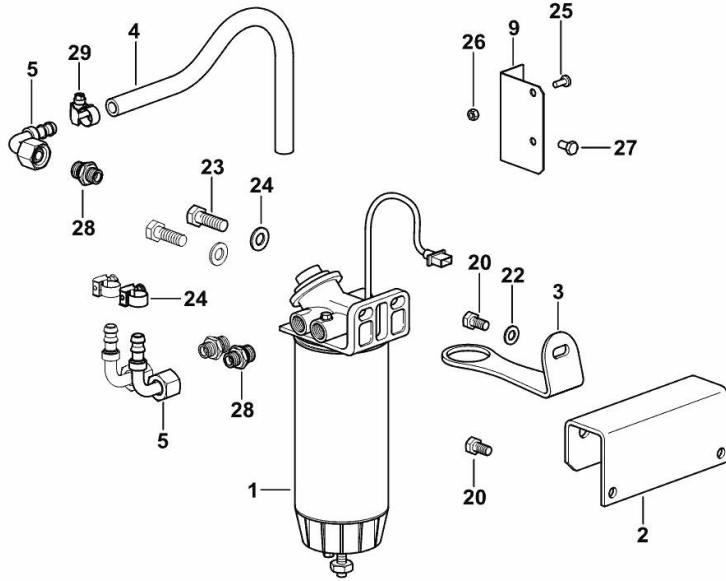
FUEL PRELIMINARY FILTER

Fig.	P/n	QTY	Name
------	-----	-----	------

Notes:

- EXPORT RU [IRON 150.7]

1	04454769	1	fuel filter element ☞ 04454769
2	04454761.3/20	1	bracket
3	04454759	1	support
4	04454768	1	tube
5	04454253	3	pipe fitting
9	04454918	1	support
20	2.0112.205.2	3	screw m 8 p.1.25 x 16
22	2.1310.004.2	1	flat washer 8.4x17
23	2.0112.311.2	2	screw m 10 p.1.5 x 30
24	2.1310.006.2	2	flat washer 10.5x21
25	2.0114.103.2	2	screw m 5 x 12
26	2.1011.102.2	2	nut m 5 p.0.7
27	2.0112.003.2	1	screw m 6 p.1 x 12
28	01180559	3	pipe fitting
29	01173965	3	clamp 10-16/9 h3461



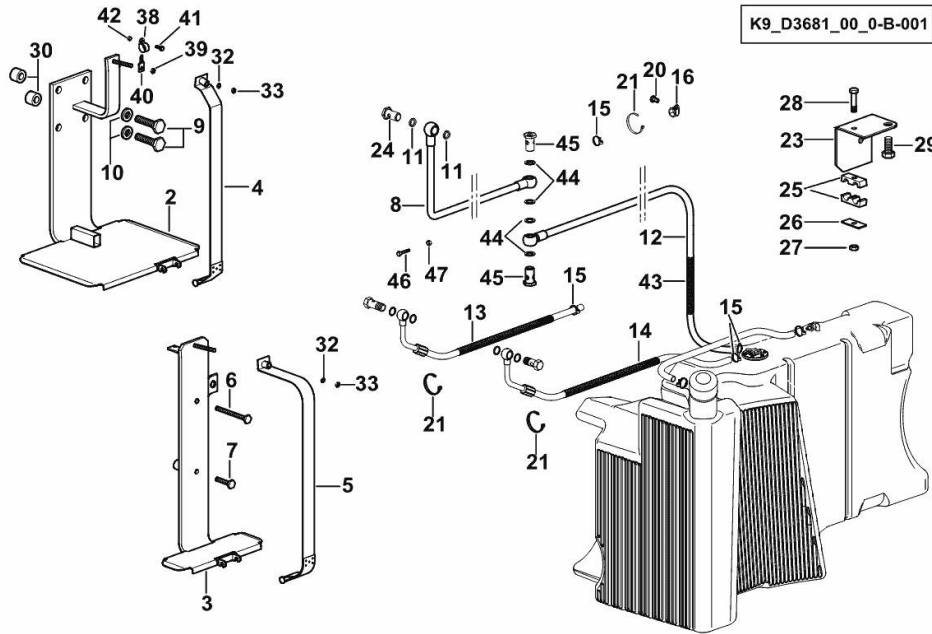
K9_F5381_50_0-A-001

FUEL SYSTEM - TANK

Fig.	P/n	QTY	Name
------	-----	-----	------

Notes:

[IRON 150.7] 2259 <-



2	04437761.4/10	1	support
3	04436124.4/10	1	support
4	04436122/10	1	fascia
5	04438108	1	fascia
6	01111566	1	screw m 12 x 110
7	01112572	1	screw m 12 x 60
8	04453719	1	flexible hose mm 550
9	01114097	4	screw m 20 p.1x90
10	01167055	4	washer 20.5x40
11	01118700	2	oil seal Ø 16 x 20
12	04453720	1	flexible hose mm 1900
13	04452063	1	guard
14	04452062	1	flexible hose
15	01173965	4	clamp 10-16/9 h3461
16	01172689	1	clamp
20	01112295	1	screw m 8 x 10
21	01173952	8	band
23	04428087	1	angular
24	01137064	1	pipe union m 16 p.1.5
25	04418659	2	terminal 12x10
26	01175616	1	small plate
27	01112813	1	nut m 6
28	01100101	1	screw m 6 x 45
29	01112529	1	screw m 12 x 30, d933
30	04427061	4	bushing 20.5x40x30
32	01107105	2	washer 10.5
33	01136453	2	nut m 10
38	01213283	1	clamp Ø 20/28
39	01102659	1	nut m 10, d934
40	04438416	1	bracket
41	01112322	1	screw m 8 p.1.25 x 20
42	01122477	1	nut m 8 p.1.25
43	04438399	1	tube
44	01118713	4	washer 18.5
45	2.3335.008.2	2	pipe union m 18 p.1.5 x 32
46	2.0112.017.2	2	screw m 6 p.1x45
47	2.1120.003.2	2	self-locking nut m 6

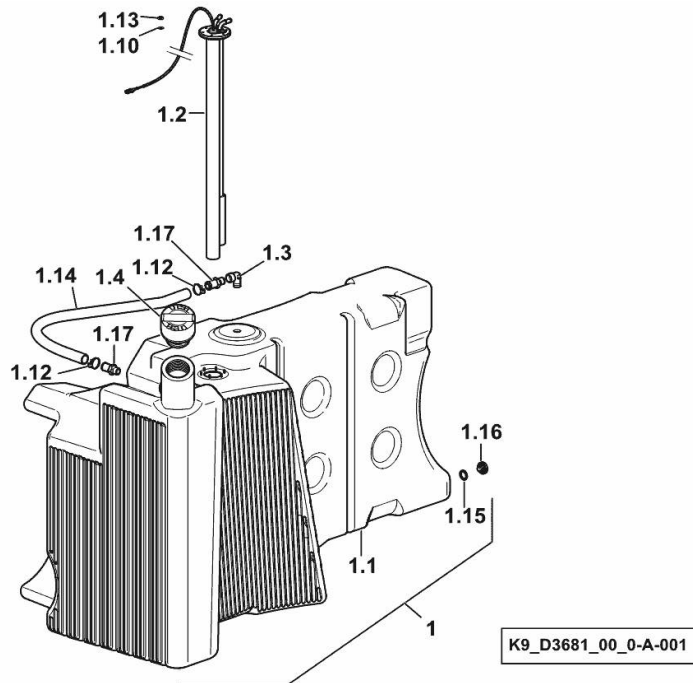
FUEL TANK

Fig.	P/n	QTY	Name
------	-----	-----	------

Notes:

[IRON 150.7] 2259 <-

1	04438118.4/30	1	tank
1.1	0.012.6126.3	1	tank
1.2	0.012.6230.0	1	float
1.3	2.3339.950.0	1	pipe fitting Ø 22 / 3/8" GAS
1.4	0.011.2107.0	1	plug
1.10	01122121	6	washer 4,3x9x0,8
1.12	01173962	2	clamp Ø 20/32
1.13	2.1011.101.2	6	nut
1.14	0.012.6171.0	1	tube
1.15	2.1530.056.0	1	oil seal 21.82 x 3.53
1.16	0.011.5133.0	1	plug m 12
1.17	0.012.1717.0	2	grommet union

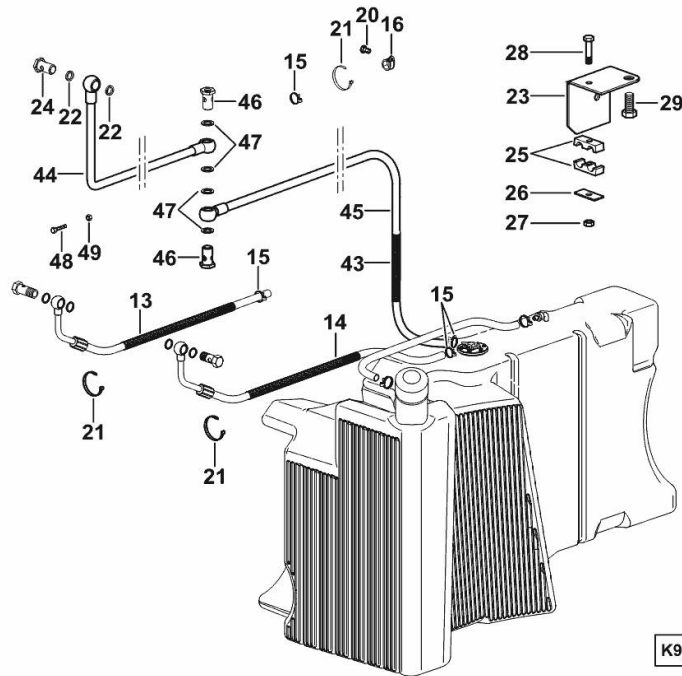


FUEL TANK PIPES

Fig.	P/n	QTY	Name
------	-----	-----	------

Notes:

[IRON 150.7] -> 2260



13	0.016.1428.0	1	guard mm 1150
14	0.016.1425.0	1	guard mm 1700
15	2.6851.001.0	4	clamp Ø 16/25
16	01172689	1	clamp
20	01112295	1	screw m 8 x 10
21	2.6852.203.0	8	clamp 292 x 4.8
22	2.1569.221.0	2	oil seal 16.2x20x1.5
23	04428087	1	angular
24	01137064	1	pipe union m 16 p.1.5
25	04418659	2	terminal 12x10
26	01175616	1	small plate
27	2.1011.103.2	1	nut m 6 p.1
28	2.0114.016.2	1	screw m 16 p.1x45
29	2.0114.411.2	1	screw m 12 p.1.75 x 30
43	0.016.1442.0	1	guard mm 1450
44	04453719	1	flexible hose mm 550
45	0.016.1448.0	1	flexible hose mm 1900
46	2.3335.008.2	2	pipe union m 18 p.1.5 x 32
47	2.1569.222.0	4	gasket 18.2x21.9x1.5
48	2.0112.017.2	2	screw m 6 p.1x45
49	2.1120.003.2	2	self-locking nut m 6

K9_F5381_00_0-C-001

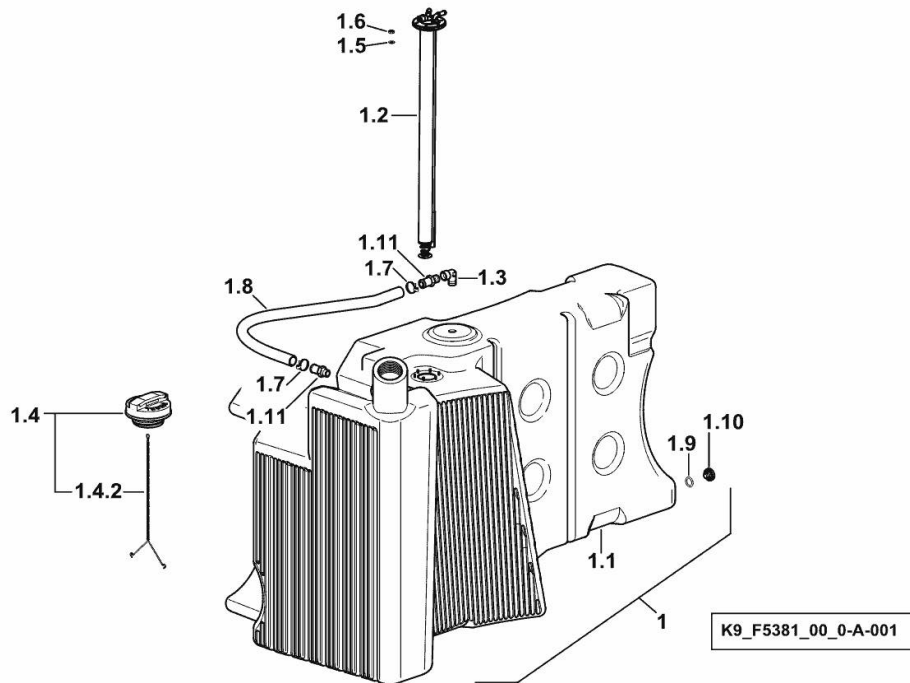
FUEL TANK

Fig.	P/n	QTY	Name
------	-----	-----	------

Notes:

[IRON 150.7] -> 2260

1	0.014.0702.4/30	1	fuel tank kpl.
1.1	0.014.0702.3/20	1	fuel tank lt. 300
1.2	0.012.6230.0/10	1	float
1.3	2.3339.950.0	1	pipe fitting Ø 22 / 3/8" GAS
1.4	04438724.4	1	plug
1.4.2	0.014.3405.0	1	small chain L = mm 210
1.5	01122121	6	washer 4,3x9x0,8
1.6	2.1011.101.2	6	nut
1.7	01173962	2	clamp Ø 20/32
1.8	04438725	1	tube L = mm 1100
1.9	2.1539.040.0	1	special oil seal 21.82 x 3.53
1.10	2.3199.332.0	1	plug m 12
1.11	2.3249.175.0	2	pipe fitting Ø 12 / 3/8" GAS



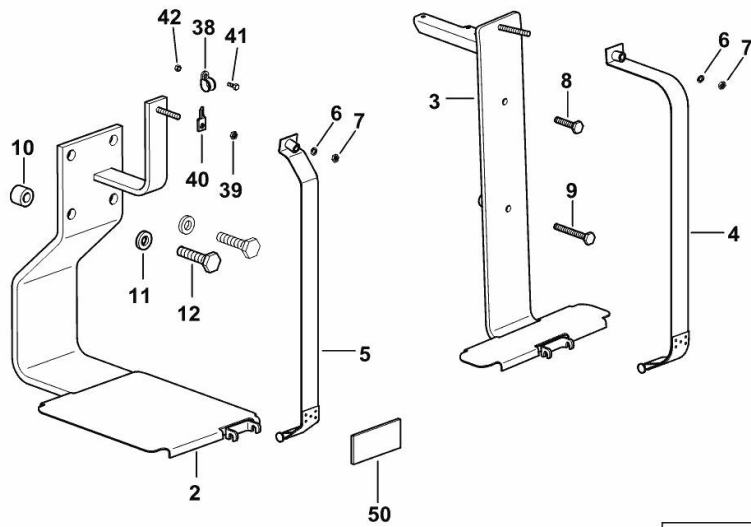
TANK SUPPORTS

Fig.	P/n	QTY	Name
------	-----	-----	------

Notes:

[IRON 150.7] -> 2260

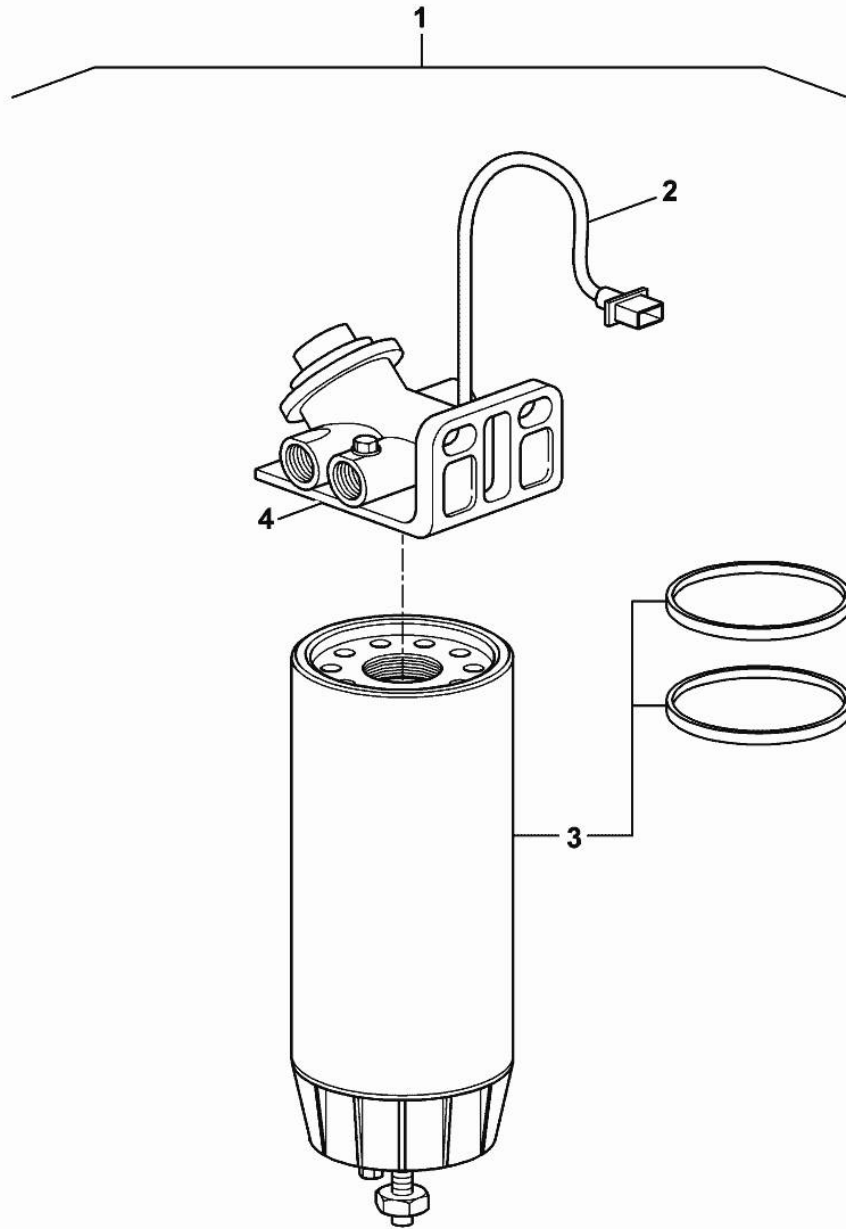
2	0.014.0711.3/20	1	tank support
3	0.014.8104.3/30	1	tank support
4	04438108/10	1	fascia
5	04436122/10	1	fascia
6	2.1310.006.2	2	flat washer 10.5x21
7	01136453	2	nut m 10
8	2.0112.421.2	1	screw m 12 p.1.75 x 60
9	2.0112.431.2	1	screw m 12 p.1.75 x 110
10	04427061	1	bushing 20.5x40x30
11	01167055	4	washer 20.5x40
12	2.0399.302.2	4	screw m 20 p.2x90
38	01213283	1	clamp Ø 20/28
39	2.1011.106.2	1	nut m 10 p.1.5
40	04438416	1	bracket
41	2.0114.207.2	1	screw m 8 p.1.25 x 20
42	01122477	1	nut m 8 p.1.25
50	0.015.7103.0	1	gasket 60x150x18



K9_F5381_00_0-B-001

FUEL FILTER

Fig.	P/n	QTY	Name
1	04454769	1	fuel filter element
2	02113150	1	electric cable
3	0.900.0793.5	1	fuel filter element
4	0.000.0000.1		cannot be supplied



04454769

EXHAUST SILENCER

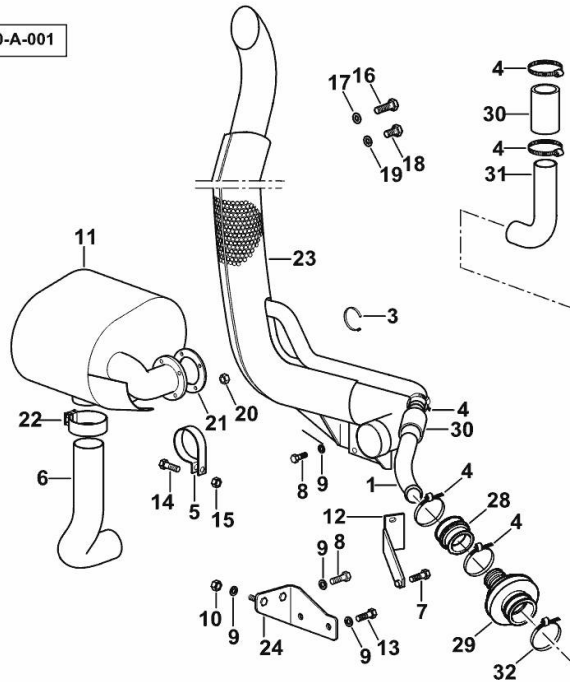
Fig.	P/n	QTY	Name
------	-----	-----	------

Notes:

[IRON 150.7] 2344 <-

1	04451135	1	primer
3	2.6852.203.0	1	clamp 292 x 4.8
4	2.6851.004.0	5	clamp Ø 32/50
5	04422728	1	fascia
6	04436010	1	manifold
7	01111308	1	screw m 10 x 50
8	2.0114.413.2	4	screw m 12 x 35
9	01174738	7	flat washer 12.5x26x6
10	2.1011.107.2	2	nut m 12 p.1.75
11	04436007	1	silencer
12	04437930	1	bracket
13	2.0122.467.2	1	screw m 12 p.1.25x45
14	2.0114.311.2	2	screw m 10 p.1.25 x 30
15	2.1011.106.2	3	nut m 10 p.1.5
16	2.0114.307.2	2	screw m 10 x 20, d933
17	01140501	1	washer 10.5
18	2.0114.205.2	2	screw m 8 p.1.25 x 16
19	2.1310.004.2	2	flat washer 8.4x17
20	01144673	4	nut
21	04209203	1	gasket
22	04427255	1	clamp
23	04436011.4/20	1	exhaust pipe
24	04437932	1	bracket
28	04450656	1	adapter
29	04450649	1	adapter
30	04432016	2	rubber sleeve
31	04450659	1	tube
32	2.6851.019.0	1	clamp Ø 13/20

K9_94556_00_0-A-001



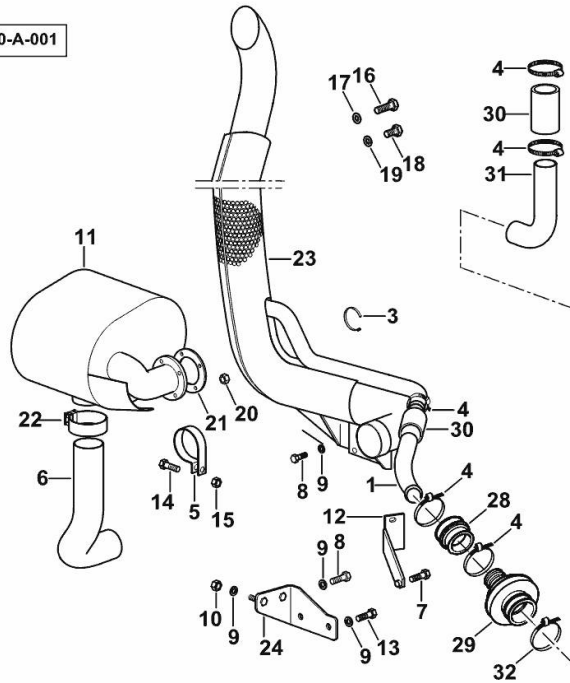
EXHAUST SILENCER

Fig.	P/n	QTY	Name
------	-----	-----	------

Notes:
[IRON 150.7]

1	04451135	1	primer
3	2.6852.203.0	1	clamp 292 x 4.8
4	2.6851.004.0	5	clamp Ø 32/50
5	04422728	1	fascia
6	04436010	1	manifold
7	01111308	1	screw m 10 x 50
8	2.0114.413.2	4	screw m 12 x 35
9	01174738	7	flat washer 12.5x26x6
10	2.1011.107.2	2	nut m 12 p.1.75
11	04436007	1	silencer
12	04437930	1	bracket
13	2.0122.467.2	1	screw m 12 p.1.25x45
14	01112429	2	screw m 10 x 30, d933
15	2.1011.006.2	3	nut m 10 p.1.5
16	2.0114.307.2	2	screw m 10 x 20, d933
17	01140501	1	washer 10.5
18	01112307	2	screw m 8 p.1.25 x 15, d933
19	2.1310.004.2	2	flat washer 8.4x17
20	01144673	4	nut
21	04209203	1	gasket
22	04427255	1	clamp
23	04436011.4/20	1	exhaust pipe
24	0.015.3755.3	1	support
28	04450656	1	adapter
29	04450649	1	adapter
30	04432016	2	rubber sleeve
31	04450659	1	tube
32	2.6851.019.0	1	clamp Ø 13/20

K9_D3856_00_0-A-001



AIR COMPRESSOR 229 cm³

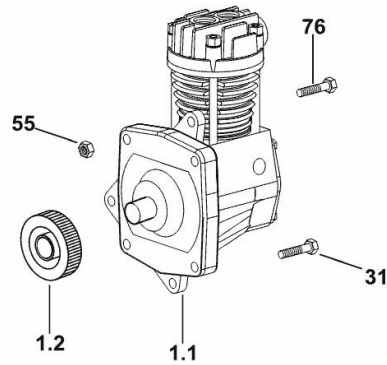
Fig.	P/n	QTY	Name
------	-----	-----	------

Notes:

[IRON 150.7] 2292 <-

1.1	04428408.4	1	air compressor 229 cm ³ ☞ 04428408.4
1.2	04255095.4	1	gear
31	01112429	2	screw m 10 x 30, d933
55	01102659	6	nut m 10, d934
76	04437934	1	stud bolt m 10

K9_A3589_15_0-B-001



AIR COMPRESSOR 229 cm³

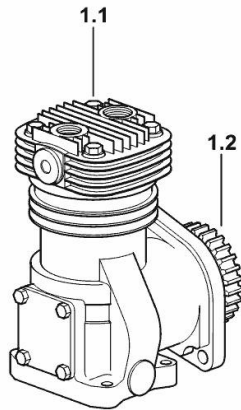
Fig.	P/n	QTY	Name
------	-----	-----	------

Notes:

- FOR TYPES WITH CAB AIR SUSPENSION [IRON 150.7]-> 2305

1.1	04428408.4	1	air compressor 229 cm ³ ☞ 04428408.4
1.2	04295536	1	gear Z = 43

K9_F5289_15_0-A-001



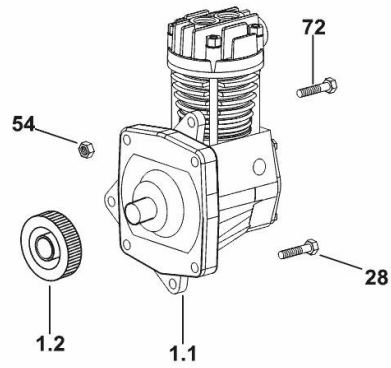
AIR COMPRESSOR - ITALY

Fig.	P/n	QTY	Name
------	-----	-----	------

Notes:

[IRON 150.7] 2296 <-

1.1	04428408.4	1	air compressor 229 cm ³ ☞ 04428408.4
1.2	04255095.4	1	gear
28	01112429	2	screw m 10 x 30, d933
54	01102659	6	nut m 10, d934
72	04437934	1	stud bolt m 10



K9_A3589_16_0-B-001

AIR COMPRESSOR 229 cm³ - ITALY

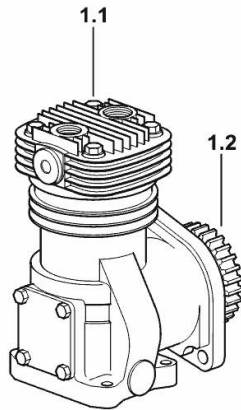
Fig.	P/n	QTY	Name
------	-----	-----	------

Notes:

[IRON 150.7] -> 2316

1.1	04428408.4	1	air compressor 229 cm ³ ☞ 04428408.4
1.2	04295536	1	gear Z = 43

K9_F5289_16_0-A-001



Thank you so much for reading.
Please click the “Buy Now!”
button below to download the
complete manual.



After you pay.

You can download the most
perfect and complete manual in
the world immediately.

Our support email:

ebooklibonline@outlook.com