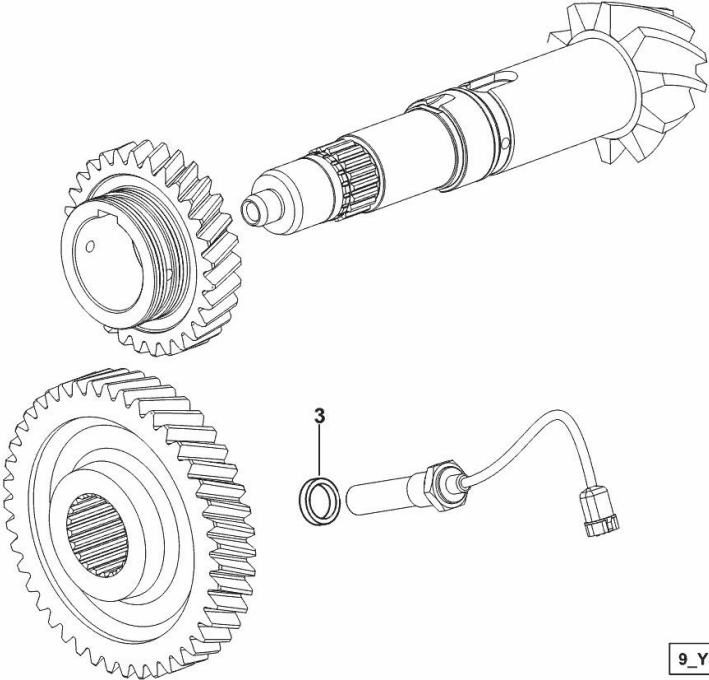


SPEED SENSOR GASKET

Fig.	P/n	QTY	Name
------	-----	-----	------

Notes:
[Virtus 120 -> ZKDAZ902W0TS20001]

3	2.1569.244.0	1	gasket 18.2x24x5.2
---	--------------	---	--------------------



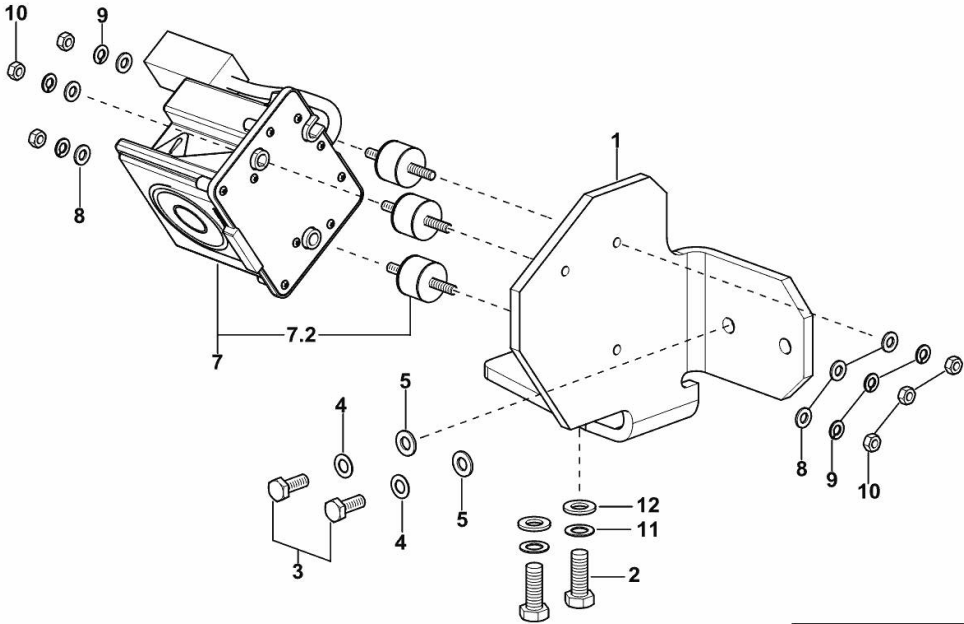
9_Y8534_05_0-B-001

RADAR Km/h

Fig.	P/n	QTY	Name
------	-----	-----	------

Notes:
 [Virtus 120 -> ZKDAZ902W0TS20001]

1	0.019.8652.0/10	1	bracket
2	2.0112.310.2	2	screw m 10 p.1.5x28
3	2.0112.207.2	2	screw m 8 p 1.25 x 20
4	2.1470.004.2	2	lock washer 8
5	2.1310.004.2	2	flat washer 8.4x17
7	2.7099.977.4	1	radar
7.2	0.015.3865.0	3	silent-block
8	2.1310.002.2	6	flat washer 6.4x12.5
9	2.1474.007.2	6	washer 6, d128
10	2.1011.103.2	6	nut m 6 p.1
11	2.1470.006.2	2	lock washer 10
12	2.1310.006.2	2	flat washer 10.5x21



9_Y6984_62_0-A-001

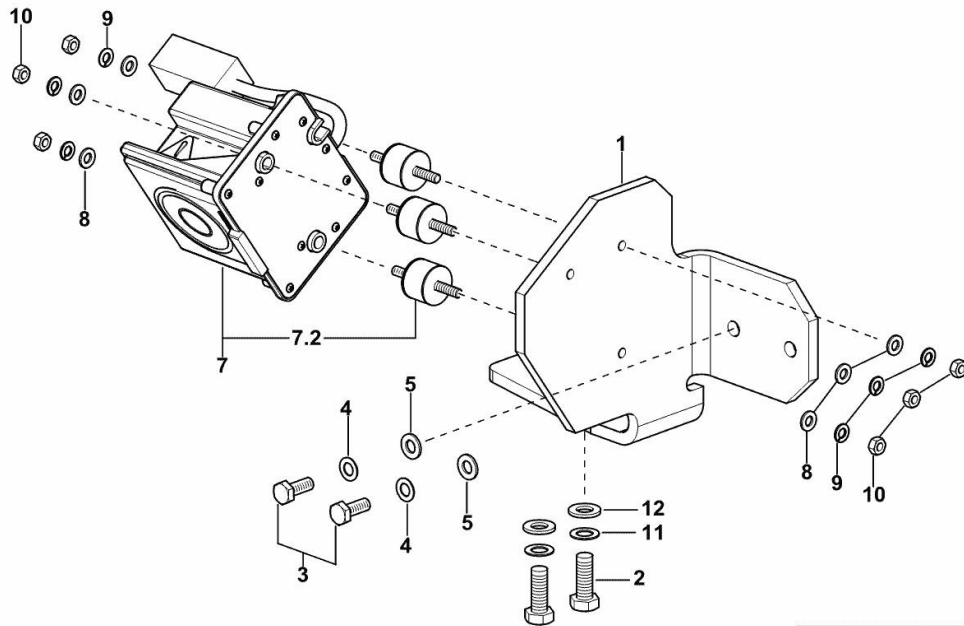
RADAR Mph

Fig.	P/n	QTY	Name
------	-----	-----	------

Notes:

- EXPORT U.S.A. / U.K. [Virtus 120 -> ZKDAZ902W0TS20001]

1	0.019.8652.0/10	1	bracket
2	2.0112.310.2	2	screw m 10 p.1.5x28
3	2.0112.207.2	2	screw m 8 p 1.25 x 20
4	2.1470.004.2	2	lock washer 8
5	2.1310.004.2	2	flat washer 8.4x17
7	2.7099.976.4	1	radar Mph
7.2	0.015.3865.0	3	silent-block
8	2.1310.002.2	6	flat washer 6.4x12.5
9	2.1474.007.2	6	washer 6, d128
10	2.1011.103.2	6	nut m 6 p.1
11	2.1470.006.2	2	lock washer 10
12	2.1310.006.2	2	flat washer 10.5x21



9_Y7284_64_0-A-001

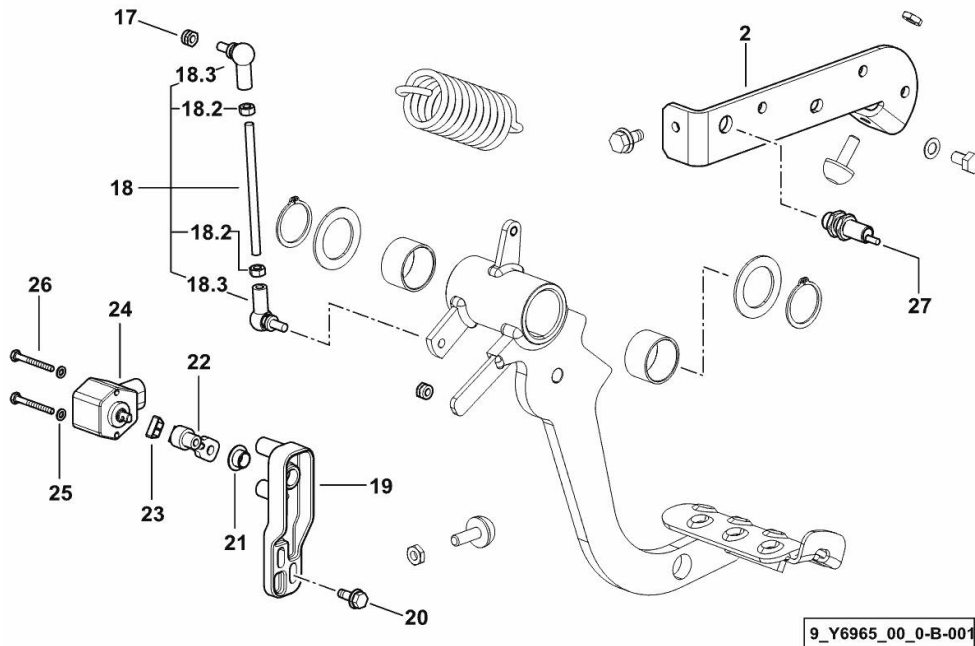
CLUTCH PEDAL SENSOR

Fig.	P/n	QTY	Name
------	-----	-----	------

Notes:

[Virtus 120 -> ZKDAZ902W0TS20001]

2	0.018.7885.0/20	1	bracket
17	2.1120.103.2	2	nut m 6
18	0.012.6388.4	1	rod
18.2	2.1011.103.2	2	nut m 6 p.1
18.3	0.010.1796.0	2	universal joint
19	0.012.6399.2/10	1	support
20	2.0365.205.3	2	screw
21	2.2841.034.0	1	bushing 10x12x7
22	0.012.6425.0/20	1	small lever
23	0.011.3791.0	1	clip
24	2.7099.740.0/10	1	position sensor
25	2.1470.052.2	2	lock washer 4
26	01127019	2	screw m 4x35
27	2.7099.037.0	1	sensor

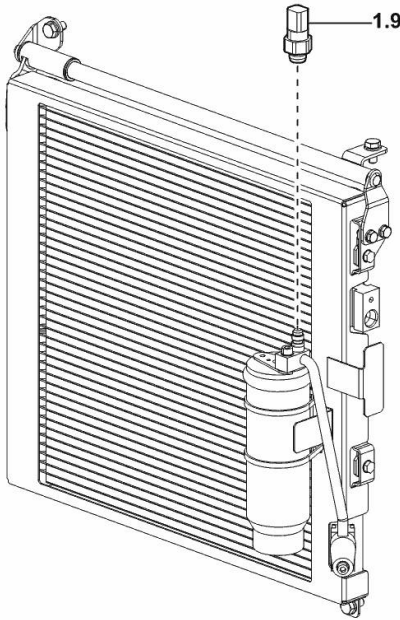


OIL PRESSUR.SWITCH

Fig.	P/n	QTY	Name
------	-----	-----	------

Notes:
- FOR TRACTORS WITH AIR CONDITIONING [Virtus 120 -> ZKDAZ902W0TS20001]

1.9	2.7099.038.0	1	pressure switch
-----	--------------	---	-----------------



9_Y6986_22_0-B-001

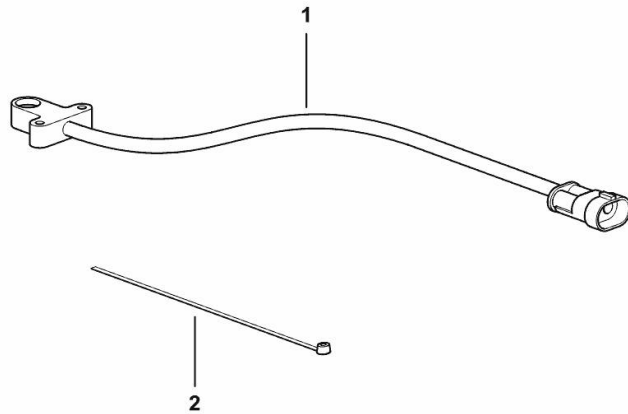
TEMPERATURE SENSOR FOR AUTOMATIC CLIMATE CONTROL

Fig.	P/n	QTY	Name
------	-----	-----	------

Notes:

[Virtus 120 -> ZKDAZ902W0TS20001]

1	0.014.4826.3	1	probe
2	2.6852.001.0	2	clamp 99 x 2.5



9_B1584_07_0-A-001

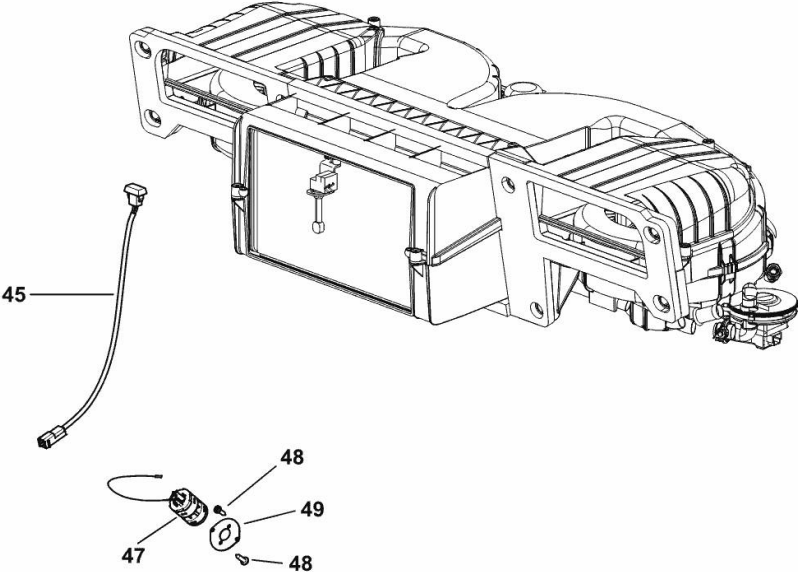
AUTOMATIC CLIMATE CONTROL SENSORS

Fig.	P/n	QTY	Name
------	-----	-----	------

Notes:
 - AUTOMATIC CLIMATE CONTROL [Virtus 120 -> ZKDAZ902W0TS20001]

45	0.014.1326.0	1	sensor
47	0.014.1324.0	1	sensor
48	2.0350.254.3	4	screw m 3.5x13
49	0.013.7733.0	1	plate

9_Y8171_22_0-D-001



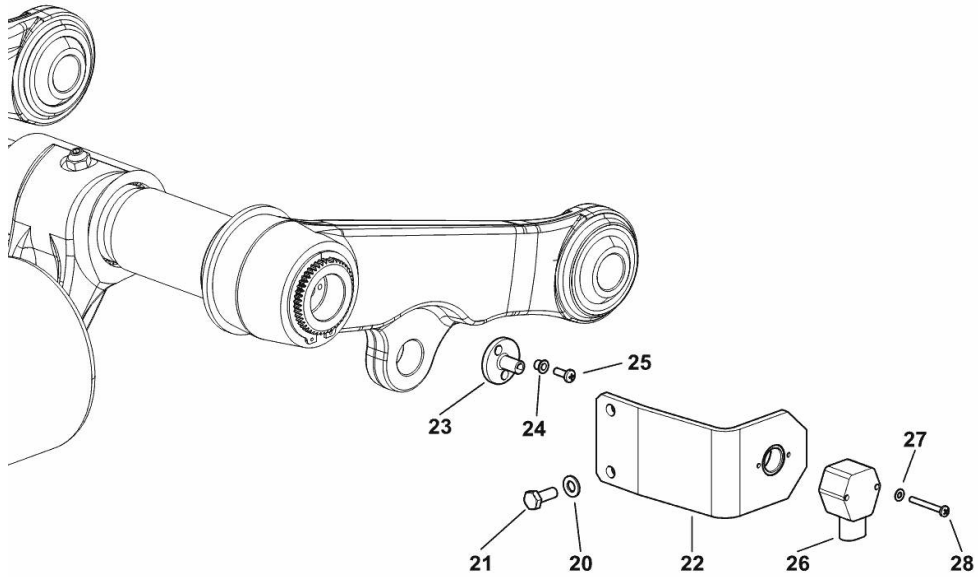
REAR LIFT POSITION SENSOR

Fig.	P/n	QTY	Name
------	-----	-----	------

Notes:

[Virtus 120 -> ZKDAZ902W0TS20001]

20	2.1310.004.2	2	flat washer 8.4x17
21	2.0112.207.2	2	screw m 8 p 1.25 x 20
22	0.011.3852.3/10	1	bracket
23	0.007.6992.0/10	1	joint
24	2.1559.363.2	2	bush 7x10x7
25	2.0332.305.2	2	screw m 5 p.0.8 x 14
26	2.7099.740.0/10	1	position sensor
27	2.1310.028.2	2	flat washer
28	2.0332.210.3	2	screw m 4x35



W9_R8959_21_0-B-001

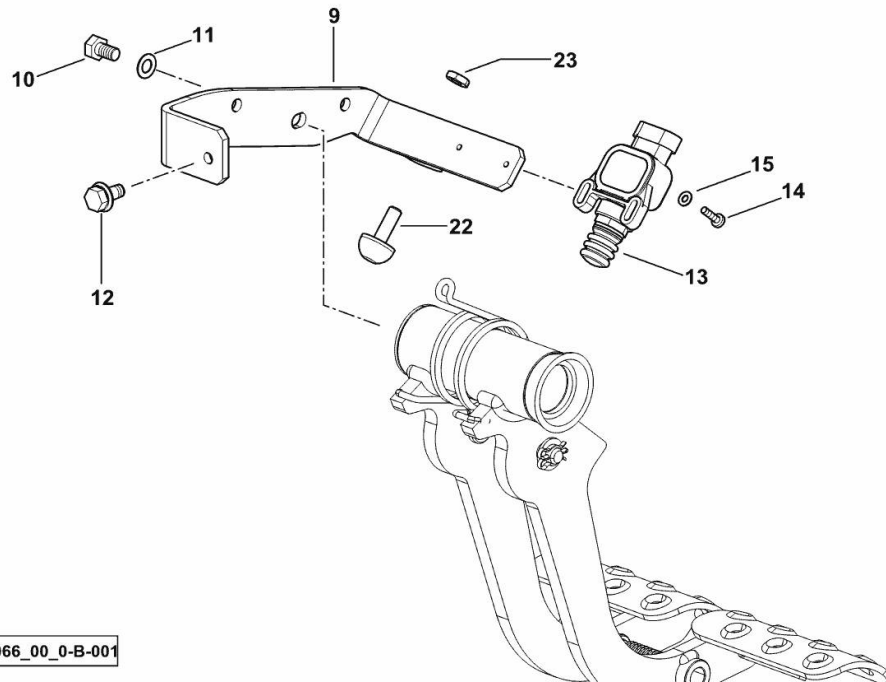
BRAKE PEDAL SWITCH

Fig.	P/n	QTY	Name
------	-----	-----	------

Notes:

[Virtus 120 -> ZKDAZ902W0TS20001]

9	0.018.7847.2	1	bracket
10	2.0112.204.2	1	screw m 8 p.1.25x14
11	2.1470.004.2	1	lock washer 8
12	2.0365.305.3	1	screw
13	2.7659.281.0	1	switch
14	2.0362.005.2	2	screw m4x15
15	2.1310.028.2	2	flat washer
22	04384850	1	contact surface m 8 x 25
23	2.1011.205.2	1	nut m 8 p.1.25



9_Y6966_00_0-B-001

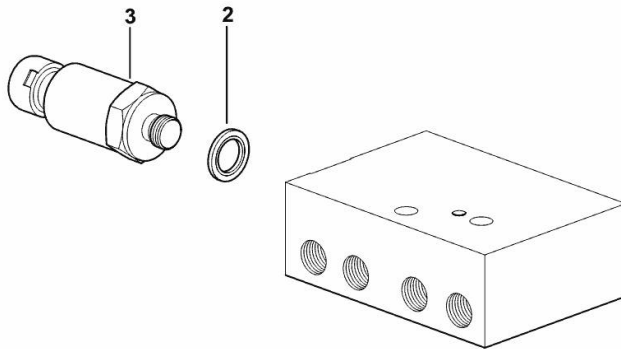
BRAKING SYSTEM SENSOR

Fig.	P/n	QTY	Name
------	-----	-----	------

Notes:

[Virtus 120 -> ZKDAZ902W0TS20001]

2	2.1561.005.0	1	washer typ A
3	0.012.1507.4	1	sensor 40 bar



9_R8566_05_0-B-001

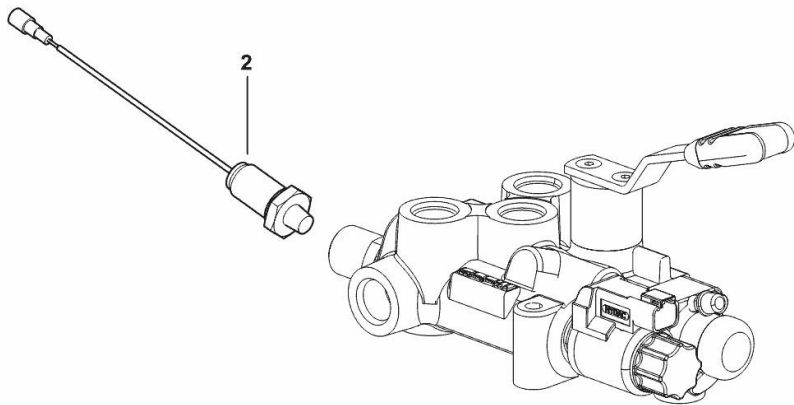
PRESSURE SWITCH FOR HYDRAULIC TRAILER BRAKING SYSTEM - ITALY

Fig.	P/n	QTY	Name
------	-----	-----	------

Notes:

[Virtus 120 -> ZKDAZ902W0TS20001]

2	2.7099.960.0	1	pressure switch 11 Bar
---	--------------	---	------------------------



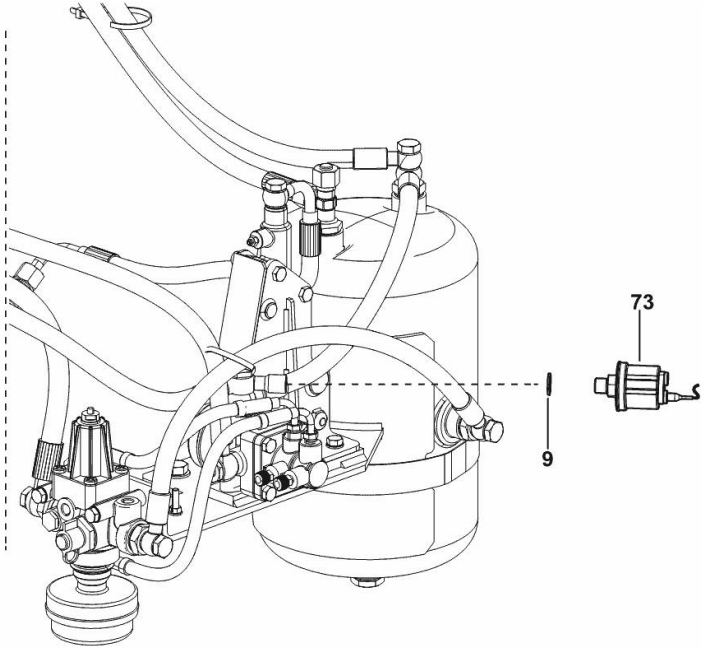
9_R8889_10_0-B-001

PRESSURE SWITCH FOR AIR BRAKING SYSTEM

Fig.	P/n	QTY	Name
------	-----	-----	------

Notes:
- EXPORT D [Virtus 120 -> ZKDAZ902W0TS20001]

9	2.1560.010.0	16	gasket 14.2 x 20
73	0.011.9428.0	1	pressure switch



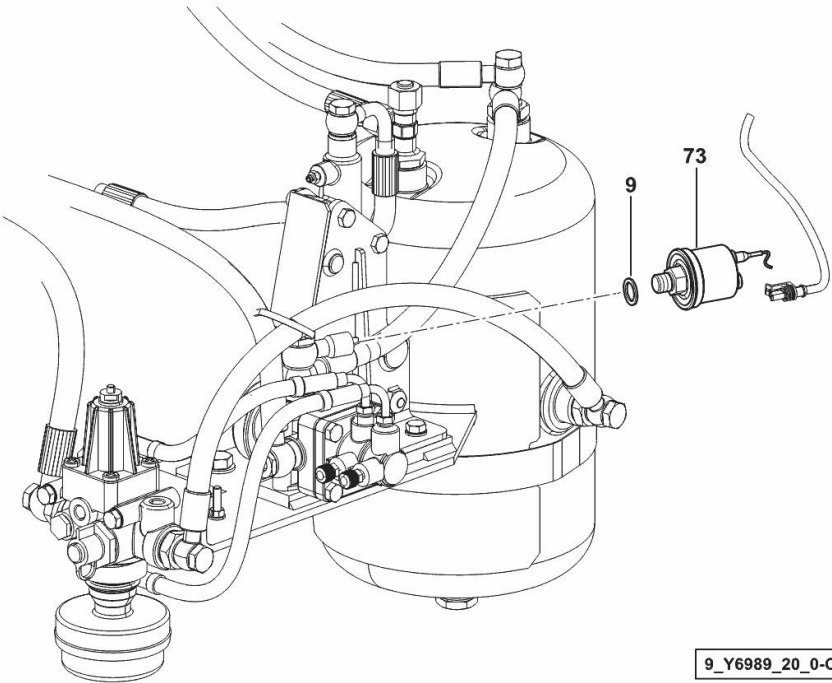
9_Y6989_21_0-D-001

PRESSURE SWITCH FOR AIR BRAKING SYSTEM

Fig.	P/n	QTY	Name
------	-----	-----	------

Notes:
- ITALY [Virtus 120 -> ZKDAZ902W0TS20001]

9	2.1560.010.0	11	gasket 14.2 x 20
73	0.011.9428.0	1	pressure switch



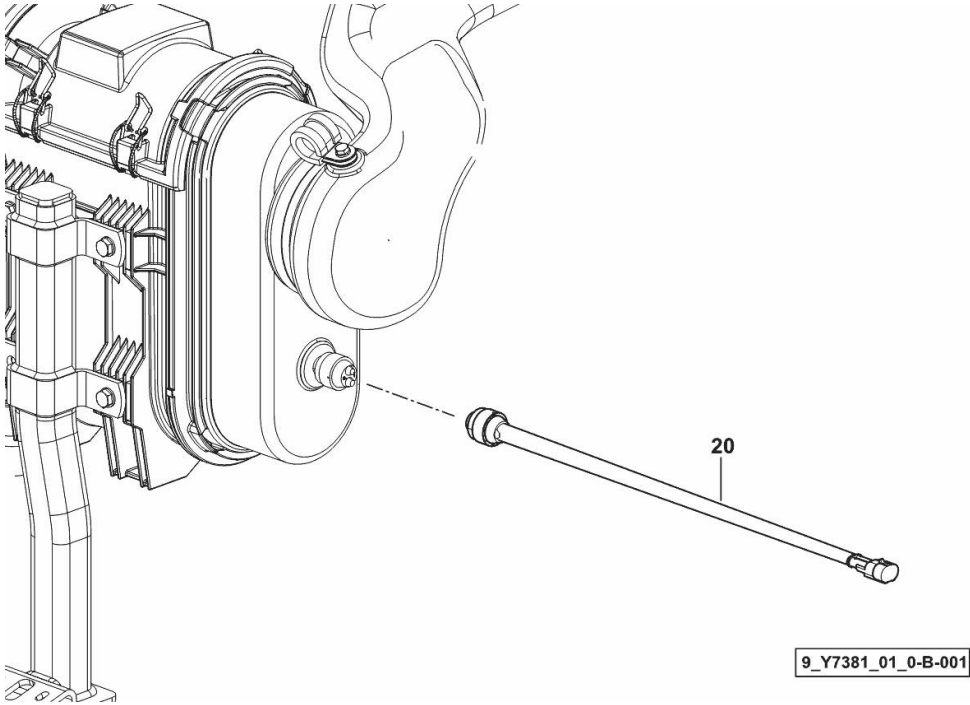
9_Y6989_20_0-C-001

PRESSURE SWITCH FOR AIR CLEANER CLOGGED WARNING LIGHT 9"

Fig.	P/n	QTY	Name
------	-----	-----	------

Notes:
[Virtus 120 -> ZKDAZ902W0TS20001]

20	0.020.0800.0	1	clogging warning ind.
----	--------------	---	-----------------------



PRESSURE SWITCH FOR AIR CLEANER CLOGGED WARNING LIGHT 9"

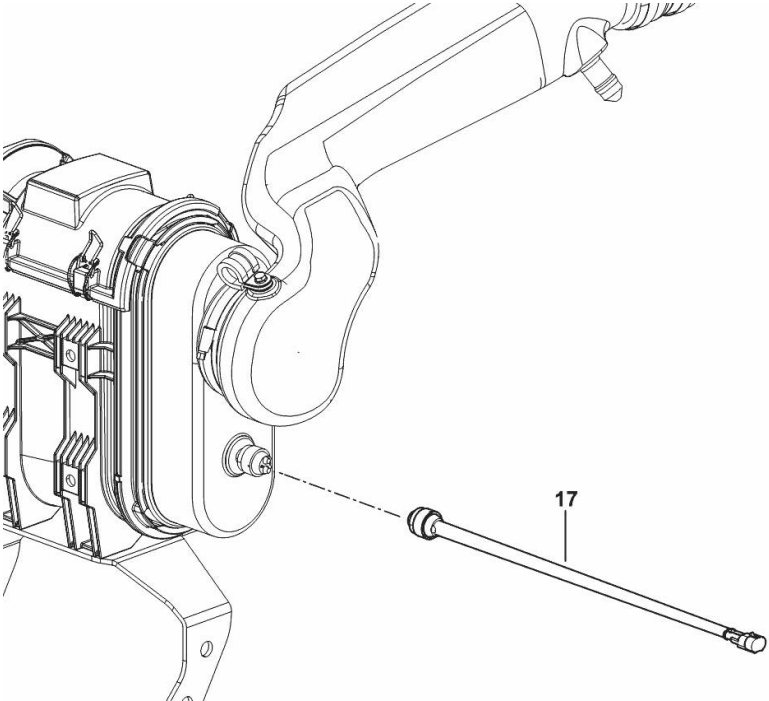
Fig.	P/n	QTY	Name
------	-----	-----	------

Notes:

- FOR TYPES W/ OR W/ PROVISION FOR FRONT LIFT/FRONT PTO [Virtus 120 -> ZKDAZ902W0TS20001]

17	0.020.0800.0	1	clogging warning ind.
----	--------------	---	-----------------------

9_Y6981_02_0-B-001



Thank you so much for reading.
Please click the “Buy Now!”
button below to download the
complete manual.



After you pay.

You can download the most
perfect and complete manual in
the world immediately.

Our support email:

ebooklibonline@outlook.com