

**110**  
**"CHUCK WAGON"**  
**MIXER-FEEDER**

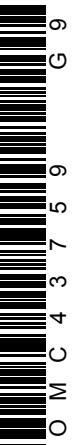


**OPERATORS MANUAL**  
**110 "CHUCK WAGON"**  
**MIXER-FEEDER**

OMC43759 G9 English

**OMC43759 G9**

LITHO IN THE U.S.A.  
ENGLISH



## TO THE PURCHASER

This manual covers operation and service instructions for the John Deere 110 "Chuck Wagon" Mixer-Feeder.

The machine is strongly built to withstand all-weather use and the abuse of cattle feeding chores in muddy feed lots. However, the life and performance of your wagon will depend largely on the care given it by the operator. Read this manual carefully to become fully acquainted with the different phases of its operation. If additional information is needed, see your John Deere dealer.

Lubrication is very important. Study the lubrication chart on page 18 and lubricate the working parts as instructed. If a grease fitting becomes lost or damaged, replace it immediately.

When in need of parts, see your John Deere dealer. He is equipped to provide genuine replacement parts which will maintain the life and satisfactory performance of your "Chuck Wagon" Mixer-Feeder.

## LOCATION REFERENCE

Right-hand and left-hand reference is determined by standing at the rear of the "Chuck Wagon" Mixer-Feeder and facing the forward direction of travel.

## IDENTIFICATION

Before you forget, fill in the information below.


Serial No. ....

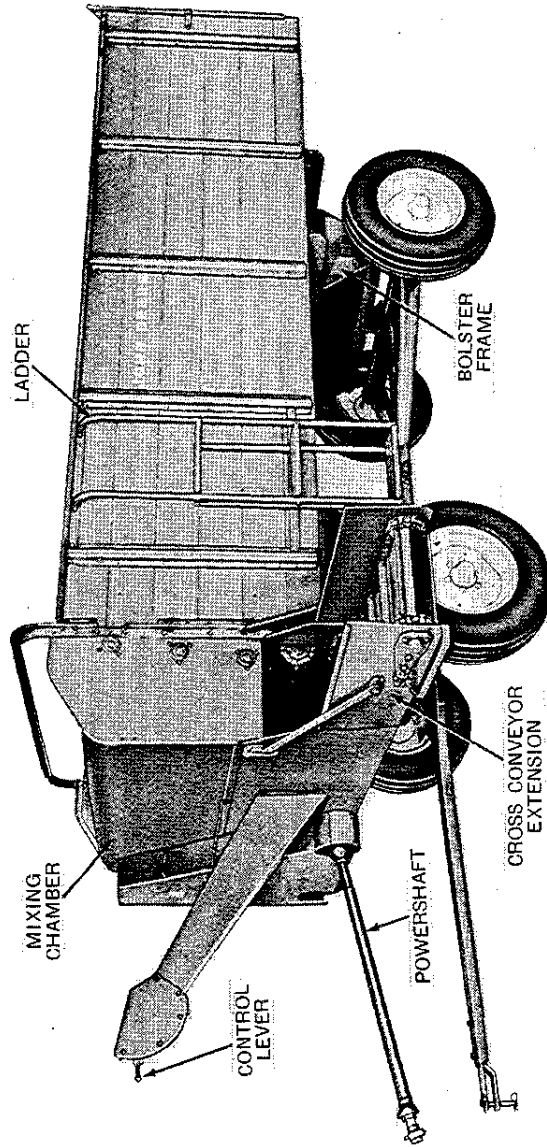
(The serial number plate is located on the lower side board near the front of the right-hand side.)

Date Purchased. ....

## CONTENTS

	<i>Page</i>
Specifications .....	3
Operation .....	4-12
Uses .....	4
Capacity .....	4
Controls .....	5
Beaters .....	6
Cross Conveyor .....	7
Apron Conveyor and Beater Drive Chains .....	8
Safety Suggestions .....	8
Main Drive .....	9
Apron Conveyor Drive .....	10
Endgate .....	11
Extension Side Boards .....	11
Transporting .....	12
Lubrication .....	18-19
Converting from 540 to 1000 rpm PTO Drive .....	13-17
Removing Powershaft, Drive Belt, and Sheave .....	13
Main Shaft .....	14
Assembling and Installing Jackshaft .....	15-17
Service .....	20
Stop Pawls for Apron Conveyor .....	20
Apron Conveyor .....	20





*John Deere 110 "Chuck Wagon" Mixer-Feeder and 963 Wagon*

C 175

**Buy Now**



Our support email:

[ebooklibonline@outlook.com](mailto:ebooklibonline@outlook.com)