

JD24A and 125 Skid-Steer Loaders



JOHN DEERE

OPERATORS MANUAL

JD24A and 125 Skid-Steer
Loaders

OMM77699 A8 English

John Deere
Lawn & Grounds Care Division
OMM77699 A8

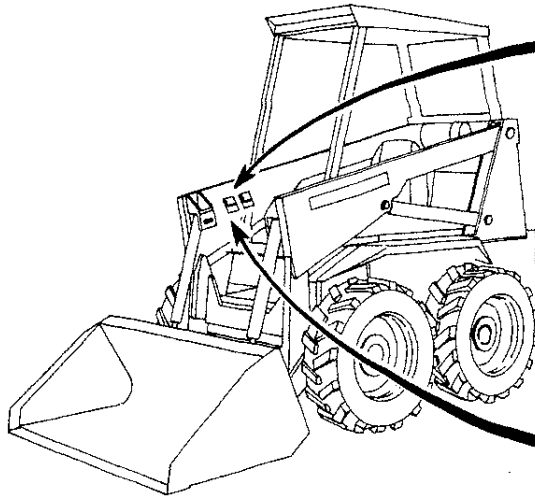
LITHO IN U.S.A.
ENGLISH




Contents

	<i>Page</i>		<i>Page</i>
Safety	1	Transporting	37
Controls	9	Service	38
Operating the Engine	11	Storage	61
Operating the Loader	14	Specifications	63
Fuels and Lubricants	27		
Troubleshooting	30		

Safety




⚠ WARNING



AVOID INJURY


- Loader can move suddenly and violently
- Always wear seat belt

⚠ DANGER



AVOID DEATH

- Before removing seat belt and leaving seat
- Lower lift arms to ground or rest lift arms on stops
 - Stop engine
 - Bumping foot pedal can cause lift arms to fall




⚠ DANGER



CRUSHING BY LIFT ARMS

- Do not reach over wheels and push pedals at same time
- Secure and lock raised lift arms
- Install Rollover Protective Structure (ROPS) with side screens

⚠ DANGER




AVOID DEATH

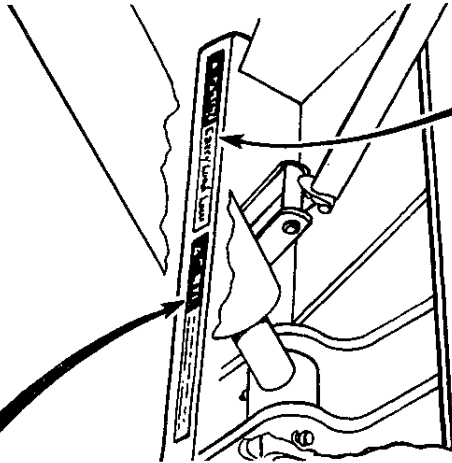
- Secure and lock lift arms before cleaning or servicing

⚠ CAUTION

- 1 Read operator's manual before operating this machine.
- 2 Do not work under lift arms unless lift arm stops are engaged. Always engage lift arm stops if for any reason it is necessary to leave lift arms raised.
- 3 Do not operate unless ROPS side screens and safety shields are in place.
- 4 Do not mount or dismount this machine unless engine is shut off, bucket is lowered to the ground and parking brake is engaged.
- 5 Operate only from the operator's seat. Always fasten seat belt.
- 6 Do not start engine unless parking brake is set and steering and hydraulic controls are in neutral.
- 7 Load free falls when lift arms control pedal is fully depressed. Make sure area under lift arms is clear and be alert.
- 8 Never make sharp maneuvers with lift arms in raised position. Carry load low.
- 9 Travel slowly over rough terrain.
- 10 Level bucket as lift arms are raised to prevent spill into operator's compartment.
- 11 Never allow riders.
- 12 Do not tow to start engine or transport vehicle.



⚠ CAUTION Carry Load Low



⚠ WARNING

To avoid bodily injury from fall of raised lift arms, extend safety stops before walking or working under lift arms.

RECOGNIZE SAFETY INFORMATION

This is the safety-alert symbol. When you see this symbol on your machine or in this manual, be alert to the potential for personal injury.

Follow recommended precautions and safe operating practices.



AB6:T81389 053;ALERT 160687

UNDERSTAND SIGNAL WORDS

A signal word—DANGER, WARNING, or CAUTION—is used with the safety-alert symbol. DANGER identifies the most serious hazards.

Safety signs with signal word DANGER or WARNING are typically near specific hazards.

General precautions are listed on CAUTION safety signs. CAUTION also calls attention to safety messages in this manual.




AB6:TS187 053;SIGNAL 071085

FOLLOW SAFETY INSTRUCTIONS

Carefully read all safety messages in this manual and on your machine safety signs. Keep safety signs in good condition. Replace missing or damaged safety signs.

Learn how to operate the machine and how to use controls properly. Do not let anyone operate without instruction.

Keep your machine in proper working condition. Unauthorized modifications to the machine may impair the function and/or safety and affect machine life.




AB6:TS201 053;READ 230487

USE SEAT BELT PROPERLY

Use a seat belt when you operate with a roll-over protective structure (ROPS) to minimize chance of injury from an accident such as an overturn.

Do not use a seat belt if operating without a ROPS.



M6007 AA5 040288


OPERATE LOADER WITH CAUTION

Check location of cables, gas lines, and water mains before digging.

Keep loading area smooth.

Never lower a loaded bucket with the boom and bucket control lever in the float position. Keep load within SAE load limit.

Increase the power gradually when pulling a heavy load or when driving out of a ditch or excavation.



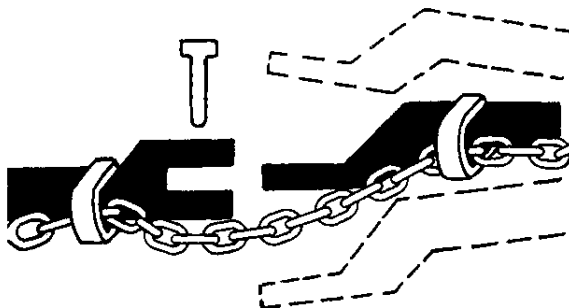
M60021 AA6 040288

USE A SAFETY CHAIN

A safety chain will help control drawn equipment should it accidentally separate from the drawbar.

Using the appropriate adapter parts, attach the chain to the loader drawbar support or other specified anchor location. Provide only enough slack in the chain to permit turning.

See your John Deere dealer for a chain with a strength rating equal to or greater than the gross weight of the towed machine. Do not use safety chain for towing.



AB6;TS217 053;CHAIN 171287

INSPECT MACHINE

Inspect your machine carefully each day by walking around it before you start it.



018;T6607AQ T82;BHSA CL. 060188


USE HANDHOLDS AND STEPS

Maintain a three point contact with steps and handrails and face machine when getting on or off machine. Do not use controls as hand holds.

Never jump on or off machine or dismount a moving machine.

Be careful of slippery platforms, steps, and handrails.

Lower bucket to ground, apply brake, and stop engine before dismounting.




T6607AP AA9 040288

PREPARE FOR EMERGENCIES

Be prepared if a fire starts.

Keep a first aid kit and fire extinguisher handy.

Keep emergency numbers for doctors, ambulance service, hospital, and fire department near your telephone.



AB6;TS186 053;FIRE2 080785

HANDLE FUEL SAFELY—AVOID FIRES

Handle fuel with care: it is highly flammable. Do not refuel the machine while smoking or when near open flame or sparks.

Always stop engine before refueling machine. Fill fuel tank outdoors.

Prevent fires by keeping machine clean of accumulated trash, grease, and debris. Always clean up spilled fuel.



AB6;TS202 053;FIRE1 230487


PROTECT CHILDREN

Keep children and others away when you operate machine.

Before you back up or turn, look behind and around skid steer loader for children.

Do not let children operate loader.

Do not let children ride on loader or any attachment.



M60008 AA12 040288

REMEMBER THE OTHER GUY

Never use a bucket or attachment for a work platform or personnel carrier.

Never move loads over the heads of other persons.



M60009 AA13 040288

Buy Now



Our support email:

ebooklibonline@outlook.com