

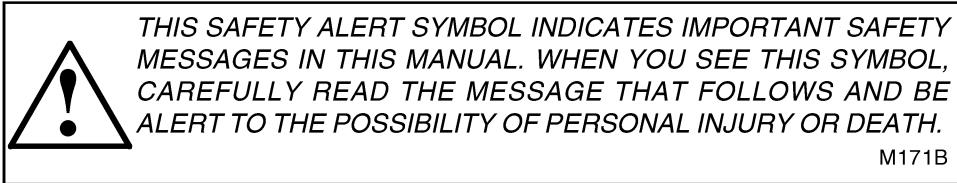
**International  
T-4, T-5, and TD-5  
Regular and Low Profile  
Crawler Tractors**

**Operator's Manual**

1003936R1

Reprinted




**CASE III**



If Safety Decals on this machine use the words **Danger, Warning or Caution**, which are defined as follows:

- **DANGER:** Indicates an immediate hazardous situation which if not avoided, will result in death or serious injury. The color associated with Danger is RED.
- **WARNING:** Indicates an potentially hazardous situation which if not avoided, will result in serious injury. The color associated with Warning is ORANGE.
- **CAUTION:** Indicates an potentially hazardous situation which if not avoided, may result in minor or moderate injury. It may also be used to alert against unsafe practices. The color associated with Caution is YELLOW.

If Safety Decals on this machine are ISO two panel Pictorial, decals are defined as follows:

- The first panel indicates the nature of the hazard.
- The second panel indicates the appropriate avoidance of the hazard.
- Background color is YELLOW.
- Prohibition symbols such as   and  if used, are RED.



# WARNING

IMPROPER OPERATION OF THIS MACHINE CAN CAUSE INJURY OR DEATH. BEFORE USING THIS MACHINE, MAKE CERTAIN THAT EVERY OPERATOR:

- Is instructed in safe and proper use of the machine.
- Reads and understands the Manual(s) pertaining to the machine.
- Reads and understands ALL Safety Decals on the machine.
- Clears the area of other persons.
- Learns and practices safe use of machine controls in a safe, clear area before operating this machine on a job site.

It is your responsibility to observe pertinent laws and regulations and follow Case Corporation instructions on machine operation and maintenance.

# *Operator's Manual*



## **INTERNATIONAL T-4, T-5, and TD-5 Regular and Low Profile CRAWLER TRACTORS**

INTERNATIONAL HARVESTER COMPANY  
OF CANADA LIMITED  
HAMILTON ONTARIO CANADA

## TO THE OWNER

The purpose of this manual is to assist you in realizing the benefits you anticipated when you purchased this International Harvester product. Literally thousands of people have contributed to the design and production of this product and its delivery to you. They have an interest in its successful performance and have provided this manual to give you the benefit of the experience they have gained through years of field testing and normal usage of this and similar products.

The way you operate and the care you give this product will have much to do with its successful performance. This manual has been carefully prepared and the information arranged and illustrated to make it as easy as possible for you to find the information you wish. It will pay you to read the entire manual carefully before operating and keep it handy for future reference. Your International Harvester Dealer will be glad to answer any further questions you may have on the operation of this product.

KEEP THIS BOOK HANDY FOR READY REFERENCE

It is the policy of the International Harvester Company to improve its products whenever it is possible and practical to do so. We reserve the right to make changes or add improvements at any time without incurring any obligation to make such changes on products sold previously.



# REPORT CANADIAN CRAWLER TRACTOR

DEALER'S COPY

DELIVERY INSPECTION SERVICE IN CANADA

Purchased by \_\_\_\_\_ Address \_\_\_\_\_

\_\_\_\_\_ Town \_\_\_\_\_ Province \_\_\_\_\_ Date \_\_\_\_\_ 19\_\_\_\_

Delivered to \_\_\_\_\_ Address \_\_\_\_\_  
Town \_\_\_\_\_ Province \_\_\_\_\_

Tractor Model \_\_\_\_\_

Tractor Ser. No. \_\_\_\_\_ Eng. Ser. No. \_\_\_\_\_ Inj. Pump Ser. No. \_\_\_\_\_

Allied Equipment—Make \_\_\_\_\_ Model \_\_\_\_\_ Serial No. \_\_\_\_\_

### PREDELIVERY SERVICE

Prior to delivery of the above tractor the following checks and tests were made and corrective action taken where necessary:

- |   |  |  |
|---|--|--|
| <input type="checkbox"/> Shortage or Damage in Shipment                                 | <input type="checkbox"/> PTO Operation                                       | <input type="checkbox"/> Hydraulic Valves for Correct Operation                            |
| <input type="checkbox"/> Extra Equipment and Accessories Checked Against Purchase Order | <input type="checkbox"/> Torque Cylinder Head ..... Ft. Lbs.                 | <input type="checkbox"/> Test Drive for General Operation                                  |
| <input type="checkbox"/> Engine Oil Level   | <input type="checkbox"/> Adjust Valves, Engine Hot                           | <input type="checkbox"/> Complete Lubrication of Tractor                                   |
| <input type="checkbox"/> Air Cleaner Oil Level  | <input type="checkbox"/> Adjust Fan Belt                                     | <input type="checkbox"/> Clean and Polish  |
| <input type="checkbox"/> Transmission Oil Level with or without Hyd.                    | <input type="checkbox"/> Adjust Generator Belt (Diesel)                      | <input type="checkbox"/> Check for Fuel, Coolant and Oil Leaks (After Engine is Warmed Up) |
| <input type="checkbox"/> Final Drives, Oil Level  | <input type="checkbox"/> Tighten Track Shoe Bolts and Nuts ..... 90 ft. lbs. | <input type="checkbox"/> Check for Hydraulic Oil Leaks                                     |
| <input type="checkbox"/> Cooling System Level   | <input type="checkbox"/> Engine Operation                                    | <input type="checkbox"/> Check Allied Equipment for Correct Mounting and Adjustments       |
| <input type="checkbox"/> Water Level and Gravity of Battery Checked When Installed      | <input type="checkbox"/> Check Radiator Coolant                              | <input type="checkbox"/> Check Special Attachments   |
| <input type="checkbox"/> Engine Oil Pressure  | <input type="checkbox"/> Gear Shifting, All Speeds                           | <input type="checkbox"/> Check Complete Unit for Correct Operation                         |
| <input type="checkbox"/> Cranking Motor   | <input type="checkbox"/> Reverser for Proper Operation                       | <input type="checkbox"/> Spot Check Entire Tractor Where Possible for Loose Cap Screws,    |
| <input type="checkbox"/> Generator Charging   | <input type="checkbox"/> Steering Clutch Adjustment                          |  |
| <input type="checkbox"/> Lights   | <input type="checkbox"/> Steering Brake Adjustment                           |  |
| <input type="checkbox"/> TA Clutch Linkage  | <input type="checkbox"/> Foot Brake Adjustment                               |  |
| <input type="checkbox"/> 3 pt. Linkage  | <input type="checkbox"/> Clutch Pedal Adjustment                             |  |
|   | <input type="checkbox"/> Tracks for Correct Tension and Alignment            |  |

Remarks: \_\_\_\_\_

Prepared for delivery by \_\_\_\_\_ (Signature of Dealer's Representative)

### DELIVERY SERVICE

At time of delivery the importance of the Operator's and Maintenance Manuals was explained and, with them as a guide, instruction was given as indicated by check marks:

- |   |   |  |
|---|---|--|
| <input type="checkbox"/> Precautions with New Tractor                         | <input type="checkbox"/> Adjustment to TA Linkage             | <input type="checkbox"/> Safe Hitching Practices                                       |
| <input type="checkbox"/> Lubricating of Entire Tractor                        | <input type="checkbox"/> Adjustment of Steering Clutches      | <input type="checkbox"/> Care of Cooling System  |
| <input type="checkbox"/> Fuel and Lubricant Specifications                    | <input type="checkbox"/> Adjustment of Steering Brakes        | <input type="checkbox"/> Care & Use of Hydraulic System                                |
| <input type="checkbox"/> Checking Crankcase Oil Level                         | <input type="checkbox"/> Adjustment of Foot Brake             | <input type="checkbox"/> Care of Fuel System   |
| <input type="checkbox"/> Checking Transmission Oil Level with or without Hyd. | <input type="checkbox"/> Care of Ignition System              | <input type="checkbox"/> Storing Tractor   |
| <input type="checkbox"/> Checking Final Drive Oil Levels                      | <input type="checkbox"/> Care of Generator                    | <input type="checkbox"/> Starting Tractor After Storage                                |
| <input type="checkbox"/> Care of Air Cleaner and Breathers                    | <input type="checkbox"/> Care of Battery                      | <input type="checkbox"/> Discuss Down-Hill Operation with TA                           |
| <input type="checkbox"/> Servicing Oil Filter                                 | <input type="checkbox"/> Track Care and Adjustment            | <input type="checkbox"/> Caution on Using Crawler Tractor as compared to Wheel Tractor |
| <input type="checkbox"/> Servicing Water Trap & Fuel Strainer                 | <input type="checkbox"/> Hot Weather Operation                | <input type="checkbox"/> Tightening Nuts and Bolts                                     |
| <input type="checkbox"/> Starting, Stopping & General Operation               | <input type="checkbox"/> Cold Weather Operation               | <input type="checkbox"/> Keeping Tractor Clean   |
| <input type="checkbox"/> Adjustment of Engine Clutch Pedal                    | <input type="checkbox"/> Drawbar Adjustments                  | <input type="checkbox"/> Adjustment and Operation of Allied Equipment                  |
|   | <input type="checkbox"/> 3 pt. Hitch Adjustments              |  |
|   | <input type="checkbox"/> Proper Hitching for P.T.O. Operation |  |

Remarks \_\_\_\_\_

The customer's signature below acknowledges that the tractor was delivered to him in a satisfactory condition and that he received instructions as to its proper operation and maintenance.

\*Appointment for After-Delivery Inspection Call (10 to 30 days after delivery) was made for \_\_\_\_\_ Date \_\_\_\_\_

Signed \_\_\_\_\_ Dealer \_\_\_\_\_  
Owner or Agent—Title \_\_\_\_\_ Address \_\_\_\_\_ City \_\_\_\_\_ Province \_\_\_\_\_

Date \_\_\_\_\_ By \_\_\_\_\_  
Signature of Dealer's Representative





# REPORT CANADIAN CRAWLER TRACTOR

DISTRICT OFFICE COPY  
(EXPORT—DISTRIBUTOR OR  
AFFILIATE OFFICE COPY)

## DELIVERY INSPECTION SERVICE IN CANADA

Purchased by \_\_\_\_\_ Address \_\_\_\_\_

\_\_\_\_\_ Town \_\_\_\_\_ Province \_\_\_\_\_ Date \_\_\_\_\_ 19\_\_\_\_

Delivered to \_\_\_\_\_ Address \_\_\_\_\_ Town \_\_\_\_\_ Province \_\_\_\_\_

Tractor Model \_\_\_\_\_

Tractor Ser. No. \_\_\_\_\_ Eng. Ser. No. \_\_\_\_\_ Inj. Pump Ser. No. \_\_\_\_\_

Allied Equipment—Make \_\_\_\_\_ Model \_\_\_\_\_ Serial No. \_\_\_\_\_

### PREDELIVERY SERVICE

Prior to delivery of the above tractor the following checks and tests were made and corrective action taken where necessary:

- |   |  |  |
|---|--|--|
| <input type="checkbox"/> Shortage or Damage in Shipment                                 | <input type="checkbox"/> PTO Operation                                       | <input type="checkbox"/> Hydraulic Valves for Correct Operation                            |
| <input type="checkbox"/> Extra Equipment and Accessories Checked Against Purchase Order | <input type="checkbox"/> Torque Cylinder Head ..... Ft. Lbs.                 | <input type="checkbox"/> Test Drive for General Operation                                  |
| <input type="checkbox"/> Engine Oil Level   | <input type="checkbox"/> Adjust Valves, Engine Hot                           | <input type="checkbox"/> Complete Lubrication of Tractor                                   |
| <input type="checkbox"/> Air Cleaner Oil Level  | <input type="checkbox"/> Adjust Fan Belt                                     | <input type="checkbox"/> Clean and Polish  |
| <input type="checkbox"/> Transmission Oil Level with or without Hyd.                    | <input type="checkbox"/> Adjust Generator Belt (Diesel)                      | <input type="checkbox"/> Check for Fuel, Coolant and Oil Leaks (After Engine is Warmed Up) |
| <input type="checkbox"/> Final Drives, Oil Level  | <input type="checkbox"/> Tighten Track Shoe Bolts and Nuts ..... 90 ft. lbs. | <input type="checkbox"/> Check for Hydraulic Oil Leaks                                     |
| <input type="checkbox"/> Cooling System Level   | <input type="checkbox"/> Engine Operation                                    | <input type="checkbox"/> Check Allied Equipment for Correct Mounting and Adjustments       |
| <input type="checkbox"/> Water Level and Gravity of Battery Checked When Installed      | <input type="checkbox"/> Check Radiator Coolant                              | <input type="checkbox"/> Check Special Attachments   |
| <input type="checkbox"/> Engine Oil Pressure  | <input type="checkbox"/> Gear Shifting, All Speeds                           | <input type="checkbox"/> Check Complete Unit for Correct Operation                         |
| <input type="checkbox"/> Cranking Motor   | <input type="checkbox"/> Reverser for Proper Operation                       | <input type="checkbox"/> Spot Check Entire Tractor Where Possible for Loose Cap Screws,    |
| <input type="checkbox"/> Generator Charging   | <input type="checkbox"/> Steering Clutch Adjustment                          |  |
| <input type="checkbox"/> Lights   | <input type="checkbox"/> Steering Brake Adjustment                           |  |
| <input type="checkbox"/> TA Clutch Linkage  | <input type="checkbox"/> Foot Brake Adjustment                               |  |
| <input type="checkbox"/> 3 pt. Linkage  | <input type="checkbox"/> Clutch Pedal Adjustment                             |  |
|   | <input type="checkbox"/> Tracks for Correct Tension and Alignment            |  |

Remarks: \_\_\_\_\_

Prepared for delivery by \_\_\_\_\_ (Signature of Dealer's Representative)

### DELIVERY SERVICE

At time of delivery the importance of the Operator's and Maintenance Manuals was explained and, with them as a guide, instruction was given as indicated by check marks:

- |   |   |  |
|---|---|--|
| <input type="checkbox"/> Precautions with New Tractor                         | <input type="checkbox"/> Adjustment to TA Linkage             | <input type="checkbox"/> Safe Hitching Practices                                       |
| <input type="checkbox"/> Lubricating of Entire Tractor                        | <input type="checkbox"/> Adjustment of Steering Clutches      | <input type="checkbox"/> Care of Cooling System  |
| <input type="checkbox"/> Fuel and Lubricant Specifications                    | <input type="checkbox"/> Adjustment of Steering Brakes        | <input type="checkbox"/> Care & Use of Hydraulic System                                |
| <input type="checkbox"/> Checking Crankcase Oil Level                         | <input type="checkbox"/> Adjustment of Foot Brake             | <input type="checkbox"/> Care of Fuel System   |
| <input type="checkbox"/> Checking Transmission Oil Level with or without Hyd. | <input type="checkbox"/> Care of Ignition System              | <input type="checkbox"/> Storing Tractor   |
| <input type="checkbox"/> Checking Final Drive Oil Levels                      | <input type="checkbox"/> Care of Generator                    | <input type="checkbox"/> Starting Tractor After Storage                                |
| <input type="checkbox"/> Care of Air Cleaner and Breathers                    | <input type="checkbox"/> Care of Battery                      | <input type="checkbox"/> Discuss Down-Hill Operation with TA                           |
| <input type="checkbox"/> Servicing Oil Filter                                 | <input type="checkbox"/> Track Care and Adjustment            | <input type="checkbox"/> Caution on Using Crawler Tractor as compared to Wheel Tractor |
| <input type="checkbox"/> Servicing Water Trap & Fuel Strainer                 | <input type="checkbox"/> Hot Weather Operation                | <input type="checkbox"/> Tightening Nuts and Bolts                                     |
| <input type="checkbox"/> Starting, Stopping & General Operation               | <input type="checkbox"/> Cold Weather Operation               | <input type="checkbox"/> Keeping Tractor Clean   |
| <input type="checkbox"/> Adjustment of Engine Clutch Pedal                    | <input type="checkbox"/> Drawbar Adjustments                  | <input type="checkbox"/> Adjustment and Operation of Allied Equipment                  |
|   | <input type="checkbox"/> 3 pt. Hitch Adjustments              |  |
|   | <input type="checkbox"/> Proper Hitching for P.T.O. Operation |  |

Remarks \_\_\_\_\_

The customer's signature below acknowledges that the tractor was delivered to him in a satisfactory condition and that he received instructions as to its proper operation and maintenance.

\*Appointment for After-Delivery Inspection Call (10 to 30 days after delivery) was made for \_\_\_\_\_ Date \_\_\_\_\_

Signed \_\_\_\_\_ Owner or Agent—Title \_\_\_\_\_ Dealer \_\_\_\_\_ Address \_\_\_\_\_ City \_\_\_\_\_ Province \_\_\_\_\_

Date \_\_\_\_\_ By \_\_\_\_\_ Signature of Dealer's Representative \_\_\_\_\_

**Buy Now**



Our support email:

[ebooklibonline@outlook.com](mailto:ebooklibonline@outlook.com)