

Supplement to
Operator's Manual FEB 21 1956
(1 004 441 R1)



INSTALLING INSTRUCTIONS

Electrall® Attachment

(364 544 R91 — 37.5 Ampere Generator)

for

McCORMICK®

Farmall® Super M-TA Series

and


**Super W6-TA Series
Tractors**

This supplement contains installing instructions for the
Electrall Attachment on the above tractors.

INTERNATIONAL HARVESTER COMPANY

180 North Michigan Ave.

Chicago 1, Illinois, U. S. A.



Electrall Attachment on a Super M-TA Tractor operating
a No 55 Hay Baler with an Electrall Motor Drive Attachment

ORDERING NUMBER

364 544 R91 - For Farmall Super M-TA and Super W6-TA Series Tractors with
Torque Amplifier or I P T O Drive Attachment

When this attachment is to be applied on Super M-TA Diesel Powered and
Super W6-TA Diesel Powered Tractors without Farmall Lift-All and/or Re-
mote Control, the following additional parts must be ordered

Part No	No Req'd	Description
24 847 HX	1	Fuel strainer elbow with nut
362 494 R91	1	Fuel strainer assembly
362 495 R11	1	Fuel strainer to carburetor pipe, assembly

NOTE When this attachment is to be applied on Super M-TA or Super W6-
TA Series Tractors with Farmall Lift-All and/or Remote Control, it will
first be necessary to relocate or replace some of the Lift-All and/or Remote
Control parts to prevent interference with the installation of the attachment
or the operation of the Lift-All or Remote Control. The following additional
parts must be ordered

When this attachment is to be applied on Super M-TA Series Tractors with
Farmall Lift-All, the following parts must be ordered

Super M-TA and Super M-TA Hi-Clear	Super M-TA Diesel and Super M-TA Diesel Hi-Clear	No Req'd	Description
---	361 156 R91	1	3/4-inch I D x 56-inch long hydraulic pump pressure hose
144 137	144 137	1	3/4-inch, 45-degree pipe elbow
219 659	219 659	1	3/4 x 3-inch pipe nipple
---	24 847 HX	1	Fuel strainer elbow with nut
---	362 494 R91	1	Fuel strainer assembly
---	362 495 R11	1	Fuel strainer to carburetor pipe, assembly

When this attachment is to be applied on Super M-TA Series Tractors with Farmall Lift-All and Remote Control, the following parts must be ordered.

Super M-TA and Super M-TA Hi-Clear	Super M-TA Diesel and Super M-TA Diesel Hi-Clear	No. Req'd.	Description
355 496 R92	355 496 R92	1	1/2-inch I. D. x 19-inch long valve to reservoir hose.
355 543 R91	355 543 R91	2	1/2-inch I. D. x 37-1/2-inch long control valve hose.
355 561 R91	---	1	3/4-inch I. D. x 54-inch long hydraulic pump pressure hose.
358 465 R2	358 465 R2	1	Hydraulic pump pressure hose support.
---	359 456 R91	1	1-inch I. D. x 58-inch long hydraulic pump suction hose.
---	361 156 R91	1	3/4-inch I. D. x 56-inch long hydraulic pump pressure hose.
359 455 R91	---	1	1-inch I. D. x 56-inch long hydraulic pump suction hose.
127 878	127 878	1	1 x 1-1/2-inch pipe nipple.
127 961	127 961	2	1/2-inch, 90-degree street elbow.
127 963	127 963	2	1/2-inch, 90-degree pipe elbow.
144 087	144 087	1	1-inch pipe tee.
144 122	144 122	1	1-inch, 45-degree street elbow.
192 079	192 079	2	1/2 x 3-1/2-inch pipe nipple.
192 082	192 082	1	3/4 x 1-1/2-inch pipe nipple.
218 247	218 247	1	3/4 x 3/4 x 1/2-inch pipe tee.
---	24 847 HX	1	Fuel strainer elbow with nut.
---	362 494 R91	1	Fuel strainer assembly.
---	362 495 R11	1	Fuel strainer to carburetor pipe, assembly.

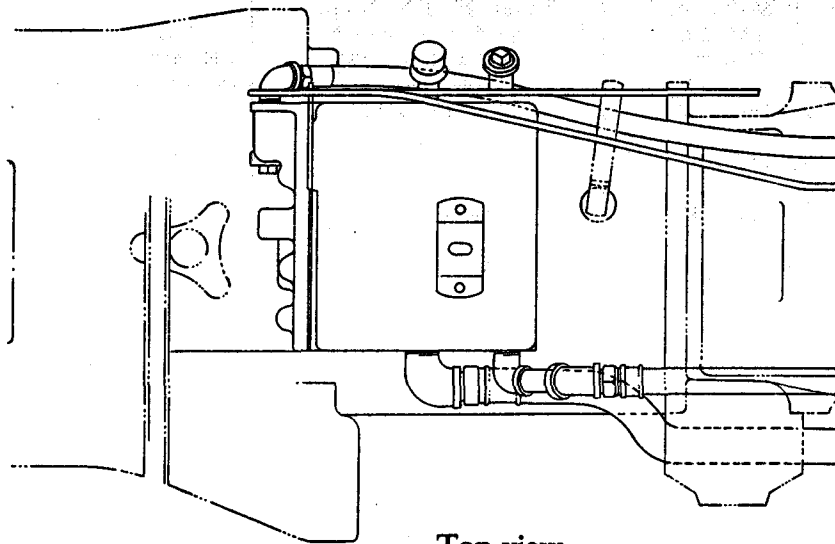
When this attachment is to be applied on Super W6-TA series Tractors with Remote Control, the following parts must be ordered.

Super W6-TA	Super W6-TA Diesel	No. Req'd.	Description
---	361 156 R91	1	3/4-inch I. D. x 56-inch long hydraulic pump pressure hose.
144 121	144 121	1	3/4-inch, 45-degree street elbow.
144 137	144 137	1	3/4-inch, 45-degree street elbow.
219 662	219 662	1	3/4 x 5-inch pipe nipple.
---	24 847 HX	1	Fuel strainer elbow with nut.
---	362 494 R91	1	Fuel strainer assembly.
---	362 495 R11	1	Fuel strainer to carburetor pipe, assembly.

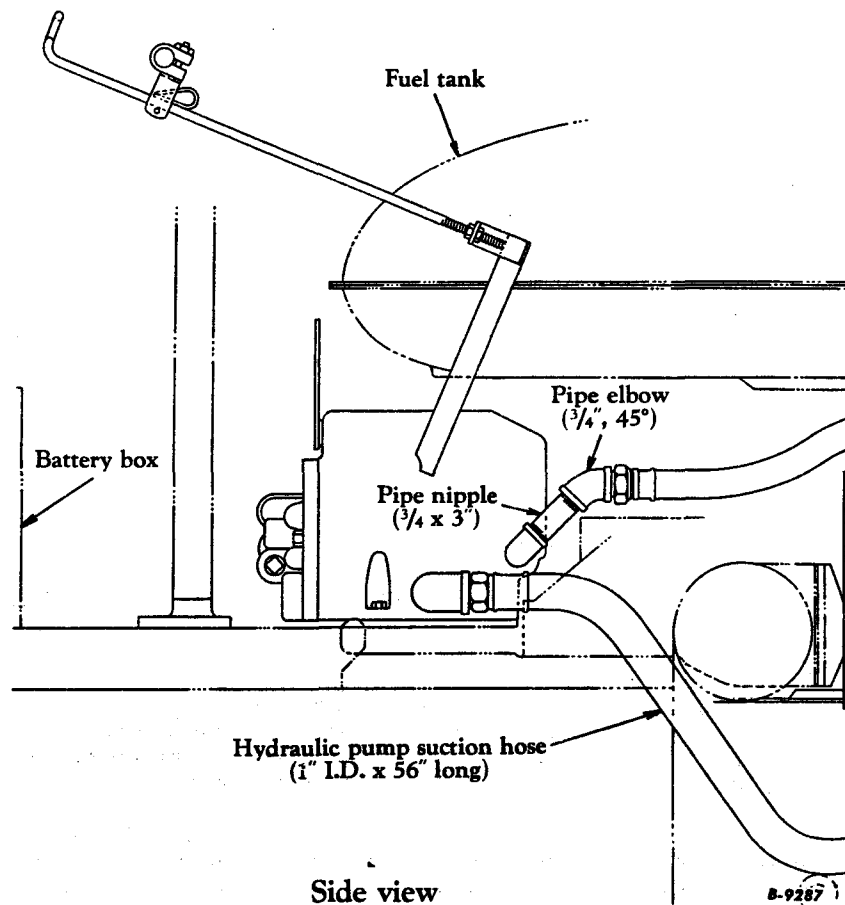
NOTE: The illustrations in this supplement begin with *Illust. 20*. *Illusts. 1 to 19* inclusive appear in the Electrall Attachment Operator's Manual for Farmall 400 and International W-400 Series Tractors. Whenever reference is made to *Illusts. 1 to 19*, refer to that manual.

All illustrations and descriptive matter in this publication apply to International Harvester products sold under the McCormick, McCormick-International, McCormick-Deering, or McCormick-Deering International trade name.

It is the policy of International Harvester Company to improve its products whenever it is possible and practical to do so. We reserve the right to make changes or add improvements at any time without incurring any obligation to make such changes on products sold previously.



Top view



Side view

B-9287

Buy Now



Our support email:

ebooklibonline@outlook.com