

Installing Instructions

**Starting and Lighting
System**

(With Voltage Regulation)

(358 214 R94)

for


**McCormick
Farmall Cub
and
International Cub
Lo-Boy
Tractors**

Operators Manual

1014059R1

Reprinted




CASE III

	<p><i>THIS SAFETY ALERT SYMBOL INDICATES IMPORTANT SAFETY MESSAGES IN THIS MANUAL. WHEN YOU SEE THIS SYMBOL, CAREFULLY READ THE MESSAGE THAT FOLLOWS AND BE ALERT TO THE POSSIBILITY OF PERSONAL INJURY OR DEATH.</i></p> <p>M171B</p>
---	--

If Safety Decals on this machine use the words **Danger, Warning or Caution**, which are defined as follows:

- **DANGER:** Indicates an immediate hazardous situation which if not avoided, will result in death or serious injury. The color associated with Danger is RED.
- **WARNING:** Indicates an potentially hazardous situation which if not avoided, will result in serious injury. The color associated with Warning is ORANGE.
- **CAUTION:** Indicates an potentially hazardous situation which if not avoided, may result in minor or moderate injury. It may also be used to alert against unsafe practices. The color associated with Caution is YELLOW.

If Safety Decals on this machine are ISO two panel Pictorial, decals are defined as follows:

- The first panel indicates the nature of the hazard.
- The second panel indicates the appropriate avoidance of the hazard.
- Background color is YELLOW.
- Prohibition symbols such as   and  if used, are RED.



WARNING

IMPROPER OPERATION OF THIS MACHINE CAN CAUSE INJURY OR DEATH. BEFORE USING THIS MACHINE, MAKE CERTAIN THAT EVERY OPERATOR:

- Is instructed in safe and proper use of the machine.
- Reads and understands the Manual(s) pertaining to the machine.
- Reads and understands ALL Safety Decals on the machine.
- Clears the area of other persons.
- Learns and practices safe use of machine controls in a safe, clear area before operating this machine on a job site.

It is your responsibility to observe pertinent laws and regulations and follow Case Corporation instructions on machine operation and maintenance.

Operator's Manual

INSTALLING INSTRUCTIONS



Starting and Lighting System

(With Voltage Regulation)

(358 214 R94)

for

**McCORMICK[®]
Farmall Cub[®]**

and

**International Cub[®]
Lo-Boy[®]
Tractors**

INTERNATIONAL HARVESTER COMPANY

180 North Michigan Ave.

Chicago 1, Illinois, U.S.A.

Buy Now



Our support email:

ebooklibonline@outlook.com