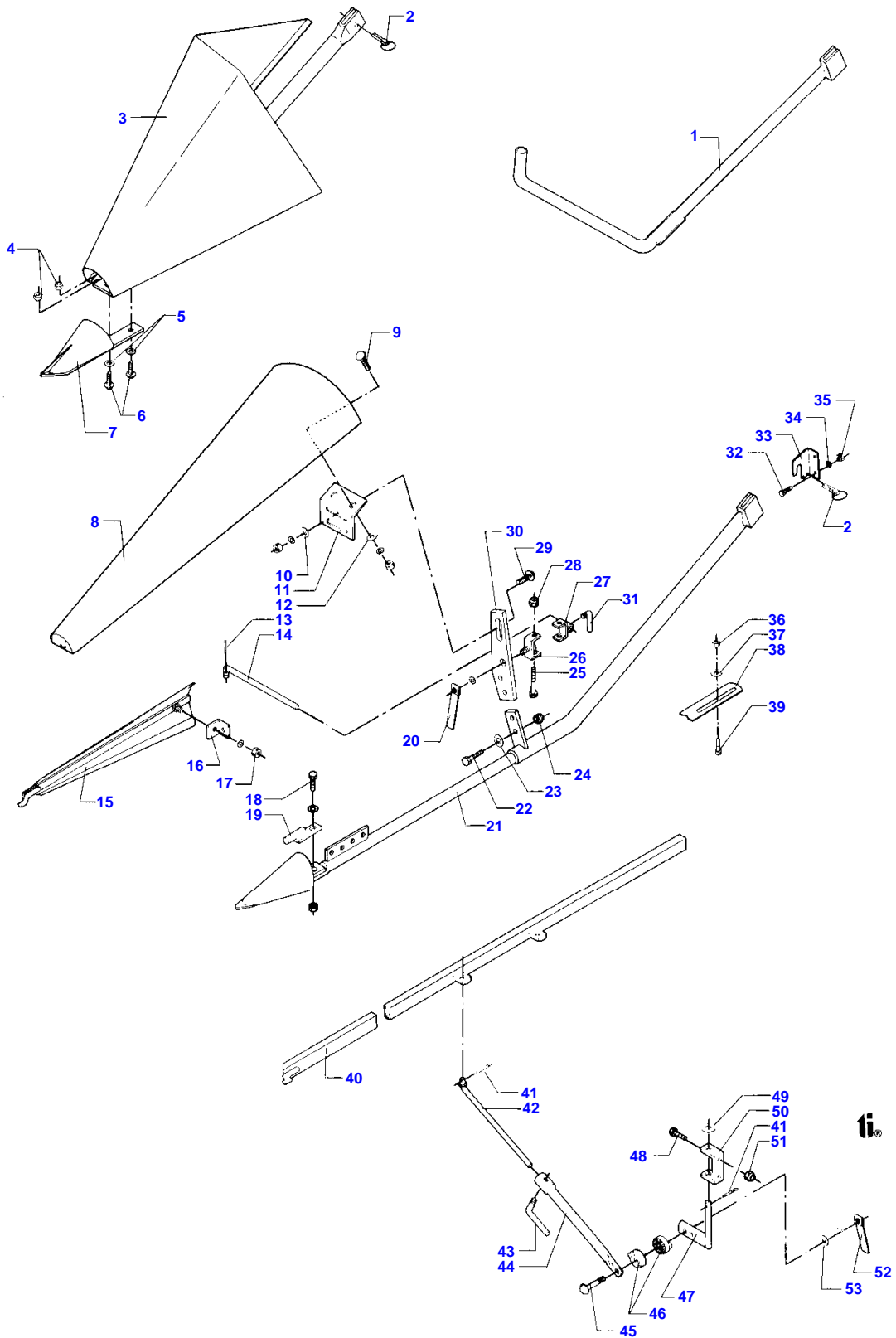


Page Title	Page Number
STRAW DIVIDER - FREEFLO	1-1
KNIVES AND FINGERS - FREEFLO	1-2
KNIFE CRANK AND BELLE CRANK - FREEFLO	1-3
FEEDER AUGER - FREEFLO	1-4
COUNTER SHAFT - FREEFLO	1-5
GUARDING AND REDUCING EQUIPMENT - FREEFLO	1-6
WEARING PLATES AND STONE STOP - FREEFLO	1-7
TABLE TRAILER - FREEFLO	1-8
LIGHTENING BRACKET - FREEFLO	1-9
REVERSE DRIVE OF CUTTING TABLE - FREEFLO	1-10
SIDE KNIFE	1-11
STRAW DIVIDER - POWER FLOW	1-12
KNIVES AND FINGERS - POWERFLOW	1-13
KNIFE CRANK AND BELLE CRANK - POWER FLOW	1-14
FEEDER DRUM - POWER FLOW	1-15
COUNTER SHAFT - POWER FLOW	1-16
GUARDING AND REDUCING EQUIPMENT - POWER FLOW	1-17
POWER FLOW BAND 1	1-18
POWER FLOW BAND 2	1-19
TABLE HOUSING WITH GUARDING - POWER FLOW	1-20
WEARING PLATES, SUSPENSION - POWER FLOW	1-21
TABLE TRAILER - POWER FLOW	1-22
LIGHTENING BRACKET - POWER FLOW	1-23
REVERSE DRIVE OF CUTTING TABLE - POWER FLOW	1-24
REEL - 14' - FREEFLO	2-1A
REEL - 16'-18' - FREEFLO	2-1B
REEL SUSPENSION AND ECCENTRIC - FREEFLO	2-2
REEL SUSPENSION AND HYDRAULIC CYLINDERS - FREEFLO	2-3
REEL SUSPENSION AND HYDRAULIC MOTOR - FREEFLO	2-4
REEL - 14' - POWER FLOW	2-5A
REEL - 16'-18' - POWER FLOW	2-5B
REEL SUSPENSION AND ECCENTRIC - POWER FLOW	2-6
REEL SUSPENSION AND HYDRAULIC CYLINDERS - POWER FLOW	2-7
REEL SUSPENSION AND HYDRAULIC MOTOR - POWER FLOW	2-8
FEEDER SHAFT, LOWER	3-1
FEEDER SHAFT, UPPER WITH SUSPENSION	3-2
FEEDER CHAIN - PROTECTIVE PLATES	3-3
TABLE CLUTCH	3-4
HYDRAULIC CYLINDER	3-5
GUARDING	3-6
CONCAVE	4-1
CONCAVE SETTING	4-2
THRESHING DRUM	4-3
DRUM COVER AND STONE TRAP	4-4
STRIPPER BEATER	4-5
CHECK FLAPS	4-6
STRAW SHAKER AND CRANKS	5-1
FAN HOUSING WITH MANTLE AND ROTARY AIR INTAKE	6-1A
FAN HOUSING WITH GUARDING	6-1B
MAIN FAN BLADE AND BOTTOM AUGER	6-2
MAIN FAN VARIATOR	6-3
CONVEYOR PAN WITH SUSPENSION	6-4
ECCENTRIC DRIVE 1	6-5
ECCENTRIC DRIVE 2	6-6
LOWER SHAKER SHOE WITH SIEVES	6-7
LOWER SHAKER SHOE WITH SUSPENSION	6-8
UPPER SHAKER SHOE WITH SIEVES	6-9
UPPER SHAKER SHOE WITH SUSPENSION	6-10
FILLING ELEVATOR	7-1
FILLER PIPE	7-2
RETURN ELEVATOR	7-3
RETURNS THRESHER	7-4
DISCHARGE AUGER, FIXED PART	9-1
DISCHARGE AUGER, SWIVEL PART	9-2
DISCHARGE AUGER PIPE	9-3
TRANSMISSION - UNLOADING AUGER	9-4

TABLE OF CONTENT

GUARD, GRAIN TANK TOP	9-5
GUARD, GRAIN TANK	9-6
SUCTION CHANNEL AND HYDRAULIC COOLER	10-1
RADIATOR HOSES AND CABLES	10-2
AIR CLEANER	10-3
STRAINER	10-4
ENGINE BRACKET AND SILINCR	10-5
PROP. PUMP - HYDR. PUMP	10-6
POWER TAKE OFF	10-7
FAN HOUSING	10-8
FUEL TANK	10-9
COUNTER SHAFT	11-1
CYLINDER TRANSMISSION	11-2
BELT MOUNTING	11-3
DRIVING WHEELS AND SIDE PINIONS, RIGHT AND LEFT	12-1
FRONT AXLE WITH GEARBOX AND SHAFTS	12-2
REAR AXLE	12-3
STEERING WHEEL	12-4
GEAR BOX	12-5
GEAR BOX	12-6
SIDE PINIONS	12-7
DRIVER CABIN	13-1
CAB ROOF WITH SIDE MEMBERS	13-2
BRAKE PEDALS AND GEARSHIFT	13-3
INSTRUMENT PANEL, CONTROL BOX	13-4
OPERATOR SEAT, STEERING ARRANGEMENT	13-5
WINDOW PANES	13-6
FRONT PANEL, SIDE MEMBERS, DANIAVISION	13-7
CAB ROOF WITH AIR-CONDITION	13-8
PLATFORM	13-9
HYDRAULICS IN ENGINE COMPARTMENT	14-1
AUXILIARY HYDRAULICS RIGHT	14-2
AUXILIARY HYDRAULICS LEFT	14-3
HYDRAULICS FRONT AXLE	14-4A
HYDRAULIC TABLE - FREEFLO	14-5A
HYDRAULIC TABLE - POWER FLOW	14-5B
PROPULSION HYDRAULIC	14-6
STEERING/UNLOADING/TABLE CYLINDERS	14-7
HYDRAULIC CHART, REVERSE DRIVE	14-8
LOWER GUARDING 1	15-1
LOWER GUARDING 2	15-2
STRAW NOSE	15-3
STRAW NOSE - LOWER GUARDING AND WIND GUARDING	15-4
UPPER GUARDING - ENGINE	15-5
TOOLS - PAINT	16-1
WIRING	16-2
ELECTRICAL PARTS	16-3
PLUG	16-4
CABLE EYE - SHORT-CIRCUIT PLUG	16-5
WIRING FOR REVERSE DRIVE	16-6
WIRING - TABLE TRAILER	16-7
STRAW CHOPPER	17-1
DISTRIBUTOR BOX	17-2
DISTRIBUTOR BOX	17-2A
COUNTER DRIVE FOR STRAW CHOPPER	17-3
ADJUSTMENT F. STRAW CHOPPER	17-4



MASSEY FERGUSON

MF 34 COMBINE, -> 47714 - 1637215B

1637215B

STRAW DIVIDER - FREEFLO

1-1

Item	Part Number	Qty	Description	Comments
				FREEFLO
1	D28230460	2	Divider	B
	D38230460	2	Divider	DR
2	D41447300	2	Split Ring	
3	D28251801	1	Point	(F1) B
3	D28251802	1	Point	POS. 2-7 (F0) B
3	D38251801	1	Divider	POS. 2-7 (F1) DR
3	D38251802	1	Divider	POS. 2-7 (F0) DR
4	D41087600	4	Locknut	POS. 2-7
5	D20400471	4	Washer	
6	D40066800	4	Screw Metric	
7	D28260226	2	Point	B
	D38260226	1	Snout	DR
	D28230463	1	Divider	Right Hand (F0) B
	D28230464	1	Divider	POS. 8-31 Left Hand (F1) B
	D28251622	1	Divider	POS. 8-31 Right Hand (F0) DR
	D28251623	1	Divider	P. 8-31 Left Hand (F1) DR
8	D28211126	1	Divider	P. 8-31
	D38211126	1	Divider	B DR
9	D40063700	2	Screw	
10	D20400471	2	Washer	
11	D28230447	1	Plate	
12	D20400409	2	Washer	
13	D41408700	1	SPLIT PIN	
14	D28230462	1	Rod	
15	D28230457	1	Wing	B
	D38230457	1	Wing	DR
16	D27200313	1	Angle	
17	D41010800	1	Nut Metric	
18	D40407900	1	Screw Metric	
19	D27200640	1	Stop	
20	D27300323	1	Locknut	
21	D28230517	1	Support	B
	D38230517	1	Support	DR
22	D40405000	2	Screw Metric	
23	D20400409	2	Washer	
24	D41013500	2	Nut	
	D28230467	1	Mounting	POS. 25-28
25	D40424400	1	HEXAGON SCREW	
26	D28230468	1	Mounting	
27	D28230471	1	Mounting	
28	D41087500	1	Locknut	
29	D40066700	2	Screw	
30	D28250549	1	Plate	
31	D27200300	1	Pin	
32	D40407700	4	Screw	
33	D28230465	1	Support	Right Hand
	D28230466	1	Support	Left Hand
34	D20400471	4	Washer	
35	D41087600	4	Locknut	

MASSEY FERGUSON

MF 34 COMBINE, -> 47714 - 1637215B

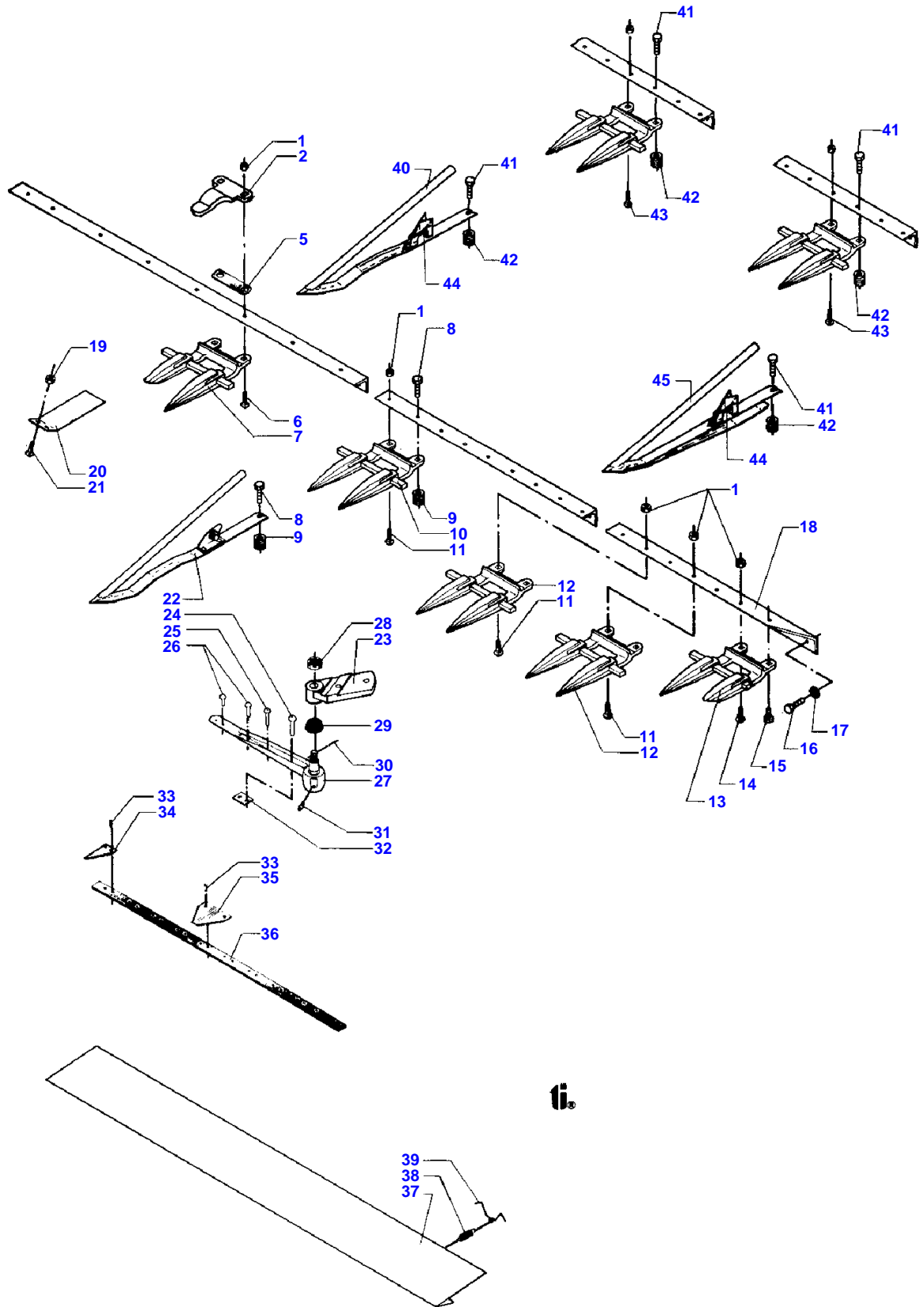
1637215B

STRAW DIVIDER - FREEFLO

1-1

Item	Part Number	Qty	Description	Comments
36	D41087700	2	Locknut	
37	D20400426	2	Washer	
38	D28230453	2	Plate	
39	D40070200	2	Screw Metric	
	D28230487	2	Wing	POS. 40-53
40	D28230480	1	Wing	
42	D28230482	1	Support	
43	D27200364	1	Handle	
44	D28230486	1	Pipe	
45	D40021300	1	Screw	
46	D28230488	2	Clutch	
47	D28230473	1	Support	
48	D40407700	2	Screw	
49	D20400518	1	Spacer	
50	D28230472	1	Bracket	
51	D41087600	2	Locknut	
52	D27300323	1	Locknut	
53	D20400426	1	Washer	

(F0)
Right Hand
(F1)
Left Hand



MASSEY FERGUSON

MF 34 COMBINE, -> 47714 - 1637215B

1637215B

KNIVES AND FINGERS - FREEFLO

1-2

Item	Part Number	Qty	Description	Comments
1	D41010800		Nut Metric	
2	D25200899	14	Clip	14'-4,34M
	D25200899	16	Clip	16'-4,95M
	D25200899	18	Clip	18'-5,56M
5	D28230292		Shim	
6	D40551600		Bolt	
7	D28260531	1	Finger	
8	D40425800		Screw	
9	D28230833		Nut	
10	D44102900	25	Finger	14'-4,34M
	D44102900	29	Finger	16'-4,95M
	D44102900	33	Finger	18'-5,56M
11	D40551600		Bolt	
12	D44103300	2	Finger	
13	D44104400	1	Finger	
14	D40551500		Bolt	
15	D40407600	1	Screw	
16	D40407800		HEXAGON SCREW	
17	D20400471		Washer	
18	D28230009	1	Bar	B 18'
18	D28230010	1	Bar	B 16'
18	D28230011	1	Bar	B 14'
18	D38230009	1	Bar	DR 18'
18	D38230010	1	Bar	DR 16'
18	D38230011	1	Bar	DR 14'
19	D41013500	2	Nut	
20	D28230829	1	Guard	B
	D38230829	1	Fence	DR
21	D40063700	2	Screw	
22	D49040000	14	Ear Lifter	14'-4,34M
	D49040000	16	Ear Lifter	16'-4,95M
	D49040000	18	Ear Lifter	18'-5,56M
23	D28230227	2	Lever	
	D28230034	2	Blade	POS. 24-36 14'
	D28230037	2	Knife	POS. 24-36 16'
	D28230040	2	Knife	POS. 24-36 18'
24	D41378300	3	Rivet	
25	D41377800	2	Rivet	
26	D41378200	4	Rivet	
27	D44120000	1	Knife Head	POS. 28-29
28	D41048700	1	Castle Nut	
29	D44120200	1	Cap	
30	D41406000	1	SPLIT PIN	
31	D43004900	1	Foam	
32	D28230120	1	Spacer	
33	D41377500		Rivet	
34	D44103400	1	Blade	
35	D44100000		Section	Top
36	D28230006	2	Knife Back	18'-5,56M
	D28230007	2	Knife Back	16'-4,95M
	D28230008	2	Knife Back	14'-4,34M
37	D28230842	1	Guard	(T7) POS. 38-39
37	D28230843	1	Guard	(T7) POS. 38-39
37	D28230844	1	Guard	(S4) POS. 38-39
37	D28230845	1	Guard	(S4) POS. 38-39
37	D28230842	2	Guard	(T8) POS. 38-39

MASSEY FERGUSON

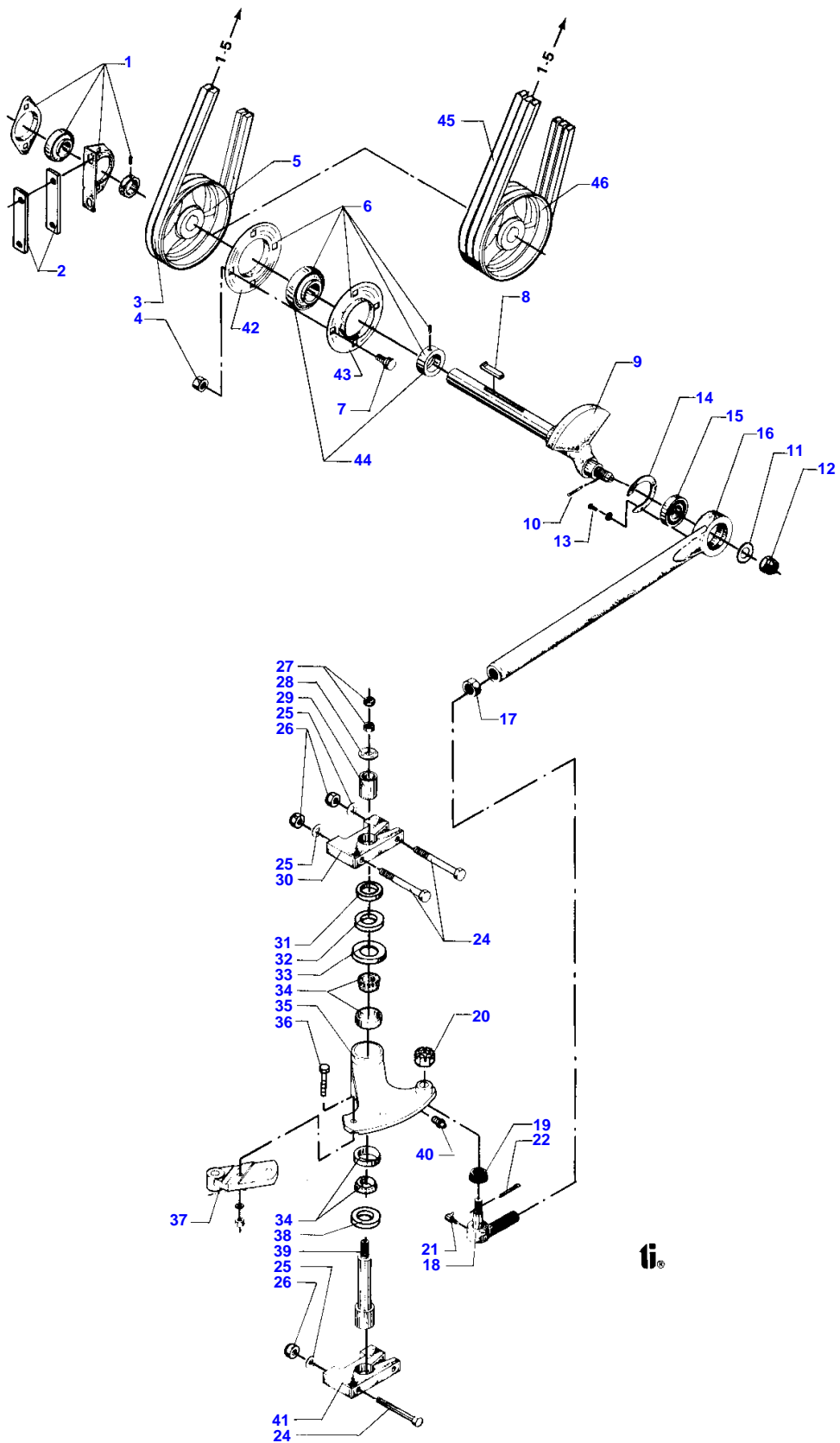
MF 34 COMBINE, -> 47714 - 1637215B

1637215B

KNIVES AND FINGERS - FREEFLO

1-2

Item	Part Number	Qty	Description	Comments
38	D26500317	2	Spring	
39	D28230841	2	Spring	
40	D49040200	14	Ear Lifter	(3) 14' 4,36M
40	D49040200	16	Ear Lifter	(3) 16' 4,95M
40	D49040200	18	Ear Lifter	(3) 18' 5,56M
41	D40426100		Screw	TYPE 2+3
42	D49040500		Roller	TYPE 2+3
43	D41013600		Nut	
44	D49040400		Spring	TYPE 2+3
45	D49040300	14	Ear Lifter	(3) 14' 4,36M
45	D49040300	16	Ear Lifter	(3) 16' 4,95M
45	D49040300	18	Ear Lifter	(3) 18' 5,56M (S4) 16' (T7) 14' (T8) 18' (3) OPTIONAL EQUIPMENT



MASSEY FERGUSON

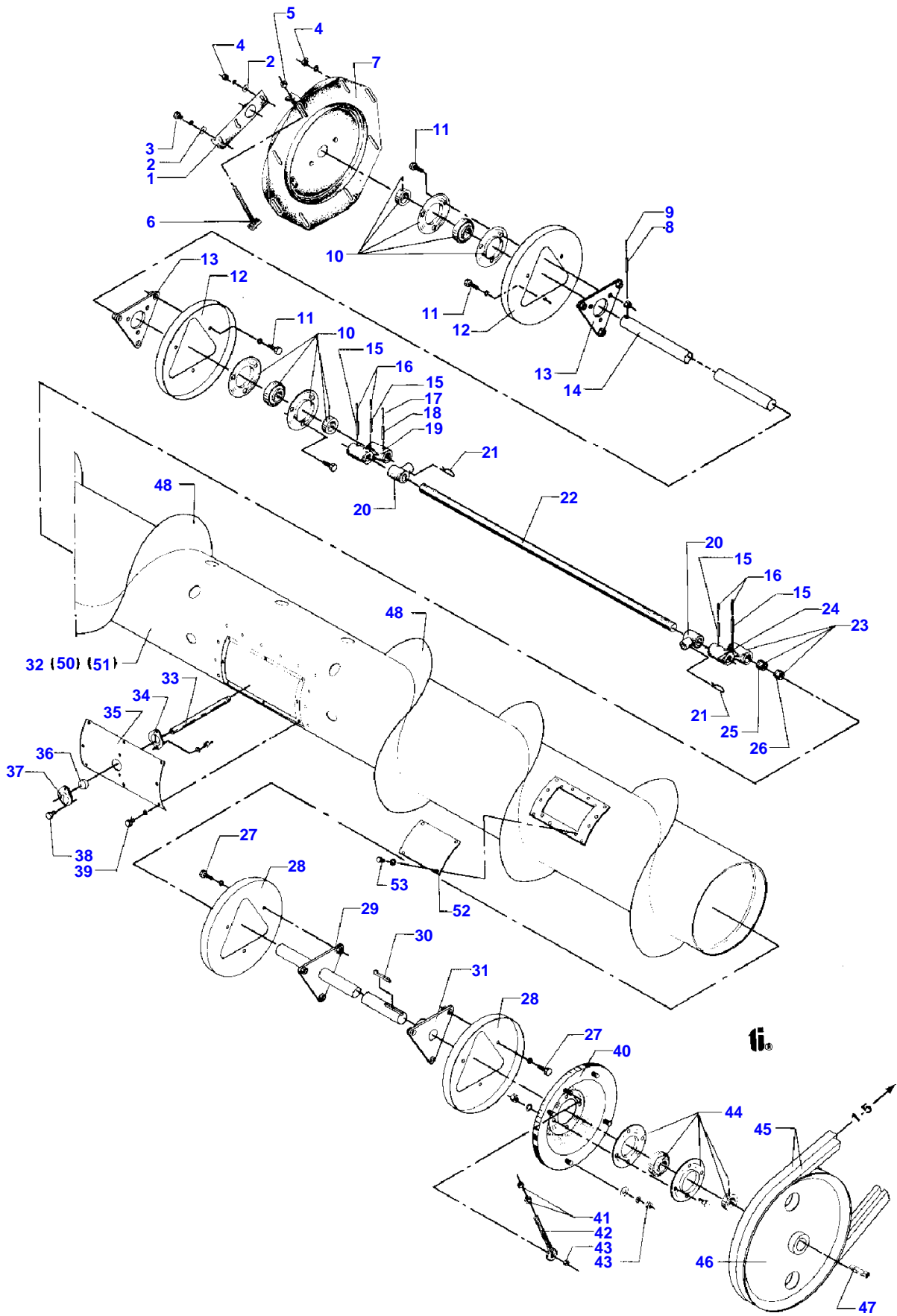
MF 34 COMBINE, -> 47714 - 1637215B

1637215B

KNIFE CRANK AND BELLE CRANK - FREEFLO

1-3

Item	Part Number	Qty	Description	Comments
				FREEFLO
1	D41707300	1	Bearing	
2	D28211109	2	Shim	
3	D41964300	2	V Belt	(V7)
4	D41087700	4	Locknut	
5	D28250704	1	Pulley	(V7)
6	D41707900	1	Flange	(V7)
7	D40410800	4	HEXAGON SCREW	
8	D43155200	1	Gib Key	
9	D28240124	1	Crankshaft	(T8)
	D28250169	1	Arm	(V7)
10	D41409100	1	SPLIT PIN	
11	D20400448	1	Washer	
12	D41049100	1	Castle Nut	
	D28230249	1	Pitman	POS. 13-21
13	D40402200	3	Screw Metric	
14	D28220084	1	Lock Washer	
15	D41706100	1	Bearing Ball	
16	D28230247	1	Conrod	
17	D28220093	1	Locknut	
18	D44120100	1	Toggle	POS. 19-20
19	D44120200	1	Cap	
20	D41048700	1	Castle Nut	
21	D43005100	1	Greaser	
22	D41409000	1	Pin	
24	D40429800	4	HEXAGON SCREW	
25	D20400426	1	Washer	
26	D41087700	4	Locknut	
	D28230231	1	Bellcrank	POS. 27-40
27	D41012300	2	Nut	
28	D28220087	1	Washer	
29	D28250691	1	Bush	
30	D28210913	1	Clamp	
31	D28250690	1	Spacer	
32	D45409100	1	Seal	
33	D28250692	1	Ring	
34	D41667400	2	Bearing Roller	
35	D28230224	1	Crank	
36	D40428300	2	HEXAGON SCREW	
37	D28230227	1	Lever	
38	D45409000	1	Seal	
39	D28220086	1	Shaft	M16
40	D43001500	1	Greaser	
41	D28210913	1	Clamp	
42	D41714700	1	Flange	(T8)
43	D41705600	1	Flange	(T8)
44	D41663700	1	Bearing	(T8)
45	D41963900	3	Belt	(T8)
46	D28250705	1	Pulley	(T8)
				18'
				(V7)
				14' - 16'



MASSEY FERGUSON

MF 34 COMBINE, -> 47714 - 1637215B

1637215B

FEEDER AUGER - FREEFLO

1-4

Item	Part Number	Qty	Description	Comments
				FREEFLO
1	D28250111	1	Bracket	
2	D20400409		Washer	
3	D40404700	1	Screw Metric	
4	D41013500	2	Nut	
5	D41010800	1	Nut Metric	
6	D28211023	1	Bolt	
7	D28251319	1	Plate	Right Hand B
7	D38251319	1	Plate	Right Hand DR
8	D42625300	1	Pin	
9	D42616400	1	Pin	
	D28250381	1	Shaft	14' POS. 10-26
	D28250382	1	Shaft	16' POS. 10-26
	D28250930	1	Shaft	18' POS. 10-26
10	D41707800	2	Flange	
11	D40407700	12	Screw	
12	D28251405	2	Plate	
13	D28250107	2	Plate	
14	D28250109	1	Shaft	14'
	D28250251	1	Crankshaft	16'
	D28250252	1	Crankshaft	18'
15	D42616200	4	Pin	
16	D42609900	4	Pin	
17	D42616400	1	Pin	
18	D42625300	1	Pin	
19	D28250385	1	Arm	Right Hand
20	D28250585	15	Support	
21	D28281236	15	Hair Pin	
22	D28200547	1	Shaft	
23	D28230051	1	Arm	(T9) POS. 23-26
23	D28250384	1	Arm	(T7) POS. 23-26
24	D28230050	1	Arm	Left Hand (T9)
24	D28250096	1	Arm	Left Hand (T7)
25	D43338100	1	Bearing	(T7)
	D43338700	1	Bush	(T9)
26	D43338300	1	Bush	(T7)
	D43338900	1	Bush	(T9)
27	D40407600	6	Screw	
28	D28251405	2	Plate	
29	D28250101	1	Drive Shaft	14' POS. 30-31
29	D28250247	1	Drive Shaft	16' POS. 30-31
29	D28250248	1	Drive Shaft	14' POS. 30-31
30	D43154300	1	Gib Key	
31	D28250535	1	Flange	(T7)
	D28250536	1	Flange	16'-18'
32	D28251363	1	Auger	(T7) B P.10-31
32	D28251365	1	Auger	(S4) B P.10-31
32	D28251367	1	Auger	(T8) B P.10-31
32	D38251363	1	Auger	(T7) DR P.10-31
32	D38251365	1	Table Auger	(S4)

MASSEY FERGUSON

MF 34 COMBINE, -> 47714 - 1637215B

1637215B

FEEDER AUGER - FREEFLO

1-4

Item	Part Number	Qty	Description	Comments
32	D38251367	1	Table Auger	DR P.10-31 (T8) DR P.10-31
33	D28250566	15	Finger	
34	D28200150	15	Support	
35	D28251302	1	Cover	B
35	D38251302	1	Cover	DR
36	D28260314	15	Toggle	
37	D28200151	15	Support	
38	D40402400	30	Screw Metric	
39	D40402200	8	Screw Metric	
40	D28210870	1	Plate	Left Hand (T7) B
40	D28230103	1	Plate	(T7) B
40	D38210870	1	Plate	(T7) DR
40	D38230103	1	Plate	Left Hand (T9) DR
41	D41010800	2	Nut Metric	
42	D28210895	1	Bolt	
43	D41010700	5	Nut Metric	
44	D41707800	1	Flange	(T7)
44	D41707900	1	Flange	(T9)
45	D41983500	2	V Belt	(R8) 14'-16'
45	D41983600	2	Belt	(R8) 18'
45	D41983500	1	V Belt	(R9) 14'-16'
45	D41983600	2	Belt	(T5) 14'-16'
46	D28210902	1	Pulley	(R9)
46	D28230198	1	Pulley	(R8) 16'-18'
46	D28250887	1	Pulley	(R8) 14'
47	D43155200	1	Gib Key	(T7)
47	D43156800	1	Gib Key	(T9)
48	D28251332	1	Spiral	(T7)
48	D28251333	1	Spiral	(S4)
48	D28251334	1	Spiral	(T8)
49	D28251329	1	Spiral	(T7)
49	D28251330	1	Spiral	(S4)
49	D28251331	1	Spiral	(T8)
50	D28251303	1	Tube	
51	D28251337	2	Tube	(T7) 14'
51	D28251341	2	Shell	(T8)
51	D28251342	2	Shell	(S4)
52	D28250412	2	Cover	(T9) B
52	D38250412	1	Cover	(T9) DR
53	D40402200	8	Screw Metric	(R8) FOR TABLES WITH DOUBLE BELT (R9) FOR TABLES WITH SINGLE BELT (S4) 16' (T5) ONLY FOR DRY LANDS (T7) 14' (T8)

MASSEY FERGUSON

MF 34 COMBINE, ->| 47714 - 1637215B

1637215B

FEEDER AUGER - FREEFLO

1-4

Item	Part Number	Qty	Description	Comments
				18'
				(T9)
				16' - 18'

Buy Now



Our support email:

ebooklibonline@outlook.com