

Page Title	Page Number
CHASSIS AND STEERING CARRIAGE	10-1
REAR AXLE	10-2
FRONT AXLE	10-3
FRONT AXLE	10-4
CLUTCH	10-5
TRANSMISSION	10-6
FANNING MILL	10-7
FANNING MILL ADJUSTMENT	10-8
LOWER MACHINE HOUSING	11-1
UPPER MACHINE HOUSING	11-2
STRAW WALKERS AND DRIVE - WITHOUT SEALINGS	11-3
PAN TO SHAKER SHOE	11-4
SHAKER SHOE AND DRIVE	11-5
CYLINDER HOUSING	12-1
CONCAVE	12-2
CYLINDER	12-3
CYLINDER	12-4
TIGHTENER PULLEY	12-5
REAR BEATER	12-6
PLATFORM	13-1
GRAIN TANK	14-1
CLUTCH	14-2
UNLOADER PIPE AND CONTROL FOR GRAIN TANK UNLOADING	14-3
DRIVING SHAFT FOR TANK UNLOADING	14-4
SEALING PLATES	14-5
GLEANINGS ELEVATOR - TANK MACHINES	15-1
GLEANINGS ELEVATOR - TANK MACHINES	15-2
GLEANINGS ELEVATOR - BAGGER MACHINES	15-3
GLEANINGS ELEVATOR - BAGGER MACHINES	15-4
GRAIN ELEVATOR - TANK MACHINES	15-5
GRAIN ELEVATOR - TANK MACHINES	15-6
GRAIN ELEVATOR - BAGGER MACHINES	15-7
ROTARY SCREEN - TANK MACHINES - TANK MACHINES	17-1
ROTARY SCREEN - BAGGER MACHINES - BAGGER MACHINES	17-2
TABLE	18-1
KNIFE	18-2
DIVIDERS - UP TO NO. 3043	18-3
DIVIDERS - FROM NO. 3044	18-4
EXTENSION DIVIDERS	18-5
REDUCTION AND KNIFE DRIVE	18-6
REEL (TUBE) AND REEL CARRIER	18-7
REEL (SLATS) AND REEL CARRIER	18-8
REEL DRIVE-HYDRAULIC ADJUSTING	18-9
FRONT AUGER	18-10
TABLE LIFT	18-11
FEEDER ELEVATOR WITH HOUSING	18-12
OPERATORS PLATFORM	19-1
FOOTBRAKE	19-2
DRUM BRAKE - 414342M1 KNOTT	19-3
MASTER CYLINDER - 412705M2	19-4
HANDBRAKE	19-5
STEERING GEAR	19-6
VW ENGINE 1200 CCM - 1200 CCM	20-1
VW ENGINE 1600 CCM - 1600 CCM	20-2
PERKINS ENGINE	20-3
AIR FILTER	20-4
MAIN DRIVE SHAFT - VW	20-5
MAIN DRIVE SHAFT - PERKINS	20-6
INSTRUMENT PANEL AND ELECTRICAL EQUIPMENT - VW	20-7
INSTRUMENT PANEL AND ELECTRICAL EQUIPMENT - PERKINS	20-8
INSTRUMENT PANEL AND ELECTRICAL EQUIPMENT - PERKINS	20-9
FUEL TANK AND FUEL LINES - VW	20-10
FUEL TANK AND FUEL LINES - PERKINS	20-11
ENGINE HOOD - VW	20-12
ENGINE HOOD - PERKINS	20-13
DRIVE BELTS AND CHAINS	21-1

TABLE OF CONTENT

00

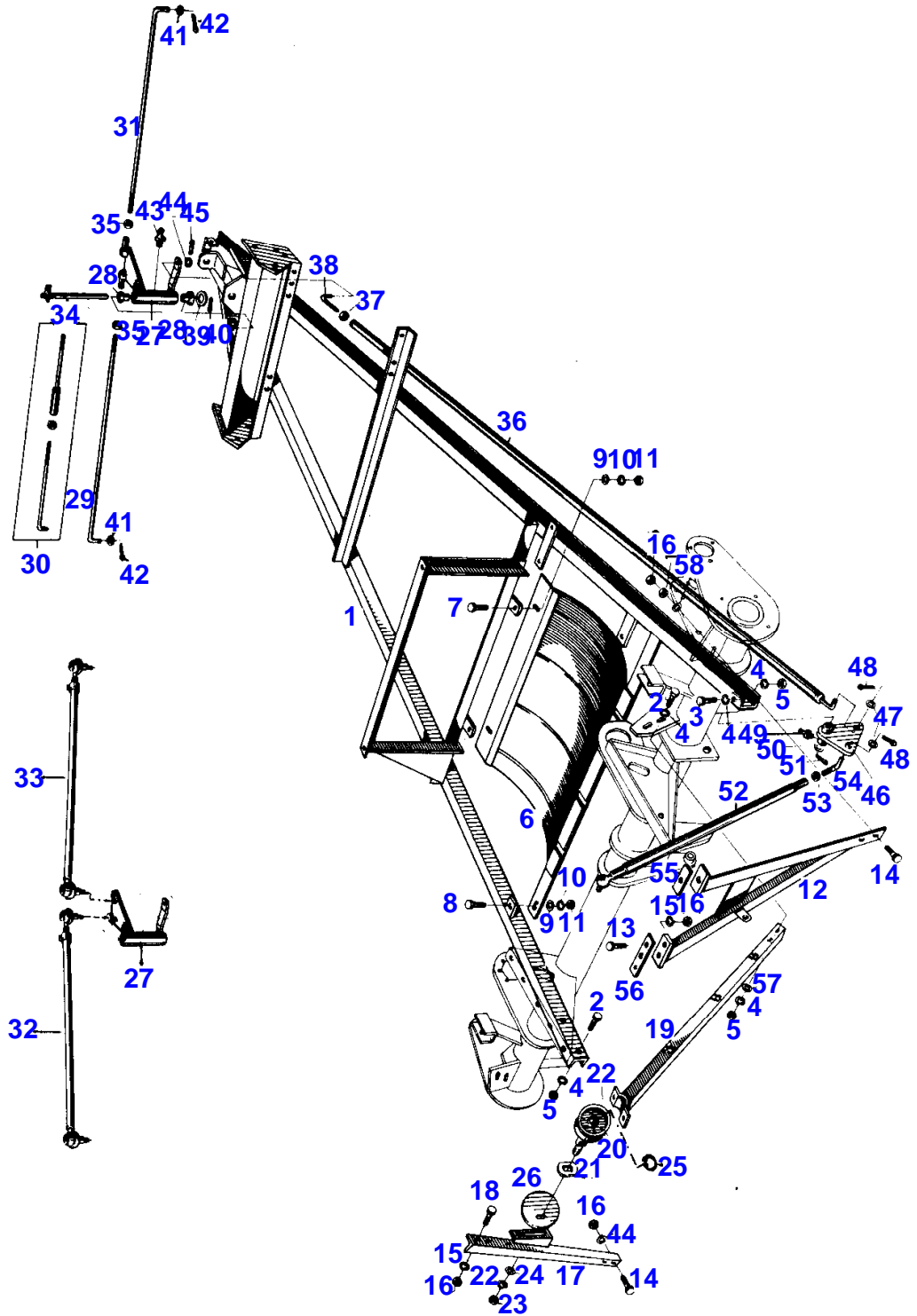
CHAINS AND LINKS	21-2
TRANSFERS AND TOOLS	22-1
HYDRAULIC EQUIPMENT	70-1
LIGHTING AND BLINKING EQUIPMENT	70-2
LIGHTING AND BLINKING EQUIPMENT - FOR AUSTRIA	70-3
GUARDS-TRANSMISSION - TANK MACHINES	70-4
GUARDS-TRANSMISSION - BAGGER MACHINES	70-5
RAM	70-6
RAM	70-6A
RAM	70-6B
RAM	70-6C
CONTROL VALVE	70-7
HYDRAULIC PUMP WITH OIL CONTAINER	70-8
HYDRAULIC PUMP WITH OIL CONTAINER	70-9

10-1

FAHRGESTELL UND
LENKGESTÄNGE

CHASSIS AND
STEERING CARRIAGE

CHASSIS ET
TIGES DE DIRECTION



Mähdrescher MF 31

415 718 M2 (Ausgabe 2) 1/75

CHASSIS AND STEERING CARRIAGE

Item	Part Number	Qty	Description	Comments
1	410445M92	1	Chassis	(G, H)
	416313M91	1	Chassis	(J)
2	339401X1	6	Screw Metric	
3	339451X1	2	Screw Metric	
4	339376X1	16	Lock Washer	
5	339402X1	8	Nut Metric	
6	410507M91	1	Guard	
7	339123X1	2	Screw Metric	
8	339337X1	1	Screw Metric	
9	339024X1	4	Washer Metric	
10	339374X1	4	Lock Washer	
11	339169X1	4	Nut Metric	
12	410511M91	1	Angle	(C)
	414518M91	1	Angle	(D, K)
	417294M91	1	Angle	(L)
13	339299X1	3	Screw Metric	
14	391375X1	4	Screw Metric	
15	339369X1	7	Lock Washer	
16	339054X1	13	Nut Metric	
17	410866M91	1	Brace	(H)
				Right Hand
	416315M91	1	Brace	(J)
				Right Hand
18	339020X1	2	Bolt Metric	
19	410536M91	1	Brace	Left Hand
20	416580M91	1	Pulley	
21	416584M1	1	Washer	
22	339380X1	1	Washer	
23	339070X1	1	Nut	
24	339072X1	1	Washer	
25	391062X1	1	Segment	(E)
26	410868M2	1	Disc	
27	417590M91	1	Lever	(M)
	1724575M91	1	Lever	(N, O, P)
28	320222M1	2	Bush	
29	324377M2	1	Bar	(A)
				Right Hand
30		1	Rod	(B, F)
				Left Hand
		1	Rod	(B, F)
				Right Hand
31	324381M1	1	Bar	(M)
				Left Hand
32	1724578M1	1	Rod	(N)
				Right Hand
	390759X1	2	Nut Metric	(N)
	339580X1	2	Pin	(N)
	339580X1	2	Pin	(N)
33	1724581M1	1	Rod	(N)
				Left Hand
	390759X1	2	Nut Metric	(N)
	339580X1	2	Pin	(N)
34	320528M91	1	Clevis Pin	
35	339571X1	2	Nut Metric	(M)
36	410562M91	1	Stem	(M)
	1724572M91	1	Rod	(N, O)
37	339571	1	Nut	(M)
38	324386M1	1	Stub	(M)
	1442089X1	2	Ball	(N)
	390759X1	2	Nut Metric	(N)
	339580X1	2	Pin	(N)
39	339300X1	1	Washer Metric	
40	339058X1	1	Pin	(M)
41	339300X1	2	Washer Metric	(M)
42	339058X1	2	Pin	(M)
43	339003X1	1	Greaser	
44	339300X1	1	Washer Metric	(M)
45	339058X1	1	Pin	(M)
46	410564M91	1	Lever	(M)
	1724570M91	1	Lever	(N)

CHASSIS AND STEERING CARRIAGE

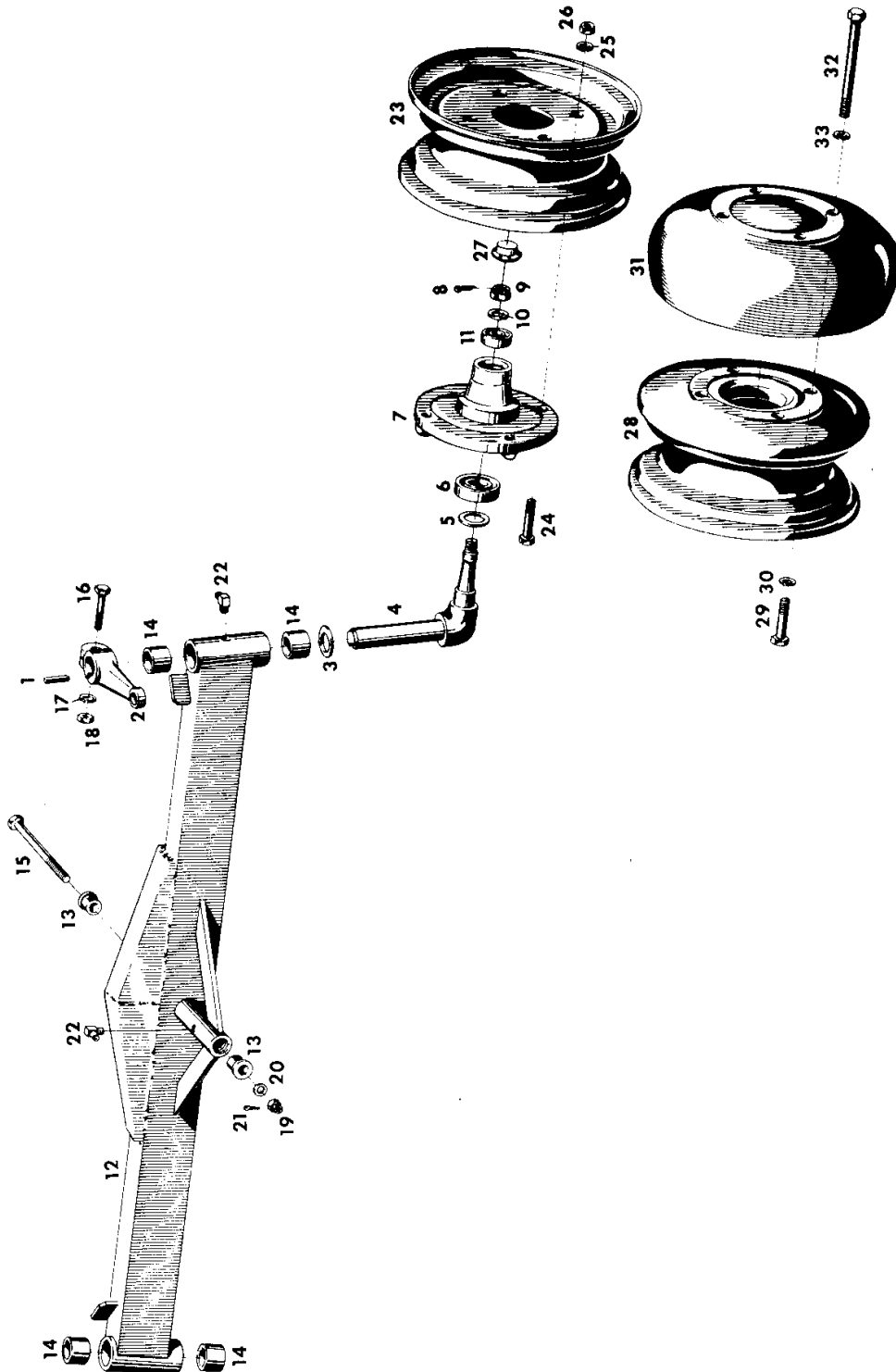
Item	Part Number	Qty	Description	Comments
47	339300X1	2	Washer Metric	(N)
48	339058X1	2	Pin	(M)
49	339003X1	1	Greaser	
50	339328X1	1	Washer	
51	339133X1	1	Pin	
52	410567M1	1	Stem	(M)
	1724567M1	1	Rod	(N)
53	339571X1	1	Nut Metric	(M)
54	410568M1	1	Stub	(M)
	1442089X1	2	Ball	(N)
	390579X1	2	Washer	(N)
	339580X1	2	Pin	(N)
55	411464M1	1	Shim	
56	411465M1	1	Shim	
57	339025X1	2	Washer Metric	
58	339795X1	4	Washer Metric	
				(A)
				From Serial or Engine Number 2918
				(B)
				Up to Serial or Engine Number 2917
				(C)
				WITH TYRES 9-24 AND 10-24
				(D)
				WITH TYRES 14, 5-20
				(E)
				Up to Serial or Engine Number 6914
				(F)
				Not serviced, order 324377M2
				(G)
				Up to Serial or Engine Number 4634
				Not serviced, order 391150X1, 390973X1
				391151X1 AND 11483X
				(H)
				Up to Serial or Engine Number 6264
				(J)
				From Serial or Engine Number 6265
				(K)
				Up to Serial or Engine Number 8109
				(L)
				From Serial or Engine Number 8110
				(M)
				Up to Serial or Engine Number
				(N)
				From Serial or Engine Number
				(O)
				FOR ROD, CONNECTING WITH BALL, JOINT
				(P)
				FOR ROD WITH BALL, JOINT

10-2

HINTERACHSE

REAR AXLE

PONT AR



Mähdröser MF 31

415 718 M2 (Ausgabe 1) 12/70

REAR AXLE

Item	Part Number	Qty	Description	Comments
1	390150X1	2	Key	
2	410881M1	2	Lever	(G)
	1724584M1	2	Lever	(H, I)
3	410876M1	2	Washer	
4	410877M92	1	Spindle	Left Hand
	410880M92	1	Spindle	Right Hand
5	321659M1	2	Washer	
6	1440495X1	2	Bearing Ball	
7	410875M1	2	Hub	(C)
	416120M1	2	Hub	(D)
8	339058X1	2	Pin	
9	390763X1	2	Nut	
10	339027X1	2	Washer Metric	
11	339073X1	2	Bearing Ball	
12	410869M92	1	Bridge	
13	320222M1	2	Bush	
14	1706544M1	4	Bush	
15	4110882M91	1	Pin	(A)
	391150X1	1	Bolt	(B)
16	339556X1	2	Bolt Metric	
17	339376X1	2	Lock Washer	
18	339402X1	2	Nut Metric	
19	339196X1	1	Nut Metric	(A)
	391151X1	1	Nut Metric	(B)
20	339615X1	X	Washer Metric	(A)
	390973X1	X	Washer Metric	(B)
	391472X1	X	Washer Metric	
21	339129X1	1	Pin	(A)
	339747X1	1	Pin	(B)
22	339004X1	3	Greaser	
23	410941M1	2	Rim	(E)
	417212M1	2	Wheel	(F)
24	391375X1	8	Screw Metric	(E)
25	339369X1	8	Lock Washer	(E)
26	339054X1	8	Nut Metric	(E)
27	320225M2	2	Cap	(C, E)
	416121M1	2	Cap	(D, E)
	11517162	1	Weight	(F)
28	410885M1	2	Rim	
29	390912X1	8	Screw Metric	
30	339369X1	8	Lock Washer	
31	410884M1	2	Weight	
32	390806X1	8	Bolt Metric	
33	339369X1	8	Lock Washer	

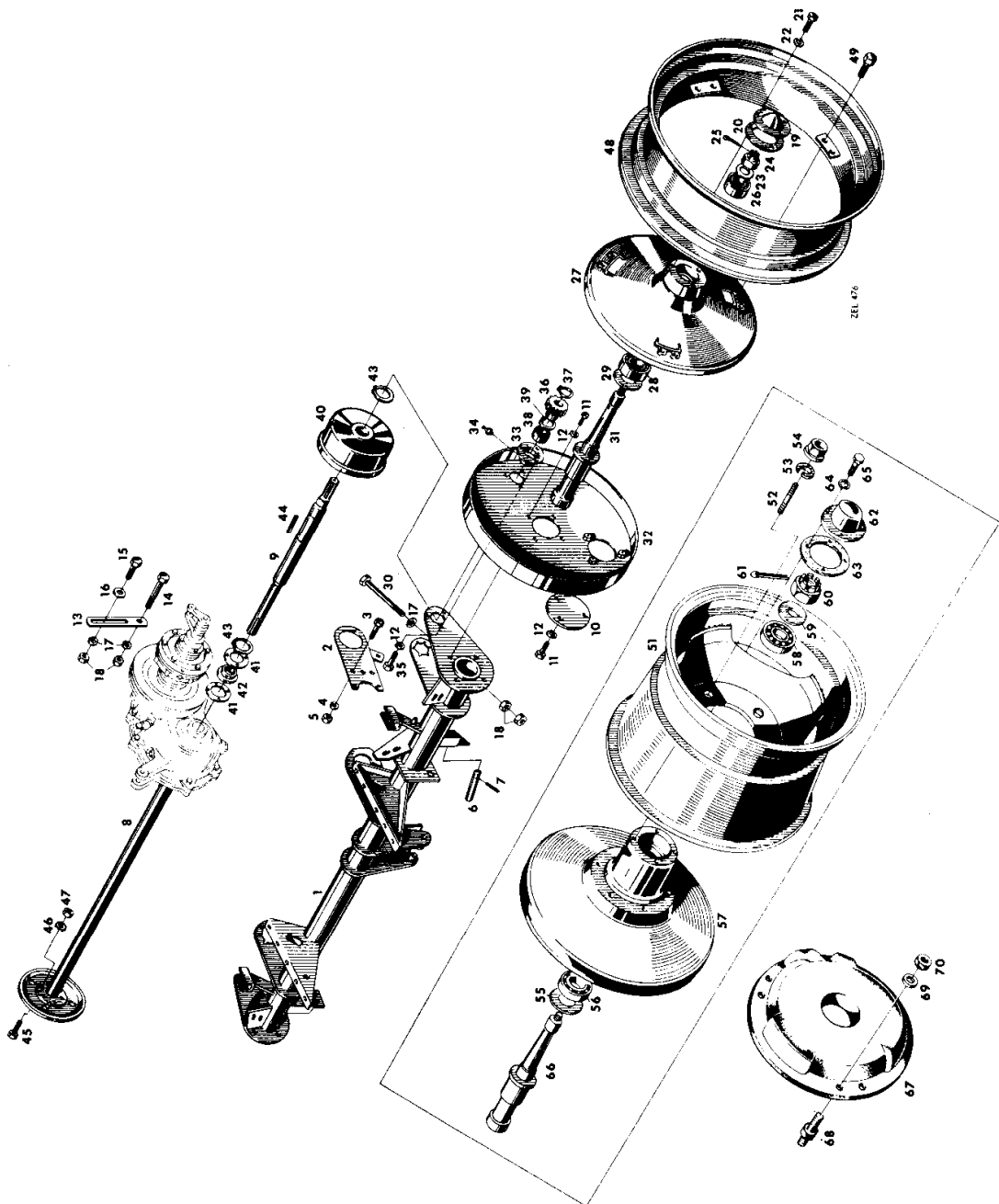
(A)
Up to Serial or Engine Number 4634
(B)
From Serial or Engine Number 4635
(C)
Up to Serial or Engine Number 5780
(D)
From Serial or Engine Number 5781
(E)
FOR COMBINES WITH PRESS
(F)
BRAZIL ONLY
(G)
Up to Serial or Engine Number
(H)
From Serial or Engine Number
(I)
FOR ROD WITH BALL, JOINT

10-3

VORDERACHSE
bis Serien-Nr. 6264

FRONT AXLE
up to No. 6264

PONT AV
jusqu' au No. 6264



FRONT AXLE

Item	Part Number	Qty	Description	Comments
				Up to Serial or Engine Number 6264
1	410960M91	1	Axle	(A)
	414513M91	1	Axle	(B, C)
2		1	Plate	
3	339401X1	3	Screw Metric	
4	339376X1	3	Lock Washer	
5	339402X1	3	Nut Metric	
6	410982M1	1	Pin	
7	339783X1	1	Pin	
8	323238M3	1	Shaft	Right Hand
9	411194M1	1	Shaft	(A) Left Hand
	414515M1	1	Shaft	(B) Left Hand
10	320288M1	2	Plate	
11	339228X1	14	Screw Metric	
12	339374X1	20	Lock Washer	
13	411195M1	1	Bracket	
14	339208X1	1	Screw	
15	339299X1	1	Screw Metric	
16	339026X1	1	Washer Metric	
17	339639X1	2	Screw	
18	339054X1	4	Nut Metric	
	339186X1	2	Nut Metric	(B)
19	323253M2	2	Cap	
20	323254M1	2	Gasket	
21	339560X1	6	Screw Metric	
22	339375X1	6	Lock Washer	
23	323255M3	2	Washer	
24	339046X1	2	Nut Metric	
25	391407X1	2	Pin	
26	339393X1	2	Bearing	
27	324538M3	2	Disc	
28	339394X1	2	Bearing Assy	
29	323256M2	2	Washer	
30	390826X1	2	Bolt Metric	
31	323491M3	2	Axle	
32	320285M91	1	Shield	Left Hand
	320287M91	1	Disc	Right Hand
33	320264M1	2	Housing	
34	339003X1	2	Greaser	
35	339123X1	6	Screw Metric	
36	324540M2	2	Pinion	Number of teeth/spines 12
37	1440476X1	2	Circlip	
38	1440491X1	2	Bearing Ball	
39	339126X1	2	Circlip	
40		2	Brake	See Page - Reference Number 19-2
41	411196M1	4	Washer	
42	411197M1	2	Ring	
43	339438X1	4	Ring	
44	339474X1	2	Key Door	
45	339761X1	16	Screw Metric	
46	339585X1	16	Washer	
47	339169X1	16	Nut Metric	
48	411190M91	2	Rim	FOR TYRES 9-24
	411192M91	2	Rim	FOR TYRES 10-24
49	322761M1	12	Bolt	
50	339186X1	2	Nut Metric	
51	411476M2	2	Wheel	(B)
52	390851X1	12	Stud	(B)
53	339448X1	12	Washer	(B)
54	339447X1	12	Nut Metric	(B)
55	411480M1	2	Washer	(B)
56	390859X1	2	Bearing	(B)
57	411475M2	2	Disc	(B)
58	339440X1	2	Bearing	(B)
59	339213X1	2	Washer Metric	(B)
60	390761X1	2	Nut Metric	(B)
61	339040X1	2	Pin	(B)
62	401018M2	2	Cap	(B)

FRONT AXLE

Item	Part Number	Qty	Description	Comments
63	401044M1	2	Joint	(B)
64	339375X1	8	Lock Washer	(B)
65	339560X1	8	Screw Metric	(B)
66	411479M1	2	Stub Axle	(B)
67	323460M2	1	Weight	Right Hand
68	323461M2	6	Bolt	
69	339072X1	6	Washer	
70	339079X1	6	Nut	

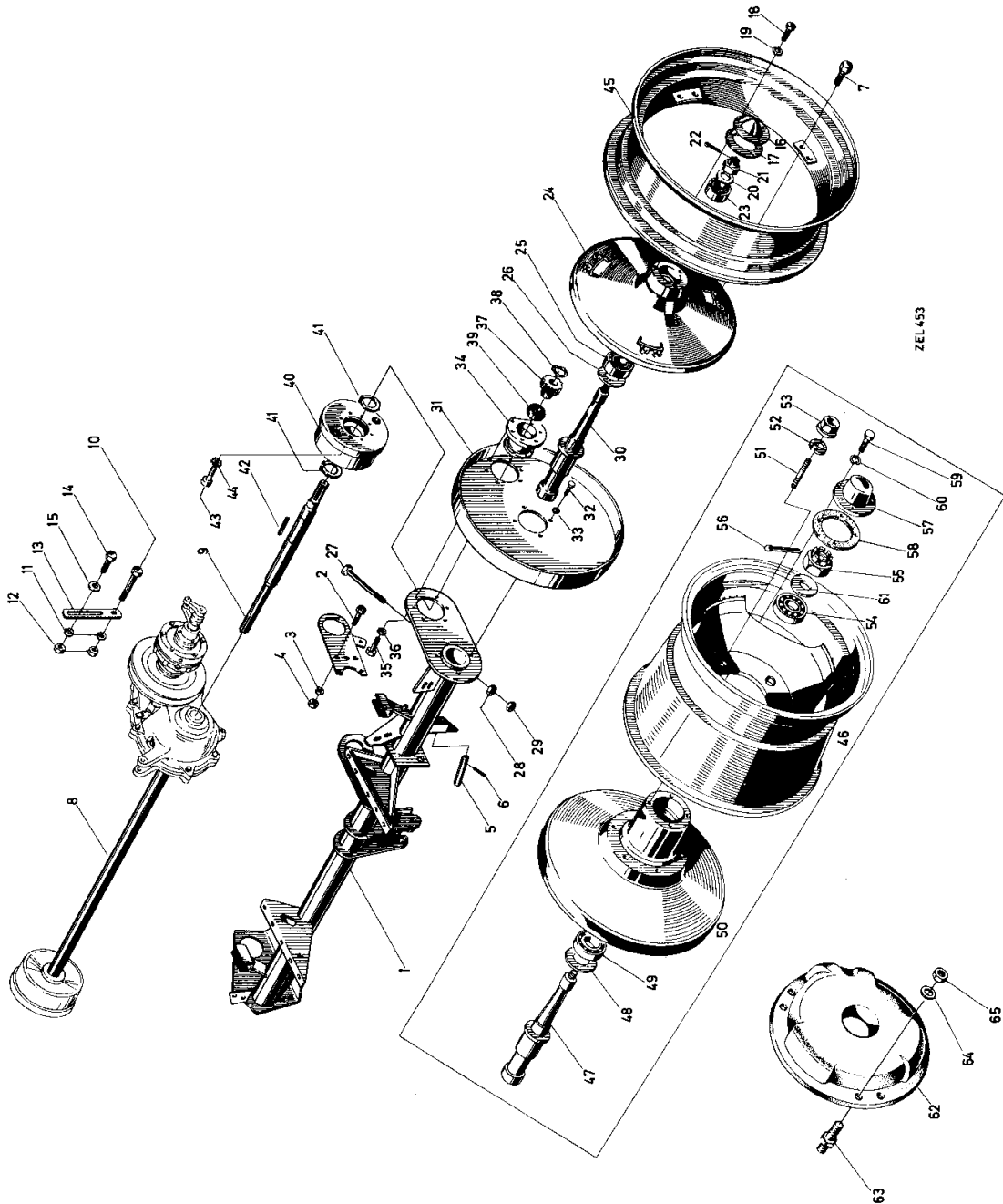
(A)
WITH TYRES 9-24 AND 10-24
(B)
WITH TYRES 14, 5-20
(C)
NOT SERVICED SEPARATELY.

10-4

VORDERACHSE
ab Serien-Nr. 6265

FRONT AXLE
from No. 6265

PONT AV
à partir du No. 6265



Mähdrösch MF 31

415 718 M2 (Ausgabe 1) 12/70

FRONT AXLE

Item	Part Number	Qty	Description	Comments
				From Serial or Engine Number 6265
1	416301M91	1	Axle	
2	339401X1	3	Screw Metric	
3	339376X1	3	Lock Washer	
4	339402X1	3	Nut Metric	
5	410982M1	1	Pin	
6	339783X1	1	Pin	
7	322761M1	12	Bolt	
8	416306M1	1	Shaft	Right Hand
9	416307M1	1	Shaft	Left Hand
10	339208X1	1	Screw	
11	339369X1	2	Lock Washer	
12	339054X1	2	Nut Metric	
13	411195M1	1	Bracket	
14	339299X1	1	Screw Metric	
15	339026X1	1	Washer Metric	
16	323253M2	2	Cap	
17	323254M1	2	Gasket	
18	339560X1	6	Screw Metric	
19	339375X1	6	Lock Washer	
20	323255M3	2	Washer	
21	339046X1	2	Nut Metric	
22	391407X1	2	Pin	
23	339393X1	2	Bearing	
24	324538M3	2	Disc	
25	391310X1	2	Bearing	
26	416308M1	2	Washer	
27	390826X1	2	Bolt Metric	
28	339186X1	2	Nut Metric	
29	339054X1	2	Nut Metric	
30	416312M1	2	Spindle	
31	416309M1	2	Disc	
32	339228X1	8	Screw Metric	
33	339374X1	8	Lock Washer	
34	416310M1	2	Housing	
35	390991X1	12	Bolt Metric	
36	339374X1	12	Lock Washer	
37	416311M1	2	Pinion	Number of teeth/spines 12
38	1440477X1	2	Circlip	
39	415331M1	2	Bearing	
40		2	Brake	(A)
41	339438X1	4	Ring	
42	339474X1	2	Key Door	
43	391148X1	16	Screw Metric	
44	339585X1	16	Washer	
45	411190M91	2	Rim	FOR TYRES 9-24
	411192M91	2	Rim	FOR TYRES 10-24
46	411476M2	2	Wheel	(B)
47	411479M1	2	Axle	(B)
48	411480M1	2	Washer	(B)
49	390859X1	2	Bearing	(B)
50	411475M2	2	Disc	(B)
51	390851X1	12	Stud	(B)
52	339448X1	12	Washer	(B)
53	339447X1	12	Nut Metric	(B)
54	339440X1	2	Bearing	(B)
55	390761X1	2	Nut Metric	(B)
56	339040X1	2	Pin	(B)
57	401018M2	2	Cap	(B)
58	401044M1	2	Joint	(B)
59	339560X1	8	Screw Metric	(B)
60	339375X1	8	Lock Washer	(B)
61	391309X1	2	Washer Metric	(B)
62	323460M2	1	Weight	
63	323461M2	6	Bolt	
64	339072X1	6	Washer	
65	339079X1	6	Nut	

(A)
See Page - Reference Number 19-2
(B)

MASSEY FERGUSON

MF 31 COMBINE - 415718

415718

FRONT AXLE

10-4

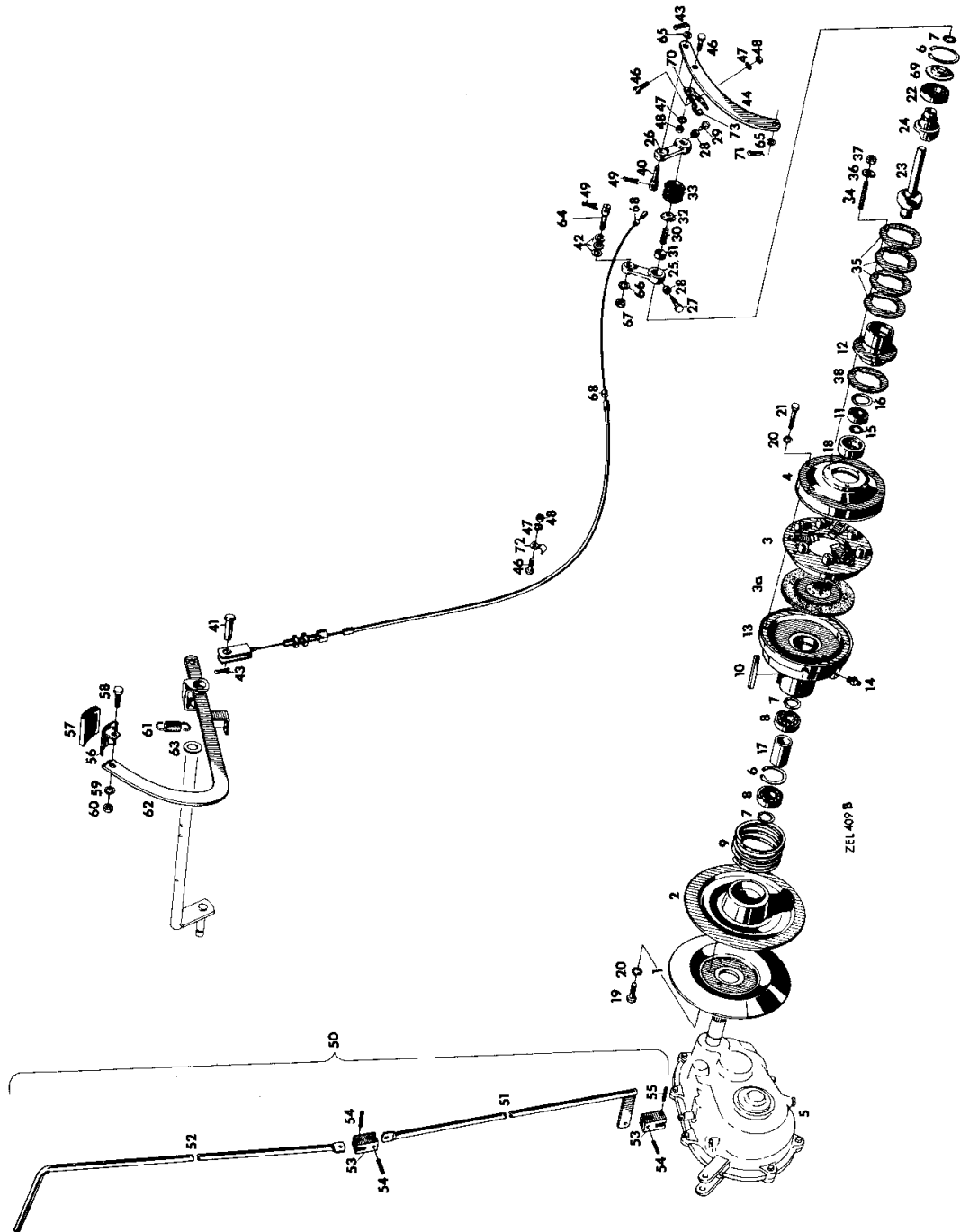
Item	Part Number	Qty	Description	Comments
				WITH TYRES 14, 5-20

10-5

KUPPLUNG

CLUTCH

EMBRAYAGE



Mährescher MF 31

415 718 M2 (Ausgabe 1) 12/70

Buy Now



Our support email:

ebooklibonline@outlook.com