

**S Series
Tractor**
Operators Manual

5289



Reprinted



This symbol means ATTENTION! BECOME ALERT! YOUR SAFETY IS INVOLVED. The message that follows the symbol contains important information about your safety. Carefully read the message. Make sure you fully understand the causes of possible injury or death.

SB001

IF THIS MACHINE IS USED BY AN EMPLOYEE, IS LOANED, OR IS RENTED, MAKE SURE THAT THE OPERATOR UNDERSTANDS THE TWO INSTRUCTIONS BELOW.

BEFORE THE OPERATOR STARTS THE ENGINE:

1. GIVE INSTRUCTIONS TO THE OPERATOR ON SAFE AND CORRECT USE OF THE MACHINE.
2. MAKE SURE THE OPERATOR READS AND UNDERSTANDS THE OPERATOR'S MANUAL FOR THIS MACHINE.



IMPROPER OPERATION OF THIS MACHINE CAN CAUSE INJURY OR DEATH.

BEFORE STARTING THE ENGINE, DO THE FOLLOWING:

1. READ THE OPERATOR'S MANUAL.
2. READ ALL SAFETY DECALS ON THE MACHINE.
3. CLEAR THE AREA OF OTHER PERSONS.

LEARN AND PRACTICE SAFE USE OF MACHINE CONTROLS IN A SAFE, CLEAR AREA BEFORE YOU OPERATE THIS MACHINE ON A JOB SITE.

It is your responsibility to observe pertinent laws and regulations and to follow manufacturer's instructions on machine operation and maintenance.

See your Authorized Case dealer for additional operator's manuals, parts catalogs, and service manuals.

TO PURCHASERS OF CASE TRACTORS

Congratulations on your purchase of a Case Tractor and welcome to the ever-increasing number of satisfied Case Owners.

The dependability and economical performance of your new Case Tractor will prove that you were wise in making this choice.


The organization back of your tractor has been building quality farm equipment for more than a century. Your Case Tractor was built in one of the largest and best equipped plants in the world. In this factory quality materials, precision machinery, high grade workmanship, thorough inspection, and complete testing equipment are combined to give you the best in performance and economical operation.

The care which you give your tractor will have a great deal to do with the service and satisfaction you get from it. By observing the precautions and suggestions in this manual, your Case Tractor will serve you well for many years. Make this manual your guide. Should you need information not covered here, or should your tractor require special servicing, contact your Case Dealer. He has trained men who are kept informed on the best methods of servicing Case Farming Equipment in the field or in his shop.


When it becomes necessary, after long use, to replace certain parts on your tractor, be sure to use only genuine Case Parts, which insure proper fit and continued good service. These may be obtained from your Case Dealer. It is always helpful to provide him with the Model and Serial Number of your tractor in addition to a description and part number, if available, of the parts required.

I N D E X


	Page No.
Air Cleaner.....	19
Battery.....	35
Bearings - Front Wheel.....	52
Belt Work.....	57
Brakes.....	44
Carburetor.....	26
Condensation in the Crankcase.....	14
Clutch.....	43
Cold Weather Operation.....	18
Cooling System.....	16
Crankcase Breather.....	40
Drawbar.....	56
Fan Belt.....	17
Fuels.....	14-22
Fuel Filter.....	23
Governor.....	27
Ignition.....	28
Lubrication.....	11, 15
Motor Lift.....	55
Oil Pump.....	38
Power Take-Off.....	53
Radiator.....	18
Seat.....	58
Serial Number.....	59
Service Suggestions.....	24
Spark Plugs.....	34
Specifications.....	5
Speeds.....	6
Starting and Lighting.....	32
Starting Out a New Engine.....	8
Storing Tractor.....	60
Tires.....	6, 50
Transmission Case Breather.....	40
Valves.....	41
Wheel Spacing.....	46-51
Wheel Weights.....	47




Model "SC" General Purpose



Model "SC" (Extensible Front Axle)



Model "S" Tractor



Model "SO" Orchard — Grove

SPECIFICATIONS

"S" SERIES

ENGINE

Cylinders, Valve in Head Type.....	4
Cylinder Sleeves.....	Removable Wet Type
Bore.....	3½ inches
Stroke.....	4 inches
No Load Speed.....	1700 RPM.
Full Load Speed.....	1550 RPM.
Firing Order.....	1-3-4-2
Valve Clearance.....	.010 Inches when cold
Spark Plug.....	AC Type No. 45, Champion J8 or equivalent Thread 14 MM—Gap .025 Shank length ⅜"
Carburetor.....	1" SAE Flange
Magneto.....	Case Type 4-JMA
Air Cleaner.....	Oil Bath Type
Governor.....	Case Fly Ball Type

BELT PULLEY

Diameter:.....	9¼"	Face:.....	6⅜"
No. Load Speed:.....	1180 RPM.		
Full Load Speed:.....	1078 RPM.		
Belt Speed:.....	2600 ft. per min.		
Ratio Engine Speed to Belt Pulley Speed:.....	1.438 to 1		

POWER TAKE-OFF:

Normal Speed:.....	541 RPM.
Spline:.....	1⅜" ASAE Standard
Guard:.....	FEI Standard

Located on center line of tractor.

APPROXIMATE CAPACITIES

	U S	Imperial
Engine Crankcase.....	5	4.16 Quarts
Cooling System.....	4	3.34 Gals.
Main Fuel Tank.....	14	11.7 Gals.
Auxiliary Fuel Tank (When used).....	1.25	1 Gal.
Transmission and Differential.....	10.75	8.95 Gals.

Buy Now



Our support email:

ebooklibonline@outlook.com