

NEW HOLLAND

OPERATOR'S MANUAL

Series 716B

48" 2-Stage Snowblower - #715442006

60" 2-Stage Snowblower - #715443006

For MC Mowers



NEW HOLLAND

S E R V I C E

INTRODUCTION

TO THE PURCHASER

This new snowblower was carefully designed to give years of dependable service.

This manual has been provided to assist in the safe operation and service of your snowblower.

NOTE: All photographs and illustrations in the manual may not necessarily depict the actual models or equipment, but are intended for reference only and are based on the latest product information available at the time of publication.

Familiarize yourself fully with the safety recommendations and operating procedures before putting the machine to use. Carefully read, understand and follow these recommendations, and insist that they be followed by those who work with you.



THIS SAFETY ALERT SYMBOL IDENTIFIES IMPORTANT SAFETY MESSAGES IN THIS MANUAL. WHEN YOU SEE IT, BE ALERT TO THE POSSIBILITY OF PERSONAL INJURY AND CAREFULLY READ THE MESSAGE THAT FOLLOWS.


Record your snowblower model and serial number. Your dealer requires this information to give you prompt, efficient service when ordering parts or attachments. Service with genuine **NEW HOLLAND** parts when replacement parts are required.

Right hand and left hand of the snowblower is determined by facing the direction of travel during operation.

MODEL: _____


SERIAL NUMBER: _____

DATE PURCHASED: _____




THE SERIAL NUMBER PLATE IS LOCATED ON THE REAR OF THE IMPELLER HOUSING.

OPERATING INSTRUCTIONS FOR SNOWBLOWER



SAFETY



Before you attempt to operate this machine, read and study the following safety information. In addition, make sure that every individual who operates or works with this equipment, whether family member or employee, is familiar with these safety precautions.

The safety alert symbol above means **ATTENTION! BECOME ALERT! YOUR SAFETY IS INVOLVED!**

REMEMBER: The careful operator is the best operator. Most accidents are caused by human error. Certain precautions must be observed to prevent the possibility of injury or damage.

HAZARD WARNINGS

The use of the words **CAUTION**, **WARNING** or **DANGER** herein and on the machine itself signals three degrees of hazard. **CAUTION** is used for general reminders of good safety practice or to direct attention to unsafe practices. **WARNING** is used to denote a specific potential hazard. **DANGER** is used to denote the most serious potential hazard.

The following **HAZARD WARNINGS** are used here and on the snowblower. Be **very** familiar with them before operating this machine:



CAUTION: Do not start, operate, or work on this machine until you have carefully read and thoroughly understand the contents of the operator manual.



CAUTION: Failure to follow safety, operating, and maintenance instructions could result in death or serious injury to the operator or bystanders, poor operation, and costly breakdown.



CAUTION: Unless otherwise instructed by decal or operator's manual, stop engine before leaving operator's position, and wait for all movement to stop before attempting to adjust, lubricate, unclog or inspect. Exercise mandatory shut-down procedure.



CAUTION: Always observe safety rules shown on decals. If decals become damaged, or if the unit is repainted, replace the decals. If repainting, be sure that all decals which apply to your machine, are affixed to your unit.



CAUTION: Become familiar and know how to use all the safety devices and controls on the snowblower before attempting to operate the unit. Know how to stop the unit before starting it.



CAUTION: Before proceeding to perform any service routines on the snowblower, exercise the mandatory shut-down procedure. After service has been performed be sure to restore all guards, shields and covers to their original position.



CAUTION: Before working under any hydraulically controlled implement, be certain it is securely blocked!



CAUTION: Keep children and spectators off and away from the machine while it is operating.



WARNING: Keep all guards, shields and decals in place.



WARNING: Be sure PTO shield turns freely.



WARNING: Keep hands, feet and clothing away from moving or power driven parts.



WARNING: Do not wear loose or baggy clothing around moving machinery. Machine must be clear of people, tools, and other objects before engaging PTO.



WARNING: Engage the PTO or hydraulic valve slowly to prevent unnecessary shearing of pins or damage to blower.



WARNING: Read and observe all warnings on machine before attempting to operate the snowblower. Do not attempt to operate this machine unless all factory installed safety devices are in place.



WARNING: Never attempt to lubricate the blower with the engine running. Always be sure to exercise the mandatory safety shut-down procedure.



DANGER: Escaping fluid under pressure can be invisible and can penetrate the skin. Do not use hands to search for leaks!



DANGER: Hydraulic lines or other components can be hot after operation! Do not touch!



DANGER: Hydraulic system can contain stored energy or pressure when and if blower becomes plugged! This energy can be released when unplugging machine.



DANGER: Keep hands out! Do not step on or climb over the unit while machine is in operation!



DANGER: Rotating auger can catch hands or feet!



DANGER: Keep hands out! Rotating components can catch hands!



DANGER: Rotating drive line. Personal injury or death can result from entanglement!

MANDATORY SHUT-DOWN PROCEDURE

Work of any type on machinery is always more dangerous when the machine is operating. **BEFORE** cleaning, adjusting, lubricating or servicing any part of this unit, the following **MANDATORY SHUT-DOWN PROCEDURE** should **ALWAYS** be followed:

- 1. Disengage all power to snowblower, (PTO, hydraulic valve, or clutch, etc.,).**
- 2. Move throttle to slow idle position, shut off engine and remove ignition key.**



DANGER: Hydraulic system can contain stored energy or pressure when and if blower becomes plugged. This energy can be released when unplugging machine.

Read and observe all safety information and decals on the blower **before** operating the unit. In addition, familiarize yourself with **all** of the safety devices and periodically check that they are functioning properly.

REMEMBER! It is the owner's responsibility for communicating information on the safe use and proper maintenance

Thank you so much for reading.
Please click the “Buy Now!”
button below to download the
complete manual.



After you pay.

You can download the most
perfect and complete manual in
the world immediately.

Our support email:

ebooklibonline@outlook.com