

**9170/9180
Tractor**

Operators Manual

9-12670

CASE *III*



*This symbol means **ATTENTION! BECOME ALERT! YOUR SAFETY IS INVOLVED.** The message that follows the symbol contains important information about your safety. Carefully read the message. Make sure you fully understand the causes of possible injury or death.*

SB001

IF THIS MACHINE IS USED BY AN EMPLOYEE, IS LOANED, OR IS RENTED, MAKE SURE THAT THE OPERATOR UNDERSTANDS THE TWO INSTRUCTIONS BELOW.

BEFORE THE OPERATOR STARTS THE ENGINE:

1. GIVE INSTRUCTIONS TO THE OPERATOR ON SAFE AND CORRECT USE OF THE MACHINE.
2. MAKE SURE THE OPERATOR READS AND UNDERSTANDS THE OPERATOR'S MANUAL FOR THIS MACHINE.



IMPROPER OPERATION OF THIS MACHINE CAN CAUSE INJURY OR DEATH.

BEFORE STARTING THE ENGINE, DO THE FOLLOWING:

1. READ THE OPERATOR'S MANUAL.
2. READ ALL SAFETY DECALS ON THE MACHINE.
3. CLEAR THE AREA OF OTHER PERSONS.

LEARN AND PRACTICE SAFE USE OF MACHINE CONTROLS IN A SAFE, CLEAR AREA BEFORE YOU OPERATE THIS MACHINE ON A JOB SITE.

It is your responsibility to observe pertinent laws and regulations and to follow manufacturer's instructions on machine operation and maintenance.

See your Authorized Case dealer for additional operator's manuals, parts catalogs, and service manuals.

NOTICE:

Because of design changes that may occur in the product since this manual was published, it is possible that some pictures and/or illustrations found within this manual may be different from those found on the product; however, the technical information found within this manual was correct at the time this manual was approved for publication.


The Case Company reserves the right to make improvements in design or changes in specifications at any time without incurring any obligation to install them on units previously sold.

If any information contained in this publication is not understood the user should contact his dealer for assistance.

Contents

Foreword.....	1-4
Safety	5-10
Specifications.....	11-18
Instruments and Controls	19-38
Operating Information	39-67
Service and Maintenance	68-110
Troubleshooting	111-118
Index	119-120

INTERNATIONAL SYMBOLS



TRANSMISSION OR
CONVERTER



TRANSMISSION OR
CONVERTER OIL



TRANSMISSION OR
CONVERTER OIL FILTER



TRANSMISSION OR
CONVERTER OIL LEVEL



TRANSMISSION OR
CONVERTER OIL
PRESSURE



TRANSMISSION OR
CONVERTER OIL
TEMPERATURE



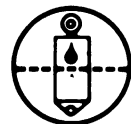
TRANSMISSION DRIVE
OIL LEVEL



TRANSMISSION DRIVE
OIL TEMPERATURE



TRANSMISSION
CONTROL OIL PRESSURE



HYDRAULIC OIL
FILTER



HYDRAULIC OIL
LEVEL



HYDRAULIC OIL
TEMPERATURE




ENGINE OIL



ENGINE OIL
FILTER



ENGINE OIL
LEVEL



ENGINE OIL
PRESSURE



ENGINE – HEAT



ENGINE – START OR
RUNNING



ENGINE – STOP OR
NOT RUNNING



FUEL TANK



FUEL FILTER



FUEL LEVEL

INTERNATIONAL SYMBOLS



HOURS



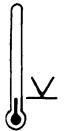
WINDSHIELD
WIPER CONTROL



WINDSHIELD
WASHER CONTROL



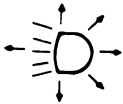
HORN CONTROL



COOLER CONTROL



HEATER CONTROL



LIGHT - ALL



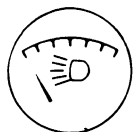
LIGHT - BRIGHT



LIGHT - DIM



LIGHT - PARK



LIGHT - INSTRUMENT



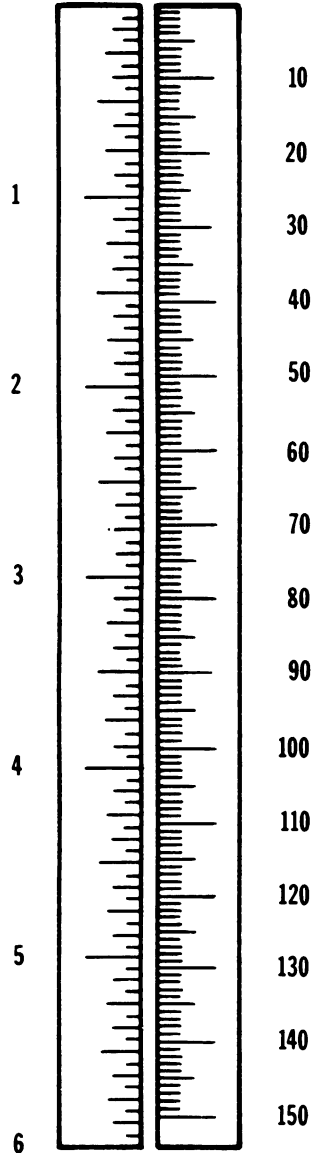
FAST



SLOW

METRIC (SI) MEASUREMENTS

INCHES MILLIMETRE



English Unit

Metric Equivalent (SI)

Area

1 square inch 6.45 cm² - square centimetre
1 acre 0.405 ha - hectare

Force

1 pound (force) 4.45 N - newton

Length

1 foot 304.8 mm - millimetre, 30.5 cm - centimetre, 0.305 m - metre
1 inch 25.4 mm - millimetre, 2.54 cm - centimetre
1 mile 1609 m - metre, 1.61 km - kilometre

1 pound 0.454 kg - kilogram

Power

1 horsepower 0.746 kW - Kilowatt

Pressure

1 psi 6.89 kPa - kilopascal, 0.00689 MPa - megapascal

Temperature

1 degree Fahrenheit (t - 32) °C - degree Celsius
1.8

Torque

1 lb (force) - ft 1.356 N m


Velocity

1 mile per hour 1.61 km/h - kilometre per hour

Volume

1 bushel 0.035 m³ - cubic metre
1 gallon (US) 3.79 L-litre
1 quart (US) 0.946 L - litre


INTERNATIONAL SYMBOLS



FUEL PRESSURE



FUEL SHUTOFF



AIR PRESSURE



AIR FILTER



OUTSIDE AIR CIRCULATION



ON




OFF



COOLANT LEVEL



COOLANT PRESSURE



COOLANT TEMPERATURE



BRAKE




BRAKE – EMERGENCY



AMMETER OR ALTERNATOR



OIL PRESSURE



LEVER – MOVEMENT



STEERING



TURN – LEFT



TURN – RIGHT



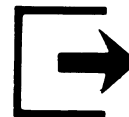
TRACTOR – FORWARD



TRACTOR – REVERSE



ENGAGE



DISENGAGE

To The Owner/Operator

DO NOT use or operate this tractor until this manual has been read and understood

Foreword

This manual has been compiled to assist the owner and/or operator with the correct operation, service and routine preventive maintenance procedures of the Case IH tractor.

This manual has been designed into eight major sections: Foreword, Safety, Specifications, Instruments and Controls, Operating Instructions, Service and Maintenance, Troubleshooting and Index. A general contents page is located at the beginning of the manual for a quick reference to the major sections. For a specific item, there is an alphabetical index placed in the rear of the manual.

Throughout the manual references are made to left side and right side. These terms are used as viewed from the operators seat facing the front of the tractor.

In order to get the optimum performance and efficiency that has been designed into the tractor, read this manual thoroughly before operating or servicing the tractor. Become familiar with all decals and safety messages within the manual and on the tractor. Keep this manual in a convenient place for easy reference when problems arise. **Do Not** attempt to make repairs or adjustments you do not understand. If you require additional information or service, contact your dealer.

The signal words **CAUTION**, **WARNING** or **DANGER** are used to indicate degree of hazards and to warn against unsafe practices that may cause personal injury and are used with appropriate safety instructions. These signal words are not to be ignored, your safety is involved.



CAUTION: denotes a general reminder of good safety practices or directs attention to unsafe practices.



WARNING: denotes a hazard intermediate between **DANGER** and **CAUTION**.



DANGER: denotes the most serious hazard.

The word **NOTE**, is used to convey information that is out of context with the manual text; special information such as specifications, techniques, reference information and other information of a supplementary nature.

The word **IMPORTANT**, is used in the text when immediate damage will occur to the machine due to improper technique or operation. **IMPORTANT** will apply to the same information as specified by **NOTE**, only of an immediate and urgent nature.

It is the responsibility of the user to read the Operator's Manual and comply with the operating instructions, service and maintenance guide-lines set forth in the manual.

The user is responsible for inspecting the machine daily, and for having parts replaced or repaired when continued use of the product would cause damage or excessive wear to other parts.

IMPORTANT: *Setting fuel delivery above factory specifications or otherwise overpowering the tractor will void the warranty.*

Buy Now



Our support email:

ebooklibonline@outlook.com