


**9210  
9230  
Tractor**

Operator's Manual

9-18493

Reprinted






	<p><i>THIS SAFETY ALERT SYMBOL INDICATES IMPORTANT SAFETY MESSAGES IN THIS MANUAL. WHEN YOU SEE THIS SYMBOL, CAREFULLY READ THE MESSAGE THAT FOLLOWS AND BE ALERT TO THE POSSIBILITY OF PERSONAL INJURY OR DEATH.</i></p>
	<p>M171B</p>

If Safety Decals on this machine use the words **Danger, Warning or Caution**, which are defined as follows:

- **DANGER:** Indicates an immediate hazardous situation which if not avoided, will result in death or serious injury. The color associated with Danger is RED.
- **WARNING:** Indicates an potentially hazardous situation which if not avoided, will result in serious injury. The color associated with Warning is ORANGE.
- **CAUTION:** Indicates an potentially hazardous situation which if not avoided, may result in minor or moderate injury. It may also be used to alert against unsafe practices. The color associated with Caution is YELLOW.

If Safety Decals on this machine are ISO two panel Pictorial, decals are defined as follows:

- The first panel indicates the nature of the hazard.
- The second panel indicates the appropriate avoidance of the hazard.
- Background color is YELLOW.
- Prohibition symbols such as   and  if used, are RED.



# WARNING

IMPROPER OPERATION OF THIS MACHINE CAN CAUSE INJURY OR DEATH. BEFORE USING THIS MACHINE, MAKE CERTAIN THAT EVERY OPERATOR:

- Is instructed in safe and proper use of the machine.
- Reads and understands the Manual(s) pertaining to the machine.
- Reads and understands ALL Safety Decals on the machine.
- Clears the area of other persons.
- Learns and practices safe use of machine controls in a safe, clear area before operating this machine on a job site.

It is your responsibility to observe pertinent laws and regulations and follow Case Corporation instructions on machine operation and maintenance.

TO THE OWNER \_\_\_\_\_

## TO THE OWNER

Read this manual before you start the engine or operate your tractor. If you need more information, see your dealer.

Your dealer can give you assistance with Case Corporation approved service parts. Your dealer has technicians with special training that know the best methods of repair and maintenance for your tractor.

Call your dealer if you need any assistance or information.

### Model 9210 Tractor



A11422.75

**NOTE:** *When you are in the tractor seat looking forward, the right hand and left hand of the tractor are the same as your right hand and left hand.*

TO THE OWNER

---

## Model 9230 Tractor



## Manual Storage Compartment



Keep the operators manual in the storage compartment provided in your tractor cab. The operators manual must be available for use by all operators.

**Buy Now**



Our support email:

[ebooklibonline@outlook.com](mailto:ebooklibonline@outlook.com)