

**7210, 7220, 7230, 7240
and 7250 Tractors**

Operators Manual

Rac 9-29022



**7210, 7220, 7230, 7240
and 7250 Tractors**

Operators Manual



Rac 9-29022








THIS SAFETY ALERT SYMBOL INDICATES IMPORTANT SAFETY MESSAGES IN THIS MANUAL. WHEN YOU SEE THIS SYMBOL, CAREFULLY READ THE MESSAGE THAT FOLLOWS AND BE ALERT TO THE POSSIBILITY OF PERSONAL INJURY OR DEATH.

M171B

If Safety Decals on this machine use the words **Danger, Warning or Caution**, which are defined as follows:

- **DANGER:** Indicates an immediate hazardous situation which if not avoided, will result in death or serious injury. The color associated with Danger is RED.
- **WARNING:** Indicates an potentially hazardous situation which if not avoided, will result in serious injury. The color associated with Warning is ORANGE.
- **CAUTION:** Indicates an potentially hazardous situation which if not avoided, may result in minor or moderate injury. It may also be used to alert against unsafe practices. The color associated with Caution is YELLOW.

If Safety Decals on this machine are ISO two panel Pictorial, decals are defined as follows:

- The first panel indicates the nature of the hazard.
- The second panel indicates the appropriate avoidance of the hazard.
- Background color is YELLOW.
- Prohibition symbols such as   and  if used, are RED.



WARNING

IMPROPER OPERATION OF THIS MACHINE CAN CAUSE INJURY OR DEATH. BEFORE USING THIS MACHINE, MAKE CERTAIN THAT EVERY OPERATOR:

- Is instructed in safe and proper use of the machine.
- Reads and understands the Manual(s) pertaining to the machine.
- Reads and understands ALL Safety Decals on the machine.
- Clears the area of other persons.
- Learns and practices safe use of machine controls in a safe, clear area before operating this machine on a job site.

It is your responsibility to observe pertinent laws and regulations and follow Case Corporation instructions on machine operation and maintenance.

GENERAL TABLE OF CONTENTS

TO THE OWNER	1
IDENTIFICATION NUMBERS/MACHINE COMPONENTS	3
MACHINE COMPONENTS	5
SAFETY/DECALS	8
SAFETY	8
DECALS	12
ROLL OVER PROTECTIVE STRUCTURE (ROPS)	15
INSTRUMENTS/CONTROLS	17
AUTOMATIC SHUTDOWN SYSTEM	17
DIGITAL INSTRUMENT CLUSTER	18
OPERATING CONTROLS	34
OPERATING INSTRUCTIONS	55
BEFORE STARTING THE ENGINE	55
SERVICE INDICATOR LAMPS AND BAR GRAPH DISPLAYS	56
RUN-IN PROCEDURE	57
NORMAL STARTING PROCEDURE	58
STOPPING THE ENGINE	60
COLD TEMPERATURE OPERATION	61
TOWING	66
HOW TO TRANSPORT THE TRACTOR	67
POWER SHIFT TRANSMISSION	68
DIFFERENTIAL LOCK	74
MFD OPERATION	76
DIGITAL INSTRUMENT CLUSTER	79
CAB AIR FLOW ARRANGEMENTS	82
AIR CONDITIONER OPERATION	85
POWER TAKEOFF	86
DRAWBAR	92
TRACTOR WARNING LAMPS AND DIRECTION TURN SIGNALS	93
FIELD OPERATION	95
DRAWBAR PREPARATION	95
THREE POINT HITCH PREPARATION	101
HITCH SYSTEM ADJUSTMENTS	102
HITCH OPERATION	110
REMOTE HYDRAULICS PREPARATION	121
REMOTE HYDRAULICS OPERATION	124
LOADER OPERATION	128
CHEMICAL TANK MOUNTING	129
AUXILIARY POWER CONNECTIONS	132

TRAILER HYDRAULIC BRAKE CONNECTOR (IF EQUIPPED)	133
PNEUMATIC TRAILER BRAKE COUPLINGS (IF EQUIPPED)	134
TRUE GROUND SPEED SENSOR HARNESS	135
CAB REAR ACCESS PANEL	136
MONITOR MOUNTING	137
INSTRUMENT CLUSTER PROGRAMMING	139
TIRES/WHEELS/SPACING/BALLAST	153
TIRE AND RIM EQUIPMENT	153
TIRE LOAD AND INFLATION CHART	155
TIRE AND RIM SERVICE	158
TREAD POSITIONS	159
AXLE ADJUSTMENT	165
FRONT WHEEL FENDERS (IF EQUIPPED)	181
TIRE SIZE COMBINATIONS	184
TRACTOR BALLAST	186
LUBRICATION/FILTERS/FLUIDS	198
LUBRICATION/MAINTENANCE CHART	198
GREASE FITTINGS - 10 HOURS	199
GREASE FITTINGS - 50 HOURS (MFD AXLE)	200
SYSTEM CAPACITIES	201
HOOD AND SIDE PANELS	202
SERVICE HOUR INTERVAL	204
ENGINE LUBRICATION	207
ENGINE LUBRICATION	208
COOLING SYSTEM	212
FUEL SYSTEM	220
AIR INDUCTION SYSTEM	227
TRANSMISSION LUBRICATION	233
DIFFERENTIAL LUBRICATION	238
PLANETARY LUBRICATION	239
MAINTENANCE/ADJUSTMENTS	240
COMPRESSOR BELT AND FAN/ALTERNATOR BELT	240
PNEUMATIC TRAILER BRAKE COMPRESSOR BELT	243
HOOD LATCH ADJUSTMENT	245
ENGINE VALVE ADJUSTMENT	245
OPERATORS CAB	246
ELECTRICAL SYSTEM	257
SPECIFICATIONS	257
GENERAL SERVICE INFORMATION	259
BATTERIES	261

BULB AND LAMP REPLACEMENT 265

SPECIFICATIONS 273

 DIESEL ENGINE 273

 TRAVEL SPEEDS 277

 APPROXIMATE MEASUREMENTS AND WEIGHTS 280

DETAIL INDEX 288

7200 Pro Series Tractor with Mechanical Front Drive




RD97J006



522L94

CASE CORPORATION
24th and Mead Street
Racine, WI 53403
U.S.A.

DEALER STAMP



TO THE OWNER

This manual contains important information about the safe operation, adjustment and maintenance of your Case Tractor. Refer to the Detail Index at the end of this manual for locating specific items about your machine.

DO NOT operate or permit anyone to operate or service this machine until you or the other persons have read this manual. Use only trained operators who have demonstrated the ability to operate and service this machine correctly and safely.

This tractor, with standard equipment and authorized attachments, is intended to be used for farming, ranching, etc.

DO NOT use this machine for any application or purpose other than those described in this manual. Consult an authorized dealer or the Case Corporation on changes, additions or modifications that can be required for this machine to comply with various country regulations and safety requirements. Unauthorized modifications will cause serious injury or death. Anyone making such unauthorized modifications is responsible for the consequences.

This Operators Manual is to be stored in the manual compartment equipped on this machine. Make sure this manual is complete and in good condition. Contact your dealer to obtain additional manuals. Contact your dealer for any further information or assistance about your machine. Your dealer has Case Corporation approved service parts. Your dealer has technicians with special training that know the best methods of repair and maintenance for your tractor.

DECLARATION OF CONFORMITY

This tractor complies with the provisions of directive 89/336/EEC Electromagnetic Compatibility.



**OPERATORS MANUAL
STORAGE COMPARTMENT**

Buy Now



Our support email:

ebooklibonline@outlook.com