

# **1070 Tractor**

## **Operators Manual**

**9-3205**

**Reprinted**

***CASE III***



*This symbol means **ATTENTION! BECOME ALERT! YOUR SAFETY IS INVOLVED.** The message that follows the symbol contains important information about your safety. Carefully read the message. Make sure you fully understand the causes of possible injury or death.*

SB001

IF THIS MACHINE IS USED BY AN EMPLOYEE, IS LOANED, OR IS RENTED, MAKE SURE THAT THE OPERATOR UNDERSTANDS THE TWO INSTRUCTIONS BELOW.

BEFORE THE OPERATOR STARTS THE ENGINE:

1. GIVE INSTRUCTIONS TO THE OPERATOR ON SAFE AND CORRECT USE OF THE MACHINE.
2. MAKE SURE THE OPERATOR READS AND UNDERSTANDS THE OPERATOR'S MANUAL FOR THIS MACHINE.



IMPROPER OPERATION OF THIS MACHINE CAN CAUSE INJURY OR DEATH.

BEFORE STARTING THE ENGINE, DO THE FOLLOWING:

1. READ THE OPERATOR'S MANUAL.
2. READ ALL SAFETY DECALS ON THE MACHINE.
3. CLEAR THE AREA OF OTHER PERSONS.

LEARN AND PRACTICE SAFE USE OF MACHINE CONTROLS IN A SAFE, CLEAR AREA BEFORE YOU OPERATE THIS MACHINE ON A JOB SITE.

It is your responsibility to observe pertinent laws and regulations and to follow manufacturer's instructions on machine operation and maintenance.

See your Authorized Case dealer for additional operator's manuals, parts catalogs, and service manuals.



**THIS SAFETY ALERT SYMBOL INDICATES IMPORTANT SAFETY MESSAGES IN THIS MANUAL. WHEN YOU SEE THIS SYMBOL, CAREFULLY READ THE MESSAGE THAT FOLLOWS AND BE ALERT TO THE POSSIBILITY OF PERSONAL INJURY OR DEATH.**

Tractor accidents kill a number of people in the World every year. Studies show that in the United States, 6 in 10 tractor fatalities result from upsets.

Stability is still a very important factor in safety. Let's face it - tractors must be built higher than automobiles to provide the ground clearance necessary in performing their intended function. The use of a tractor over irregularities in the fields calls for careful handling and using good common sense.

Speed is an important element in tractor stability. Speed brings us back to you, the operator. Only you can hold down your speed to match conditions. Think ahead - drive defensively. Equip your tractor with a Case ROPS system available as a factory or field installed option from your Case dealer.

We at Case are continuing to contribute to your safety in two ways: by building tractors with an extra measure of protection and comfort . . . and by passing on these suggestions for safer operation.



**CAUTION** *It is good practice to carry a fire extinguisher on the tractor. Be sure that the extinguisher is properly maintained and be familiar with its proper use.*



**CAUTION** *Provide a first aid kit for use in case of accident.*

**WARNING** Before starting engine study Operator's Manual safety messages.

Read all safety signs on machine.

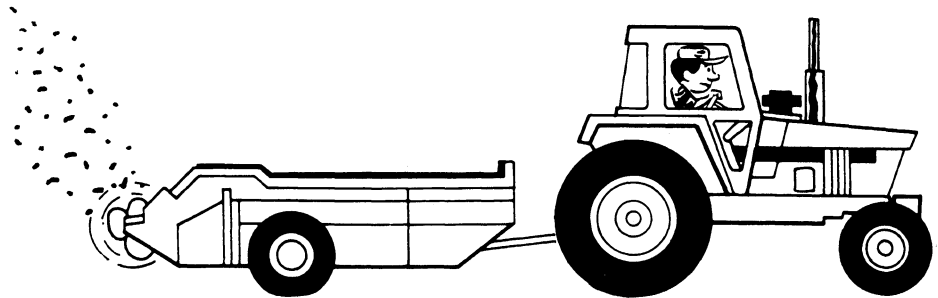
Clear the area of other persons.



Learn and practice safe use of controls before operating.

It is your responsibility to understand and follow manufacturer's instructions on machine operation, service, and to observe pertinent laws and regulations.

Operator and Service Manuals may be obtained from your equipment dealer.



**WARNING** Before starting engine be sure all operating controls are in neutral.

Operate controls only when seated in Operator's seat.

On roads, use flasher/lights according to local laws. Keep SMV emblem visible.



Shields help protect from injury, keep in place.

Stop engine before working on PTO driven machine or PTO shaft, or performing any maintenance.

Before leaving tractor unattended, lower hydraulically lifted equipment to ground.



**WARNING** Before starting the engine, be sure all operating controls are in neutral. This will ease starting loads on the starter and batteries and will eliminate the accidental start up of PTO driven equipment.




**WARNING** Before leaving the tractor, stop the engine, place all controls in neutral, and either set the parking brake or place range lever in PARK position as equipped.



**WARNING** Operate controls only when seated in the Operator's seat.



**WARNING** Never service or make adjustments to the tractor with the engine running or with the tractor in motion.




**WARNING** Tractor travel speed should be such that complete control and tractor stability is maintained at all times. Where possible, avoid operating the tractor near ditches, embankments and holes. Reduce speed when turning, crossing slopes, and on rough, slick, or muddy surfaces.



**WARNING** *On roads, use flasher/lights according to local laws. Keep SMV emblem visible.*



**DANGER** *Excess tractor speed is the big killer. Only experienced drivers should be permitted on highways.*



**CAUTION** *Brake pedals must be locked together for road travel. This will insure uniform brake application and maximum stopping ability.*




**WARNING** *Do not leave the tractor unattended with only the hydraulic brake lock (if equipped) holding the tractor. Always set the parking brake and block the wheels.*



**CAUTION** *The range lever **MUST** be in **PARK** position and the engine **MUST** be shut off for each adjustment made to prevent serious injury to the operator.*



**WARNING** *Extra weight increases your braking distance. Remember that liquid in the tires, weights on the tractor or wheels, tanks filled with fertilizer, herbicides or insecticides - all these add weight and increase the distance you need in which to stop.*




**WARNING** *The braking distance will increase in conditions of mud, ice or whenever the traction at one wheel is less than the traction at the opposite wheel. The operator must allow adequate distance to stop in these conditions.*





**CAUTION** *Stop, look and listen before entering a highway, stay on your side of the road and pull over to let faster traffic pass. Slow down and signal as you turn off.*



**WARNING** *Do not permit others to ride. Only one person - the operator - should be on a tractor when it is in operation.*




**CAUTION** *Do not operate the tractor at high speeds or attempt to turn the tractor with the differential lock engaged.*






**CAUTION** Try to balance the load primarily on the implement wheels - as in loading a trailer or spreader. Avoid overloading the drawbar. Add front end weights for improved stability. Engage the clutch smoothly, avoid jerking and use the brakes cautiously to avoid jack-knifing.



**WARNING** Rear upset can result if pulling from wrong location on tractor. Hitch only to the drawbar. Use 3 point hitch only with the implements designed for its use - not as a drawbar.



**WARNING** Extreme care must be exercised when adjusting and checking hitch and control linkage when the engine is running and when linkage is under hydraulic or mechanical load. Study the linkage and hitch travel-Keep the hands, arms, legs and feet out of the travel arc of the hitch and linkage.




**WARNING** Be certain both latches are fully engaged across the implement lift pins before transporting or pulling the implement.



**CAUTION** The implement should be lowered to the ground before uncoupling of the remote hydraulic hoses.



**WARNING** Stay off slopes too steep for safe operation. Shift down before you start up or down a hill with a heavy load. Avoid "free wheeling".






**WARNING** *Rotating machine parts, stay clear, keep shields installed to help protect from clothing entanglement and injury. Wear close-fitted clothing.*



**WARNING** *Stop engine before working on PTO driven machine or PTO shaft, or performing any maintenance.*



**WARNING** *Whenever a PTO driven machine is in operation, the safety guard must always be in place to prevent injury to the operator. The safety guard must never be removed at any time, except for replacement. When the PTO is not in use, the tubular guard must be installed over the end of the PTO shaft.*



**WARNING** *When doing stationary PTO work and dismantling from the tractor with the PTO running, keep clear of all moving parts as they are a potential safety hazard.*



**WARNING** *On a mobile power take-off application, always disengage the PTO before dismantling from the tractor.*



**WARNING** *Hot coolant can spray out if cap is removed suddenly. Remove cap by turning to first notch. Wait until pressure is released, then continue removal. Scalding can result from fast cap removal.*



**WARNING** *Never operate the engine in a closed building. Proper ventilation is required under any circumstance.*



**CAUTION** *Never refuel the tractor when the engine is hot or running.*




**CAUTION** *Never smoke while refueling the tractor, servicing the fuel system, checking the batteries or using cold weather starting aids.*



**CAUTION** *Never use gasoline, naphtha or any other volatile material for any cleaning purposes. These materials may be toxic and/or flammable.*



**WARNING** Securely fasten your seat belt if the tractor has a ROPS 4 post frame or cab. The seat belts can help insure your safety if they are used and maintained.



**CAUTION** Never wear a seat belt loosely or with slack in the belt system. Never wear the belt in a twisted condition or pinched between the seat structural members.



**WARNING** Rotating fan and belts. Contact can injure. Keep clear.




**CAUTION** Never attempt to service the air conditioning system unless you are completely familiarized with air conditioning and the safety precautions which must be followed when handling liquid refrigerant, which can cause severe and painful frostbite. Contact your Authorized Case Dealer, who is experienced in servicing and handling of refrigerants.

**DANGER BATTERY ACID CAUSES SEVERE BURNS.** Batteries contain sulfuric acid. Avoid contact with skin, eyes or clothing.

**Antidote:** EXTERNAL - Flush with water. INTERNAL - Drink large quantities of water or milk. Follow with milk of magnesia, beaten egg or vegetable oil. Call physician immediately. EYES - Flush with water for 15 minutes and get prompt medical attention.

**BATTERIES PRODUCE EXPLOSIVE GASES.** Keep sparks, flame and cigarettes away. Ventilate when charging or using in enclosed space. Always shield eyes when working near batteries. **KEEP OUT OF REACH OF CHILDREN.**



**WARNING** When working around storage batteries, remember that all of the exposed metal parts are "live". Never lay a metal object across the terminals because a spark or short circuit may result.



**WARNING** Battery explosion and/or damage to electrical components can result from improper connection of booster batteries or charger. Connect positive to positive and negative to negative. Externally, battery acid can cause burns and blindness, and taken internally is poison.



**CAUTION** Do not attempt to make electrical system connections with the engine running.

***Buy Now***



Our support email:

[ebooklibonline@outlook.com](mailto:ebooklibonline@outlook.com)