

**105 and 125
Power Take-Off
Tractor Spreader**

Operators Manual

9-40011

Reprinted








THIS SAFETY ALERT SYMBOL INDICATES IMPORTANT SAFETY MESSAGES IN THIS MANUAL. WHEN YOU SEE THIS SYMBOL, CAREFULLY READ THE MESSAGE THAT FOLLOWS AND BE ALERT TO THE POSSIBILITY OF PERSONAL INJURY OR DEATH.

M171B

If Safety Decals on this machine use the words **Danger, Warning or Caution**, which are defined as follows:

- **DANGER:** Indicates an immediate hazardous situation which if not avoided, will result in death or serious injury. The color associated with Danger is RED.
- **WARNING:** Indicates an potentially hazardous situation which if not avoided, will result in serious injury. The color associated with Warning is ORANGE.
- **CAUTION:** Indicates an potentially hazardous situation which if not avoided, may result in minor or moderate injury. It may also be used to alert against unsafe practices. The color associated with Caution is YELLOW.

If Safety Decals on this machine are ISO two panel Pictorial, decals are defined as follows:

- The first panel indicates the nature of the hazard.
- The second panel indicates the appropriate avoidance of the hazard.
- Background color is YELLOW.
- Prohibition symbols such as   and  if used, are RED.



WARNING

IMPROPER OPERATION OF THIS MACHINE CAN CAUSE INJURY OR DEATH. BEFORE USING THIS MACHINE, MAKE CERTAIN THAT EVERY OPERATOR:

- Is instructed in safe and proper use of the machine.
- Reads and understands the Manual(s) pertaining to the machine.
- Reads and understands ALL Safety Decals on the machine.
- Clears the area of other persons.
- Learns and practices safe use of machine controls in a safe, clear area before operating this machine on a job site.

It is your responsibility to observe pertinent laws and regulations and follow Case Corporation instructions on machine operation and maintenance.

Operator's Instruction Manual

CASE
REGISTERED IN U. S. PATENT OFFICE

**POWER TAKE-OFF
TRACTOR SPREADER**

Models 105 and 125

First Edition

J. I. Case Co.

RACINE, WISCONSIN - U. S. A.





**be careful.....
avoid accidents**



TO PURCHASERS OF CASE SPREADERS

Congratulations on your purchase of a CASE Spreader and welcome to the ever-increasing number of satisfied CASE owners.

The dependability and economical performance of your new CASE Spreader will prove that you were wise in making this choice.

The organization back of your Spreader has been building quality farm equipment for more than a century. Your CASE Spreader was built in one of the largest and best equipped plants in the world. In this factory, quality materials, precision machinery, high grade workmanship, thorough inspection and complete testing equipment are combined to give you the best in performance and economical operation.

The care which you give your Spreader will have a great deal to do with the service and satisfaction you get from it. By observing the precautions and suggestions in this manual, your CASE Spreader will serve you well for many years. Make this manual your guide. Should you need information not covered here, or should your Spreader require special servicing, contact your CASE Dealer. He has trained men who are kept informed on the best methods of servicing CASE Farming Equipment in the field or in his shop.

When it becomes necessary, after long use, to replace certain parts on your Spreader, be sure to use only genuine CASE parts, thus insuring proper fit and continuous good service. These may be obtained from your CASE Dealer. It is always helpful to provide him with the Model of your Spreader in addition to a description and part number, if available, of the parts required.

INTRODUCTION

The CASE Model 125 (125 bushel capacity) and Model 105 (105 bushel capacity) P. T. O. Manure Spreaders are designed in size, shape and capacity to handle the daily hauling requirements of medium or large dairy farms or where large numbers of livestock are fed.

These two wheel spreaders are power-take-off operated and are designed for use with all CASE tractors equipped with P. T. O. as well as other makes of tractors of comparable size so equipped.

This modern power-take-off powered spreader is unexcelled when compared with the older drive and control mechanisms. The spreader box with either 125 or 105 bushel capacity will enable the operator to handle a greater amount of material in fewer trips to the field. The box is carried on two large rubber tired wheels that can carry heavy loads in all seasons regardless of weather conditions. (9.00 x 24 for the 125 and 7.50 x 24 for the 105).

The spreader is provided with safe and easy operator controls, thus making it possible to control the distribution and to get an even spread of the material at various speeds for better crop returns.

The spreader box is tapered - being wider at the rear and allowing free movement of the load toward the beaters. The rear arch and low sides allows ample clearance for easy loading under barn cleaners and for passing under low doors. The adjustable axles permit front to rear adjustment to gain the best balance between spreader and tractor. In addition, Model 105 has up and down adjustment for adapting to different tire sizes and ground clearances.

The power shafts, gears, chains and sprockets are fully shielded for safety and to keep out the dirt. A safety alarm slip clutch provides protection to the operating parts. All the sturdy shafts are mounted on anti-friction bearings.

Being fully power driven, the loads can be placed in piles when bad weather prohibits moving over the fields or should the load become mired down. Stock feed can also be hauled and placed in piles for stock feeding.




Figure 1. CASE Number 105 Manure Spreader (Right Hand Side)

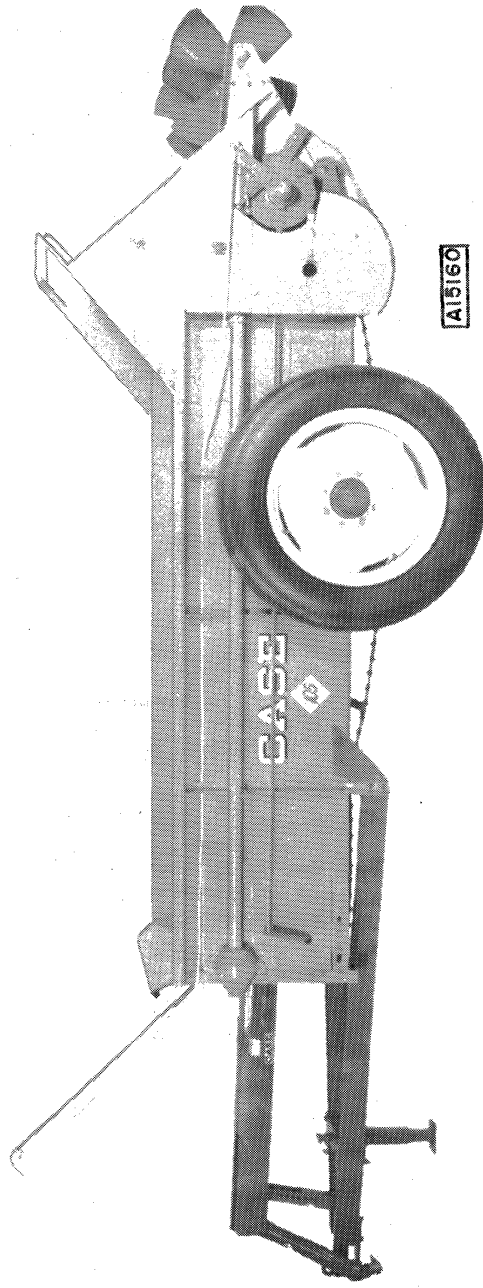


Figure 2. CASE Number 105 Manure Spreader (Left Hand Side)

Buy Now



Our support email:

ebooklibonline@outlook.com