

**CX50, CX60, CX70, CX80, CX90 and CX100 Tractors**

**CX50, CX60, CX70, CX80  
CX90 and CX100 Tractors**

Operators Manual

Don 9-80462



# **CX50, CX60, CX70, CX80, CX90 and CX100 Tractors**

**Don 9-80462**

**NOTE: *This manual replaces Don 9-80461***

TRIM THIS EDGE

TRIM THIS EDGE

RIGHT PAGE






*THIS SAFETY ALERT SYMBOL INDICATES IMPORTANT SAFETY MESSAGES IN THIS MANUAL. WHEN YOU SEE THIS SYMBOL, CAREFULLY READ THE MESSAGE THAT FOLLOWS AND BE ALERT TO THE POSSIBILITY OF PERSONAL INJURY OR DEATH.*

M171B

Safety Decals on this machine which use the words **Danger, Warning or Caution**, are defined as follows:

- **DANGER:** Indicates an immediate hazardous situation which if not avoided, will result in death or serious injury. The color associated with Danger is RED.
- **WARNING:** Indicates an potentially hazardous situation which if not avoided, will result in serious injury. The color associated with Warning is ORANGE.
- **CAUTION:** Indicates an potentially hazardous situation which if not avoided, may result in minor or moderate injury. It may also be used to alert against unsafe practices. The color associated with Caution is YELLOW.

Safety Decals on this machine which are ISO-two panel Pictorial type decals, are defined as follows:

- The first panel indicates the nature of the hazard.
- The second panel indicates the appropriate avoidance of the hazard.
- Background color is YELLOW.
- Prohibition symbols such as   and  if used, are RED.



# WARNING

IMPROPER OPERATION OF THIS MACHINE CAN CAUSE INJURY OR DEATH. BEFORE USING THIS MACHINE, MAKE CERTAIN THAT EVERY OPERATOR:

- Is instructed in safe and proper use of the machine.
- Reads and understands the Manual(s) pertaining to the machine.
- Reads and understands ALL Safety Decals on the machine.
- Clear the area of other persons.
- Learns and practices safe use of machine controls in a safe, clear area before operating this machine on a job site.

It is your responsibility to observe pertinent laws and regulations and follow Case Corporation instructions on machine operation and maintenance.

# GENERAL TABLE OF CONTENTS

<b>TO THE OWNER .....</b>	<b>1</b>
<b>IDENTIFICATION NUMBERS/MACHINE COMPONENTS .....</b>	<b>6</b>
PRODUCT IDENTIFICATION AND SERIAL NUMBERS .....	6
MACHINE COMPONENTS .....	8
<b>SAFETY/DECALS .....</b>	<b>9</b>
INTENDED USE .....	9
GENERAL SAFETY AND ACCIDENT .....	10
PREVENTION REGULATIONS .....	10
TRANSPORTING PASSENGERS .....	10
OPERATION .....	10
LEAVING THE TRACTOR .....	11
IMPLEMENTS .....	11
PTO OPERATION .....	11
SERVICE .....	12
BATTERY SAFETY .....	12
HAZARDOUS CHEMICALS .....	13
BASIC RULE .....	13
SAFETY DECALS .....	14
ROLL OVER PROTECTIVE STRUCTURE (ROPS) .....	18
<b>INSTRUMENTS/CONTROLS .....</b>	<b>19</b>
TRACTOR ACCESS .....	19
OPERATORS SEAT .....	20
STEERING COLUMN ADJUSTMENT .....	27
STANDARD (ANALOG) INSTRUMENT CLUSTER .....	28
DELUXE (DIGITAL) INSTRUMENT CLUSTER .....	29
OPERATING CONTROLS .....	36
OPERATOR CAB ENVIRONMENT CONTROLS .....	45
ADDITIONAL CAB FEATURES .....	48
REAR VIEW MIRRORS .....	51

TRIM THIS EDGE

I

TRIM THIS EDGE

RIGHT PAGE

TRIM THIS EDGE

<b>OPERATING INSTRUCTIONS</b> .....	<b>52</b>
BEFORE STARTING THE ENGINE .....	52
RUN IN PROCEDURE .....	53
MASTER DISCONNECT SWITCH.....	53
SERVICE INDICATOR LAMPS AND GAUGES .....	54
NORMAL STARTING PROCEDURE .....	56
COLD TEMPERATURE OPERATION .....	58
PARKING THE TRACTOR AND STOPPING THE ENGINE .....	63
OPERATING THE TRANSMISSION .....	65
CAB ENVIRONMENT .....	71
FRONT LOADER CONTROL LEVER .....	78
DRAWBAR .....	80
HEIGHT ADJUSTABLE TRAILER HITCHES .....	85
AUTO HITCH .....	88
IMPLEMENT/TRAILER DRAWBAR DIMENSIONS .....	94
TRAILER BRAKE COUPLINGS .....	96
AUXILIARY ELECTRICAL POWER SOCKETS .....	98
TRACTOR WARNING LAMPS .....	100
TOWING THE TRACTOR .....	102
HOW TO TRANSPORT THE TRACTOR .....	103
FOLDABLE ROPS FRAME .....	104
<b>FIELD OPERATION</b> .....	<b>106</b>
CREEPER TRANSMISSION OPERATION.....	106
WHEEL SLIP INDICATOR .....	108
PROGRAMMING THE INSTRUMENT CLUSTER .....	111
DISTANCE FUNCTION OPERATION .....	122
AREA FUNCTION OPERATION .....	124
REAR POWER TAKEOFF .....	126
FRONT POWER TAKEOFF OPERATION .....	133
REAR THREE POINT HITCH PREPARATION .....	135
REAR THREE POINT HITCH OPERATION .....	144
RIDE CONTROL .....	153
SLIP LIMIT CONTROL .....	155
REAR THREE POINT HITCH DIAGNOSTIC DISPLAY .....	157
DIFFERENTIAL LOCK CONTROL .....	159
MECHANICAL FRONT DRIVE (MFD) OPERATION .....	160
FRONT HITCH PREPARATION .....	162
FRONT HITCH OPERATION .....	164
REMOTE HYDRAULIC VALVES .....	165
REMOTE HYDRAULICS OPERATION .....	169
IMPLEMENT CABLE ACCESS .....	173

II

TRIM THIS EDGE

LEFT PAGE

<b>TIRES/WHEELS/SPACING/BALLAST .....</b>	<b>174</b>
TIRE AND WHEEL EQUIPMENT .....	174
TIRE AND WHEEL SERVICE .....	185
INSTRUMENT CLUSTER PROGRAMMING	
FOR DIFFERENT TIRE SIZES .....	186
FRONT AXLE AND FRONT TREAD ADJUSTMENTS .....	189
FRONT TO REAR TIRE SIZE COMBINATIONS .....	200
FRONT WHEEL FENDERS .....	203
REAR WHEEL TREAD ADJUSTMENT .....	204
TRACTOR BALLAST .....	211
<b>LUBRICATION/MAINTENANCE .....</b>	<b>223</b>
ENVIRONMENT .....	223
PLASTIC AND RESIN PARTS .....	223
SERVICE PARTS .....	223
TOOL BOX .....	224
HOURMETER .....	225
SERVICE ACCESS .....	226
LUBRICANTS AND CAPACITIES .....	230
SERVICE CHART .....	232
10 HOURS OR DAILY .....	234
50 HOUR INTERIM SERVICE .....	238
100 HOUR INTERIM SERVICE .....	243
250 HOUR INTERIM SERVICE .....	249
500 HOUR INTERIM SERVICE .....	258
1000 HOUR MAIN SERVICE .....	268
2000 HOUR MAIN SERVICE .....	283
GENERAL MAINTENANCE .....	289

TRIM THIS EDGE

III

TRIM THIS EDGE

RIGHT PAGE

<b>ELECTRICAL SYSTEM</b> .....	<b>292</b>
BATTERY .....	292
BULB AND LAMP REPLACEMENT .....	297
FUSES .....	306
RELAYS .....	308
<b>MACHINE STORAGE</b> .....	<b>311</b>
<b>SPECIFICATIONS</b> .....	<b>313</b>
DIESEL ENGINES .....	313
ELECTRICAL SYSTEM .....	315
GENERAL MACHINE .....	316
APPROXIMATE TRAVEL SPEEDS .....	319
APPROXIMATE DIMENSIONS .....	330
APPROXIMATE TRACTOR WEIGHTS .....	340
MAXIMUM PERMITTED OPERATING WEIGHTS .....	341
NOISE LEVELS .....	342
<b>DETAIL INDEX</b> .....	<b>343</b>
<b>CASE TECHNICAL MANUALS</b> .....	<b>350</b>

TRIM THIS EDGE

TO THE OWNER

**CX100 DELUXE CAB TRACTOR  
With Mechanical Front Drive (MFD)**



DP99J071

Dealer Stamp



**Manufacturer:**

CASE UNITED KINGDOM LIMITED  
Wheatley Hall Road  
Doncaster  
South Yorkshire  
DN2 4PG  
ENGLAND



TRIM THIS EDGE

TRIM THIS EDGE

RIGHT PAGE



TRIM THIS EDGE

**CX60 Low Profile Cab Tractor with 2WD,  
CX90 2 Post and CX70 4 Post ROPS (Platform)  
Tractors both with MFD**



DR99J059

TRIM THIS EDGE

LEFT PAGE

**Buy Now**



Our support email:

[ebooklibonline@outlook.com](mailto:ebooklibonline@outlook.com)