

**MX80C, MX90C and
MX100C Tractors**

Operators Manual Supplement
ROPS (Platform) Tractor

Don 9-80591 S1

Reprinted








THIS SAFETY ALERT SYMBOL INDICATES IMPORTANT SAFETY MESSAGES IN THIS MANUAL. WHEN YOU SEE THIS SYMBOL, CAREFULLY READ THE MESSAGE THAT FOLLOWS AND BE ALERT TO THE POSSIBILITY OF PERSONAL INJURY OR DEATH.

M171B

Safety Decals on this machine which use the words **Danger, Warning or Caution**, are defined as follows:

- **DANGER:** Indicates an immediate hazardous situation which if not avoided, will result in death or serious injury. The color associated with Danger is RED.
- **WARNING:** Indicates an potentially hazardous situation which if not avoided, will result in serious injury. The color associated with Warning is ORANGE.
- **CAUTION:** Indicates an potentially hazardous situation which if not avoided, may result in minor or moderate injury. It may also be used to alert against unsafe practices. The color associated with Caution is YELLOW.

Safety Decals on this machine which are ISO-two panel Pictorial type decals, are defined as follows:

- The first panel indicates the nature of the hazard.
- The second panel indicates the appropriate avoidance of the hazard.
- Background color is YELLOW.
- Prohibition symbols such as   and  if used, are RED.



WARNING

IMPROPER OPERATION OF THIS MACHINE CAN CAUSE INJURY OR DEATH. BEFORE USING THIS MACHINE, MAKE CERTAIN THAT EVERY OPERATOR:

- Is instructed in safe and proper use of the machine.
- Reads and understands the Manual(s) pertaining to the machine.
- Reads and understands ALL Safety Decals on the machine.
- Clear the area of other persons.
- Learns and practices safe use of machine controls in a safe, clear area before operating this machine on a job site.

It is your responsibility to observe pertinent laws and regulations and follow Case Corporation instructions on machine operation and maintenance.

TABLE OF CONTENTS

TO THE OWNER	1
IDENTIFICATION NUMBERS	2
PRODUCT IDENTIFICATION AND SERIAL NUMBERS	2
SAFETY/DECALS	3
SAFETY DECALS	3
INSTRUMENTS/CONTROLS	4
OPERATORS SEAT	4
OPERATING INSTRUCTIONS	6
FOLDABLE ROPS FRAME	6
SPECIFICATIONS	8
APPROXIMATE DIMENSIONS	8
APPROXIMATE WEIGHTS	9

TRIM THIS EDGE

Buy Now



Our support email:

ebooklibonline@outlook.com