

MX80C, MX90C and MX100C Tractors

Operator's Manual Supplement New Product Features

9-80591S2

Reprinted

CASE III






THIS SAFETY ALERT SYMBOL INDICATES IMPORTANT SAFETY MESSAGES IN THIS MANUAL. WHEN YOU SEE THIS SYMBOL, CAREFULLY READ THE MESSAGE THAT FOLLOWS AND BE ALERT TO THE POSSIBILITY OF PERSONAL INJURY OR DEATH.

M171B

If Safety Decals on this machine use the words **Danger, Warning or Caution**, which are defined as follows:

- **DANGER:** Indicates an immediate hazardous situation which if not avoided, will result in death or serious injury. The color associated with Danger is RED.
- **WARNING:** Indicates an potentially hazardous situation which if not avoided, will result in serious injury. The color associated with Warning is ORANGE.
- **CAUTION:** Indicates an potentially hazardous situation which if not avoided, may result in minor or moderate injury. It may also be used to alert against unsafe practices. The color associated with Caution is YELLOW.

If Safety Decals on this machine are ISO two panel Pictorial, decals are defined as follows:

- The first panel indicates the nature of the hazard.
- The second panel indicates the appropriate avoidance of the hazard.
- Background color is YELLOW.
- Prohibition symbols such as   and  if used, are RED.



WARNING

IMPROPER OPERATION OF THIS MACHINE CAN CAUSE INJURY OR DEATH. BEFORE USING THIS MACHINE, MAKE CERTAIN THAT EVERY OPERATOR:

- Is instructed in safe and proper use of the machine.
- Reads and understands the Manual(s) pertaining to the machine.
- Reads and understands ALL Safety Decals on the machine.
- Clears the area of other persons.
- Learns and practices safe use of machine controls in a safe, clear area before operating this machine on a job site.


It is your responsibility to observe pertinent laws and regulations and follow Case Corporation instructions on machine operation and maintenance.

TABLE OF CONTENTS

TO THE OWNER	1
IDENTIFICATION NUMBERS/MACHINE COMPONENTS	2
P.I.N. AND SERIAL NUMBERS.....	2
SAFETY/DECALS	3
SAFETY DECALS.....	3
INSTRUMENTS/CONTROLS	4
OPERATORS SEAT	4
OPERATING INSTRUCTIONS	6
REAR POWER TAKEOFF	6
FOLDABLE ROPS FRAME	14
SPECIFICATIONS	16
APPROXIMATE DIMENSIONS	16
APPROXIMATE WEIGHTS	17

TO THE OWNER

TO THE OWNER



MX80C ROPS (Platform) TRACTOR

MX100C CAB TRACTOR

DR99B230

Use this supplement in addition to the information given in the Operators Manual. It contains additional information required to safely operate and service your tractor if equipped with new product features that have been introduced since the Operators Manual was released.

DO NOT use this machine for any application or purpose other than those described in this manual. Consult an authorized dealer or the Case Corporation on changes, additions or modifications that can be required for this machine to comply with various country regulations and safety requirements. Unauthorized modifications may cause serious injury or death. Anyone making such unauthorized modifications is responsible for the consequences.

Buy Now



Our support email:

ebooklibonline@outlook.com