

530 Series Diesel Tractors

Operators Manual

9-92421

Reprinted

The CASE logo is located in the bottom right corner of the page. It consists of the word "CASE" in a bold, italicized, sans-serif font, with a horizontal line underneath it.






THIS SAFETY ALERT SYMBOL INDICATES IMPORTANT SAFETY MESSAGES IN THIS MANUAL. WHEN YOU SEE THIS SYMBOL, CAREFULLY READ THE MESSAGE THAT FOLLOWS AND BE ALERT TO THE POSSIBILITY OF PERSONAL INJURY OR DEATH.

M171B

If Safety Decals on this machine use the words **Danger, Warning or Caution**, which are defined as follows:

- **DANGER:** Indicates an immediate hazardous situation which if not avoided, will result in death or serious injury. The color associated with Danger is RED.
- **WARNING:** Indicates an potentially hazardous situation which if not avoided, will result in serious injury. The color associated with Warning is ORANGE.
- **CAUTION:** Indicates an potentially hazardous situation which if not avoided, may result in minor or moderate injury. It may also be used to alert against unsafe practices. The color associated with Caution is YELLOW.

If Safety Decals on this machine are ISO two panel Pictorial, decals are defined as follows:

- The first panel indicates the nature of the hazard.
- The second panel indicates the appropriate avoidance of the hazard.
- Background color is YELLOW.
- Prohibition symbols such as   and  if used, are RED.



WARNING

IMPROPER OPERATION OF THIS MACHINE CAN CAUSE INJURY OR DEATH. BEFORE USING THIS MACHINE, MAKE CERTAIN THAT EVERY OPERATOR:

- Is instructed in safe and proper use of the machine.
- Reads and understands the Manual(s) pertaining to the machine.
- Reads and understands ALL Safety Decals on the machine.
- Clears the area of other persons.
- Learns and practices safe use of machine controls in a safe, clear area before operating this machine on a job site.

It is your responsibility to observe pertinent laws and regulations and follow Case Corporation instructions on machine operation and maintenance.

Supplement To R.I. Form 9-912

**"OPERATOR'S INSTRUCTION MANUAL
CASE 540, 541, 540C, 541C**

CASE
REGISTERED IN U.S. PATENT OFFICE

**"530" SERIES
DIESEL TRACTORS**



Est. 1842

J. I. CASE CO.

RACINE, WIS. U.S.A.

RI Form 9-92421 4-60

Printed in U.S.A.

TABLE OF CONTENTS

	Page
Introduction.	4
Serial Numbers	6
General Specifications.	7
Capacities and Weights	8
Diesel Fuel.	9
Specifications	10
Recommendations.	13
Handling and Storage.	13
Lubrication.	17
Recommended Lubricants	18
Crankcase Lubrication	19
Engine Oil Filter	20
Air Cleaner.	22
Operating Instructions.	23
Run-In Procedure.	23
Operating Controls and Instruments.	24
Engine Starting Procedure.	25
Stopping the Engine.	26
Cold Weather Starting.	26
Service Suggestions	28
Preventive Maintenance.	31
Fuel System and Filter Maintenance	31
Air Cleaner.	33
Cooling System	33
Electrical System.	35
Tractor Storage.	36

Buy Now



Our support email:

ebooklibonline@outlook.com