

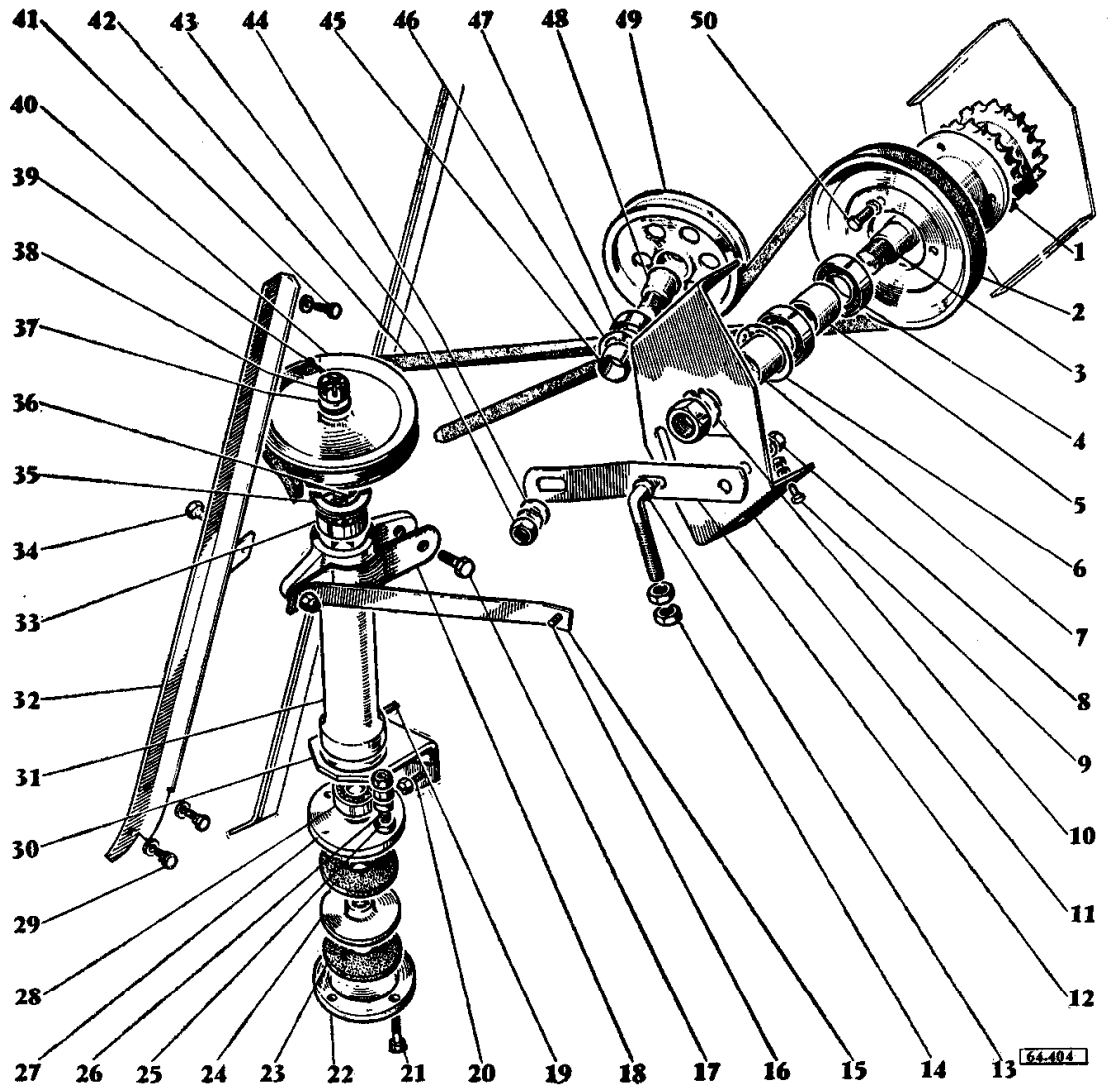
TABLE OF CONTENT

Page Title	Page Number
KNIFE DRIVE CONTROL - BELT TIGHTENER	3
CRANK - BEAM - KNIFE	8
REEL CONTROL AND ADJUSTMENT - 9',6 AND 12' TABLES	12
REEL SPEED VARIATOR - 9-1/2' AND 12' TABLES	16
REEL REDUCTION GEARBOX	19
REEL DRIVE AND TRANSMISSION	20
REEL	23
PICK-UP REEL ASSEMBLY	24
REEL AND REEL DRIVE - 14' TABLE	27
CLUTCH ASSEMBLY - AUGER SHAFT - 9',6 TABLE	31
AUGER - LEFT SIDE	32
CLUTCH ASSEMBLY - AUGER SHAFT - ROUND FINGERS	35
AUGER - ROUND FINGERS	40
WINDSCREEN TABLE BOTTOM	45
RIGHT AND LEFT DIVIDERS - 14' TABLE	46
DIVIDERS - 9-1/2' AND 12' TABLES	49
DIVIDER EXTENSION R.H.- L.H.	50
REAR SHAFT TABLES 9',6-12'	55
REAR SHAFT - 14' TABLE	56
CROP CONVEYOR - BODY	60
CROP CONVEYOR - TOP SHAFT WITHOUT CYLINDER SPEED VARIATOR	63
CROP ELEVATOR - CROP ELEVATOR	64
CROP CONVEYOR - LOWER SHAFT	67
TABLE LIFT SHAFT	72
BODY - SHUTTER AND CASING DOOR	75
FRONT SHAFT OF THE CYLINDER SPEED VARIATOR	79
SHAFT - SPROCKETS - BEATER HOUSING	83
CONTROL HOUSING VARIATOR	87
SHAFT AND PULLEY VARIATOR	91
TACHOMETER - WITHOUT TACHOMETER	92
CYLINDER	95
BEATER	96
CONCAVE	100
CONCAVE INDICATOR	103
BEATER BEHIND CYLINDER AND PULLEY TIGHTENER	104
CHAFFER SCREEN	107
SHAKER SHOE - SCREEN AND EXTENSION	108
SHAKER SHOE	112
HOOD	116
STRAW WALKER AND SHIELD	120
FANNING MILL BODY	124
FANNING MILL DRIVE - SHAFT AND FAN	128
GLEANINGS RETHRESHER AND ELEVATOR	131
GLEANINGS ELEVATOR - AUGER - TIGHTENER	135
WARNING SWITCH	139
REGULATOR	140
GRAIN ELEVATOR - TOP SHAFT - PLATWORK (BAGGER TYPE COMBINE)	143
GRAIN ELEVATOR - PLATWORK - TOP SHAFT (TANK TYPE COMBINE)	147
GRAIN ELEVATOR - DISTRIBUTION ASSEMBLY (TANK TYPE COMBINE)	151
GRAIN ELEVATOR - WORM	152
GRAIN TANK AND SUPPORT	155
GRAIN UNLOADER DRIVE	156
GRAIN UNLOADER	160
REAR PLATFORM	164
BAGGER PLATFORM	167
FOLDING CHUTE	171
SUN CANOPY	175
BAGGER	176
GEARS - CHAIN AND BAGGER DRIVE TIGHTENER	179
SCREEN EXTENSION AND SHAFT (CIRCULAR CONVEYOR - BAGGER)	180
ENGINE A4.236	183
FUEL TANK - PIPES (PERKINS)	184
AIR CLEANER AND PRE-FILTER	188
OIL FILTER	191
RADIATOR AND BRACKETS	192
AIR INTAKE	195

TABLE OF CONTENT

RADIATOR - PIPES	196
EXHAUST - PIPE	199
RADIATOR FAN - PULLEYS AND BELTS	200
BATTERIES	203
CABLES (PERKINS A-4236)	204
POWER TAKE OFF	207
POWER TAKE OFF	208
POWER TAKE OFF HOUSING	211
FLAT BELT TIGHTENER AND GUIDE	212
SPEED VARIATOR (UP TO NO. 17000)	215
VARIABLE SPEED ARRANGEMENT (FROM NO. 17001)	216
GEARBOX DRIVE PULLEY	219
GEARBOX - 3 SPEEDS	220
FINAL DRIVE	224
COMPENSATOR - SHAFT AND DRIVE WHEELS	227
BRAKES	228
OPERATORS PLATFORM	231
SEAT AND TOOL BOX	232
INSTRUMENT PANEL AND CONTROL PANEL	235
STEERING	236
STEERING BOX - 613146M1	239
WHEELS-AXLE AND STEERING RELAY	240
BRAKE PEDALS AND LINKAGE	244
GEAR SHIFT LEVER AND CONTROL ROD	247
THROTTLE CONTROL	248
HYDRAULIC VALVE BLOCK AND CONTROLS	251
LEVERS AND CONTROL VALVE	252
HYDRAULIC VALVE BLOCK ASSEMBLY	256
CLUTCH PEDAL (HYDRAULIC)	259
BRAKES AND CLUTCH PEDALS	260
HYDRAULIC SUPPLY TANK AND PUMP	263
CONNECTION 905145M91	267
OIL TANK	271
HYDRAULIC PUMP	272
TABLE LIFT RAMS - 603878M91	275
REEL LIFT RAMS - 603951M91	276
REEL LIFT RAMS	279
RAM - SPEED VARIATOR	280
LIGHTING EQUIPMENT	283
GUARDS-TRANSMISSION	290
STRAW SPREADER	293
TOOLS	296
MISCELLANEOUS	297
CHAINS - CHAINS R.H. & L.H. SIDE	299
CHAINS - CHAINS R.H. & L.H. SIDE	300
BELTS - BELTS R.H. SIDE	302
TRANSFERS R.H. SIDE	305
TRANSFERS L.H. SIDE	306
MF 22 CORN-HEAD ATTACHMENT ON MF 99 COMBINE SIDE ALTERATION	311
MF 22 CORN-HEAD ATTACHMENT ON MF 99 COMBINES GUARDS	315
M.F. CORN-HEAD ATTACHMENT ON MF 99 COMBINE, C.H. BALANCING AND LIFTING, REAR GUARD	316

BOITIER DE COMMANDE DE LAME - TENDEUR DE COURROIE
KNIFE DRIVE CONTROL - BELT TIGHTENER



KNIFE DRIVE CONTROL - BELT TIGHTENER

Item	Part Number	Qty	Description	Comments
1	603272M91	1	Sprocket	
2	901854M1	1	Pulley	
3	603277M1	1	Clevis Pin	Up to Serial or Engine Number 26595 FOR TABLE 8',6" Up to Serial or Engine Number 20838 FOR TABLE 9',6" Up to Serial or Engine Number 23667 FOR TABLE 12' Up to Serial or Engine Number 25712 FOR TABLE 14' 904458M1 1 Shaft From Serial or Engine Number 26596 FOR TABLE 8',6" From Serial or Engine Number 20839 FOR TABLE 9',6" From Serial or Engine Number 23668 FOR TABLE 12' From Serial or Engine Number 25713 FOR TABLE 14'
4	22258X	2	Bearing Assy	
5	603281M1	1	Spacer	
6	623200M1	1	Circlip	
7	603282M1	1	Spacer	Up to Serial or Engine Number 26595 FOR TABLE 8', 6" Up to Serial or Engine Number 20838 FOR TABLE 9',6" Up to Serial or Engine Number 23667 FOR TABLE 12' Up to Serial or Engine Number 25712 FOR TABLE 14' 904457M1 1 Spacer From Serial or Engine Number 26596 FOR TABLE 8',6" From Serial or Engine Number 20839 FOR TABLE 9',6" From Serial or Engine Number 23668 FOR TABLE 12' From Serial or Engine Number 25713 FOR TABLE 14'
8	353432X1	1	Lock Washer	
	375110X1	1	Nut Unc	
9	353537X1	4	Screw Unf	
	353434X1	4	Lock Washer	
	353431X1	4	Nut Unf	
10	353440X1	1	Lock Washer	
	353435X1	1	Nut Unf	
11	904456M91	1	Bracket	
12	603266M91	1	Bearer	
13	603278M91	1	Stem	
	2764X	1	Washer	
	13093X	1	Washer	
14	353437X1	3	Nut Unf	
	353439X1	1	Lock Washer	
	355621X1	1	Washer	
15	903408M1	1	Bearer	
16	16416X	1	Bolt	

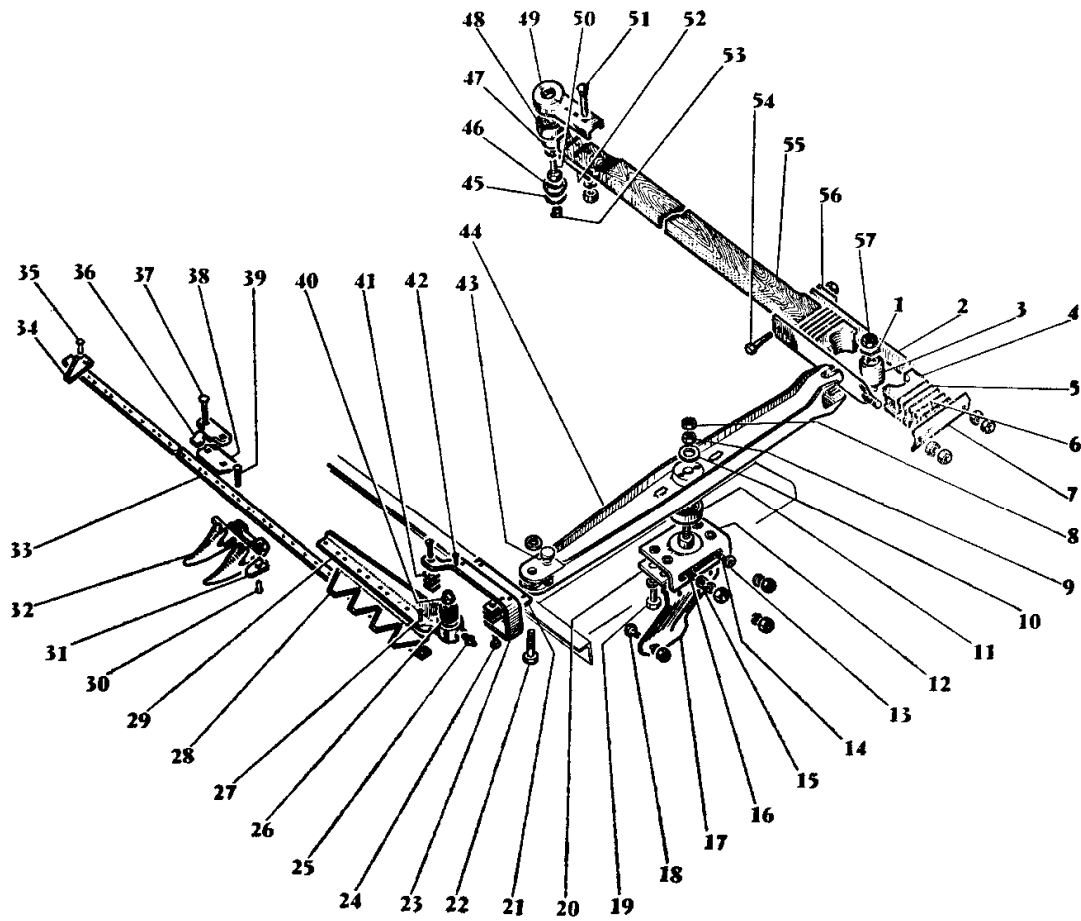
KNIFE DRIVE CONTROL - BELT TIGHTENER

Item	Part Number	Qty	Description	Comments
	2761X	1	Washer	
	49443X	1	Nut	
17	354276X1	2	Screw Unc	
	610957M2	2	Nut	
18	903407M1	1	Clamp	
19	353724X1	1	Screw Unc	
	353758X1	1	Washer	
	610957M2	2	Nut	
20	354649X1	1	Bolt Unc	
	353725X1	1	Bolt Unc	
	610957M2	2	Nut	
21	330220X1	1	Bolt	Up to Serial or Engine Number 26595 FOR TABLE 8',6" Up to Serial or Engine Number 20838 FOR TABLE 9',6" Up to Serial or Engine Number 23667 FOR TABLE 12' Up to Serial or Engine Number 25712 FOR TABLE 14'
	11922X	3	Nut	Up to Serial or Engine Number 26595 FOR TABLE 8',6" Up to Serial or Engine Number 20838 FOR TABLE 9',6" Up to Serial or Engine Number 23667 FOR TABLE 12' Up to Serial or Engine Number 25712 FOR TABLE 14'
	2755X	3	Nut	Up to Serial or Engine Number 26595 FOR TABLE 8',6" Up to Serial or Engine Number 20838 FOR TABLE 9',6" Up to Serial or Engine Number 23667 FOR TABLE 12' Up to Serial or Engine Number 25712 FOR TABLE 14'
	338443X1	3	Stud	From Serial or Engine Number 26596 FOR TABLE 8',6" From Serial or Engine Number 20839 FOR TABLE 9',6" From Serial or Engine Number 23668 FOR TABLE 12' From Serial or Engine Number 25713 FOR TABLE 14'
	353917X1	6	Nut Unf	From Serial or Engine Number 26596 FOR TABLE 8',6" From Serial or Engine Number 20839 FOR TABLE 9',6" From Serial or Engine Number 23668 FOR TABLE 12' From Serial or Engine Number 25713 FOR TABLE

KNIFE DRIVE CONTROL - BELT TIGHTENER

Item	Part Number	Qty	Description	Comments
22	905086M91	1	Disc	14' Up to Serial or Engine Number 26595 FOR TABLE 8',6" Up to Serial or Engine Number 20838 FOR TABLE 9',6" Up to Serial or Engine Number 23667 FOR TABLE 12' Up to Serial or Engine Number 25712 FOR TABLE 14'
	904912M91	1	Disc	From Serial or Engine Number 26596 FOR TABLE 8',6" From Serial or Engine Number 20839 FOR TABLE 9',6" From Serial or Engine Number 23668 FOR TABLE 12' From Serial or Engine Number 25713 FOR TABLE 14'
23	GA5603	2	Washer	
24	213318M11	1	Shaft	INCL. REF. 35
25	GB1318	6	Washer	
26	613650M1	3	Spring	
27	208268M1	1	Disc	
28	353140X1	1	Bearing	
29	353793X1	1	Bolt Unf	
	353446X1	1	Lock Washer	
	353916X1	1	Nut Unf	
30	902197M2	1	Angle	
31	612748M2	1	Housing	
32	611333M91	1	Reinforcement	
33	22258X	1	Bearing Assy	
34	353898X1	2	Screw	
	610958M2	2	Nut	
35	623200M1	3	Circlip	
36	213038M1	1	Key	
37	A2419	1	Washer	
38	GK2419	1	Nut	
39	354063X1	1	Pin	
40	903290M1	1	Pulley	FOR TABLES 12' - 9',6" AND 8',6" FOR TABLE 14'
	612747M2	1	Pulley	FOR TABLE 14'
41	353808X1	2	Bolt Unf	
	353434X1	4	Lock Washer	
	353431X1	4	Nut Unf	
42	904454M2	1	Belt	FOR TABLES 8',6" - 9',6" AND 12' FOR TABLE 14'
	901855M1	1	Belt	FOR TABLE 14'
43	353433X1	1	Lock Washer	
	375099X1	1	Nut Unc	
44	353760X1	1	Flat Washers	
45	205182M1	1	Spacer	
46	623200M1	1	Circlip	
47	22258X	1	Bearing Assy	
48	205183M2	1	Shaft	
49	213736M1	1	Pulley	
50	353689X1	3	Screw Unc	
	353434X1	3	Lock Washer	

BIELLE - BALANCIER - LAME
CRANK - BEAM - KNIFE



64-403

CRANK - BEAM - KNIFE

Item	Part Number	Qty	Description	Comments
1	612927M1	2	Brake	(A) (B) (C)
2	200605M1	2	Arm	(A) (B) (C)
	49444X	4	Nut	(A) (B) (C)
3	611872M1	1	Bush	(A) (B) (C)
4	613195M1	2	Block	(A) (B) (C)
5	200607M1	8	Shim	(A) (B) (C)
6	200606M1	1	Shim	(A) (B) (C)
7	200604M1	1	Pad	(A) (B) (C)
8	353438X1	1	Nut Unf	(A) (B) (C)
9	353438X1	1	Nut Unf	(A) (B) (C)
10	353760X1	1	Flat Washers	(A) (B) (C)
11	204220M1	1	Bearing	(A) (B) (C)
12	902185M93	1	Bearer	(A) (B) (C)
13	DV2768	1	Washer	(A) (B) (C)
14	AA1132	1	Bolt	(A) (B) (C)
	2764X	1	Washer	(A) (B) (C)
	49446X	1	Nut	(A) (B) (C)
15	DV2768	1	Washer	(A) (B) (C)
16	AA1132	1	Bolt	(A) (B) (C)
	2764X	1	Washer	(A) (B) (C)
	49446X	1	Nut	(A) (B) (C)
17	211977M1	1	Bracket	(A) (B) (C)
18	AA1318	2	Screw	(A) (B) (C)
	2762X	2	Washer	(A) (B) (C)
	355566X1	2	Nut Unc	(A) (B) (C)
19	353536X1	4	Screw Unf	(A) (B) (C)
	353434X1	4	Lock Washer	(A) (B) (C)
20	903404M1	1	Plate	(A) (B) (C)
	904947M1	X	Shim	0.039" (A) (B) (C)
	904948M1	X	Shim	0.020" (A) (B) (C)
21	904958M1	1	Kit, Support	Repairs and replaces 215698M1 (A) (B) (C)
22	902233M1	1	Bolt	(A) (B) (C)
	330852X1	2	Washer	(A) (B) (C)
	MA1184	1	Washer	(A) (B) (C)
23	904959M91		Kit, Support	INCL. REF. 21, 23 AND 42 Repairs and replaces 215699M11 (A) (B) (C)
24	215699M1	1	Support	(A) (B) (C)
	16160X	2	Bolt	(A) (B) (C)
	2762X	2	Washer	(A) (B) (C)
	49444X	2	Nut	(A) (B) (C)
25	MP1056	1	Grease Nipple	(A) (B) (C)
26	353275X1	1	Bearing	INCL. REF. 29, 33 Alternative (A) (B) (C)
	905046M1	1	Bearing	INCL. REF. 29, 33 Alternative (A) (B) (C)
27	49599X	8	Rivet	(A) (B) (C)
28	206236M1	37	Section	(A) TWO ADDED
28	206236M1	47	Section	(B) TWO ADDED
28	206236M1	55	Section	(C) TWO ADDED
29	216517M92	1	Knife Head	See Page - Reference Number 33 INCL. REF. 26 AND 29 (A) (B) (C)
30	29119X1	38	Rivet	(A)
	29119X1	48	Rivet	(B)
	29119X1	60	Rivet	(C)
31	206280M1	38	Plate	(A)
	206280M1	48	Plate	(B)
	206280M1	60	Plate	(C)
32	640590M91	19	Finger	(A)

CRANK - BEAM - KNIFE

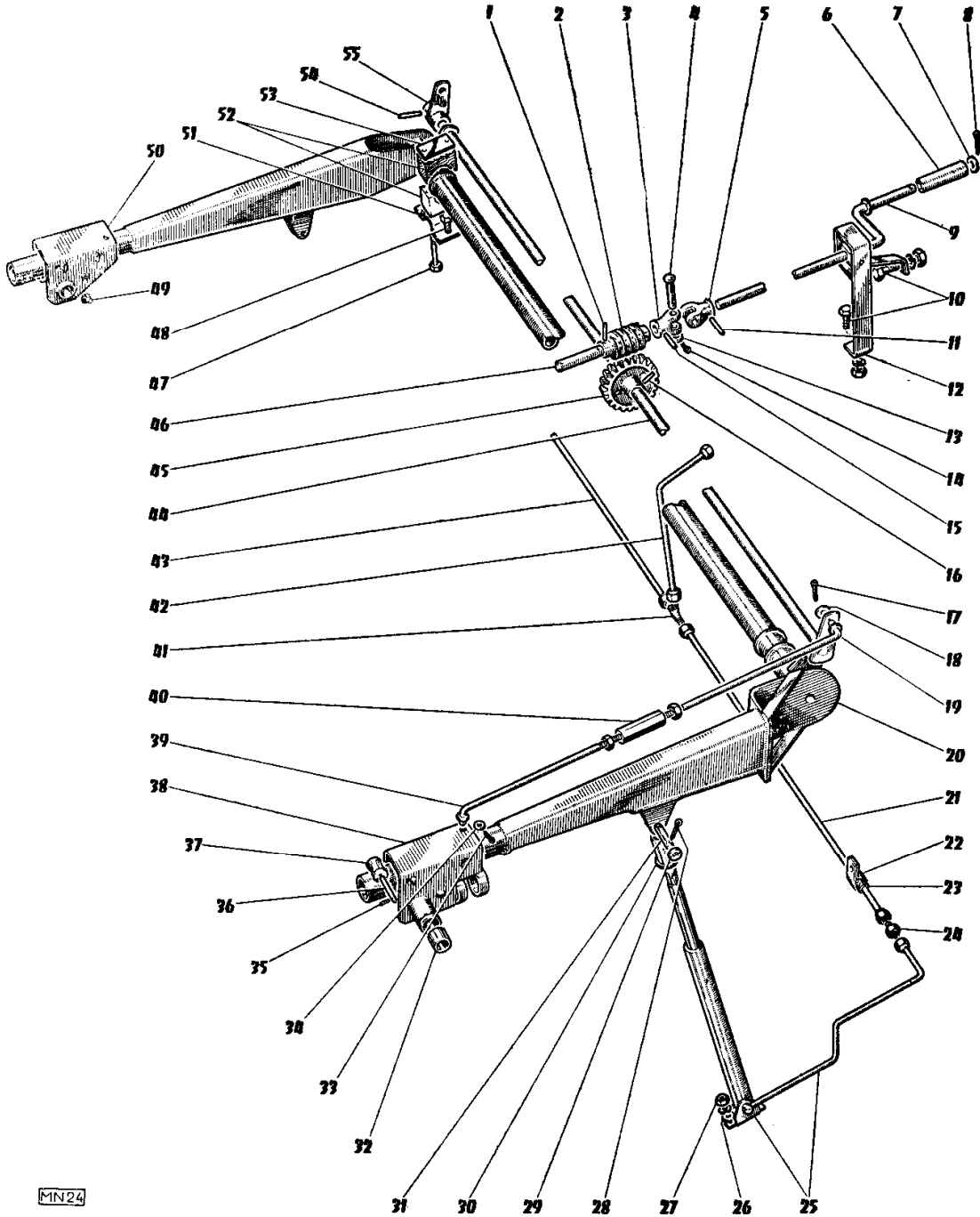
Item	Part Number	Qty	Description	Comments
32	640590M91	24	Finger	(B)
32	640590M91	30	Finger	(C)
33	611917M12	1	Knife	INCL. REF. 26, 29, 33-35 ONE ADDED (A)
	216489M92	1	Knife	INCL. REF. 26-29, 33-35 ONE ADDED (B)
	216490M92	1	Knife	INCL. REF. 26 AND 29, 33-37, 43 AND 44 ONE ADDED (C)
	611917M1	1	Stem	(A)
	215702M1	1	Knife	(B)
	215701M1	1	Knife	(C)
34	210371M1	1	Section	See Page - Reference Number 33 (A) (B) (C)
35	49598X	68	Rivet	(A) See Page - Reference Number 33
35	49598X	88	Rivet	(B) See Page - Reference Number 33
35	49598X	104	Rivet	(C) See Page - Reference Number 33
36	206195M1	9	Clip	(A)
36	206195M1	11	Clip	(B)
36	206195M1	13	Clip	(C)
37	13094X	19	Bolt Unc	(A)
37	13094X	22	Bolt Unc	(B)
37	13094X	27	Bolt Unc	(C)
	2762X	19	Washer	(A)
	2762X	22	Washer	(B)
	2762X	27	Washer	(C)
	49444X	19	Nut	(A)
	49444X	22	Nut	(B)
	49444X	27	Nut	(C)
38	206196M1	9	Guide	(A)
38	206196M1	11	Guide	(B)
38	206196M1	13	Guide	(C)
39	16160X	19	Bolt	(A)
39	16160X	26	Bolt	(B)
39	16160X	29	Bolt	(C)
	2762X	19	Washer	(A)
	2762X	26	Washer	(B)
	2762X	29	Washer	(C)
	49444X	19	Nut	(A)
	49444X	26	Nut	(B)
	49444X	29	Nut	(C)
	340601X1	38	Rivet	(A) Alternative 29119X
	340601X1	48	Rivet	(B) Alternative 29119X
	340601X1	60	Rivet	(C) Alternative 29119X
40	611970M1	1	Nut	(A) (B) (C)
41	215712M1	X	Shim	ON AVERAGE 12 (A) (B) (C)
42	16864X	4	Rivet	(A) (B) (C)
43	215693M1	1	Stud	(A) (B) (C)
44	902418M91	1	Pendulum	INCL. REF. 11 (A) (B) (C)
45	DV4255	1	Spring	Up to Serial or Engine Number 21978 FOR TABLE 9',6" (A) (B) (C)
	623200M1	1	Circlip	From Serial or Engine Number 21979 FOR TABLE 9',6" (A) (B) (C)

CRANK - BEAM - KNIFE

Item	Part Number	Qty	Description	Comments
46	DV720	1	Protector	Up to Serial or Engine Number 21978 FOR TABLE 9',6" (A) (B) (C)
	904919M1	1	Cap	From Serial or Engine Number 21979 FOR TABLE 9',6" (A) (B) (C)
47	DV4254	1	Washer	(A) (B) (C)
48	GE1042	1	Bearing	(A) (B) (C)
49	GK286	1	Housing	Up to Serial or Engine Number 21978 FOR TABLE 9',6" (A) (B) (C)
	904902M1	1	Crank	From Serial or Engine Number 21979 FOR TABLE 9',6" (A) (B) (C)
50	353691X1	1	Screw Unc	(A) (B) (C)
	353434X1	1	Lock Washer	(A) (B) (C)
51	15813X	3	Bolt	(A) (B) (C)
	353434X1	3	Lock Washer	Up to Serial or Engine Number 21978 FOR TABLE 9',6" (A) (B) (C)
	49444X	3	Nut	Up to Serial or Engine Number 21978 FOR TABLE 9',6" (A) (B) (C)
	353431X1	1	Nut Unf	From Serial or Engine Number 21979 FOR TABLE 9',6" (A) (B) (C)
	353434X1	3	Lock Washer	From Serial or Engine Number 21979 FOR TABLE 9',6" (A) (B) (C)
52	904841M1	1	Plate	Up to Serial or Engine Number 21978 FOR TABLE 9',6" (A) (B) (C)
	904903M91	1	Plate	From Serial or Engine Number 21979 FOR TABLE 9',6" (A) (B) (C)
53	MP1059	1	Lubricator	(A) (B) (C)
54	354498X1	2	Bolt Unf	(A) (B) (C)
	353916X1	2	Nut Unf	(A) (B) (C)
55	611350M2	1	Pitman	(A) (B) (C) Up to Serial or Engine Number 21978 FOR TABLE 9',6" (A) (B) (C)
	611351M2	1	Conrod	(B)
	611352M2	1	Conrod	(C)
	904908M1	1	Conrod	From Serial or Engine Number 21979 FOR TABLE 9',6" (A) (B) (C)
	904909M1	1	Conrod	(B)
	904910M1	1	Crank	(C)
56	904989M1	1	Thruster	(A) (B) (C)
57	49445X	2	Nut	(A) (B) (C) (A) 9',6" (B) 12' (C) 14'

COMMANDE ET RÉGLAGE DU RABATTEUR
 REEL CONTROL AND ADJUSTMENT

Tables 2,85 m et 3,60 m - 9',6'' and 12' tables



MIN24

IMPRIMÉ EN FRANCE

MOISSONNEUSE-BATTEUSE 99 - 99 COMBINE

957 227 M3 - Emission 1 - III/69

REEL CONTROL AND ADJUSTMENT - 9',6" AND 12' TABLES

Item	Part Number	Qty	Description	Comments
				9',6" AND 12' TABLES
1	330406X1	2	Pin	
2	603741M1	1	Worm	
3	603628M1	1	Coupler	
4	A1439	1	Pin	
	603629M91	1		
5	902559M91	1	Universal Joint	INCL. REF. 3, 4, 13 AND 14
6	603740M1	1	Crank Handle	
7	330524X1	1	Washer	
8	354059X1	1	Pin	
9	603621M91	1	Crank	
10	353537X1	2	Screw Unf	
	353434X1	2	Lock Washer	
	353431X1	2	Nut Unf	
11	330406X1	1	Pin	
12	603650M91	1	Bracket	
13	U1262	1	Washer	
14	2773X	1	Pin	
15	330406X1	1	Pin	
16	339052X1	2	Strip	
17	354057X1	4	Pin	
18	MA1184	4	Washer	
19	603624M91	4	Stem	
	330645X1		Nut	
20	603472M91	1	Support	FOR TABLE 9',6" Up to Serial or Engine Number
	603471M91	1	Support	FOR TABLE 12' Up to Serial or Engine Number 16311
	904829M91	1	Arm	From Serial or Engine Number FOR TABLE 9',6"
	904828M91	1	Arm	From Serial or Engine Number 16312 FOR TABLE 12'
21	603978M91	1	Tube	Left Hand FOR TABLE 9',6"
	603982M1	1	Tube	Left Hand FOR TABLE 12'
22	603987M1	8	Clip	
23	603988M1	8	Sleeve	
24	901369M1	2	Union	
25	603951M91	2	Ram	SEE RELEVANT SECTION Up to Serial or Engine Number From Serial or Engine Number
	904816M1	2	Ram	
26	330112X1	4	Washer	
27	2762X	4	Washer	
	49444X	4	Nut	
	16160X	2	Bolt	Right Hand
28	354076X1	2	Pin	
29	353760X1	2	Flat Washers	
30	603751M91	2	Stop	WITH PICK-UP REEL Up to Serial or Engine Number 17000 From Serial or Engine Number 17001
	905134M91	2	Stop	Up to Serial or Engine Number 17000 From Serial or Engine Number 17001
	905133M91	2	Stop	Up to Serial or Engine Number 17000 From Serial or Engine Number 17001
	904814M91	2	Thruster	Up to Serial or Engine Number 16311 FOR TABLE 12'
31	603729M1	2	Pin	From Serial or Engine Number 16312 FOR TABLE 12'
	195358M1	2	Pin	
32	603585M1	2	Bush	
33	354057X1	4	Pin	
34	MA1184	4	Washer	
35	330302X1	6	Pin	

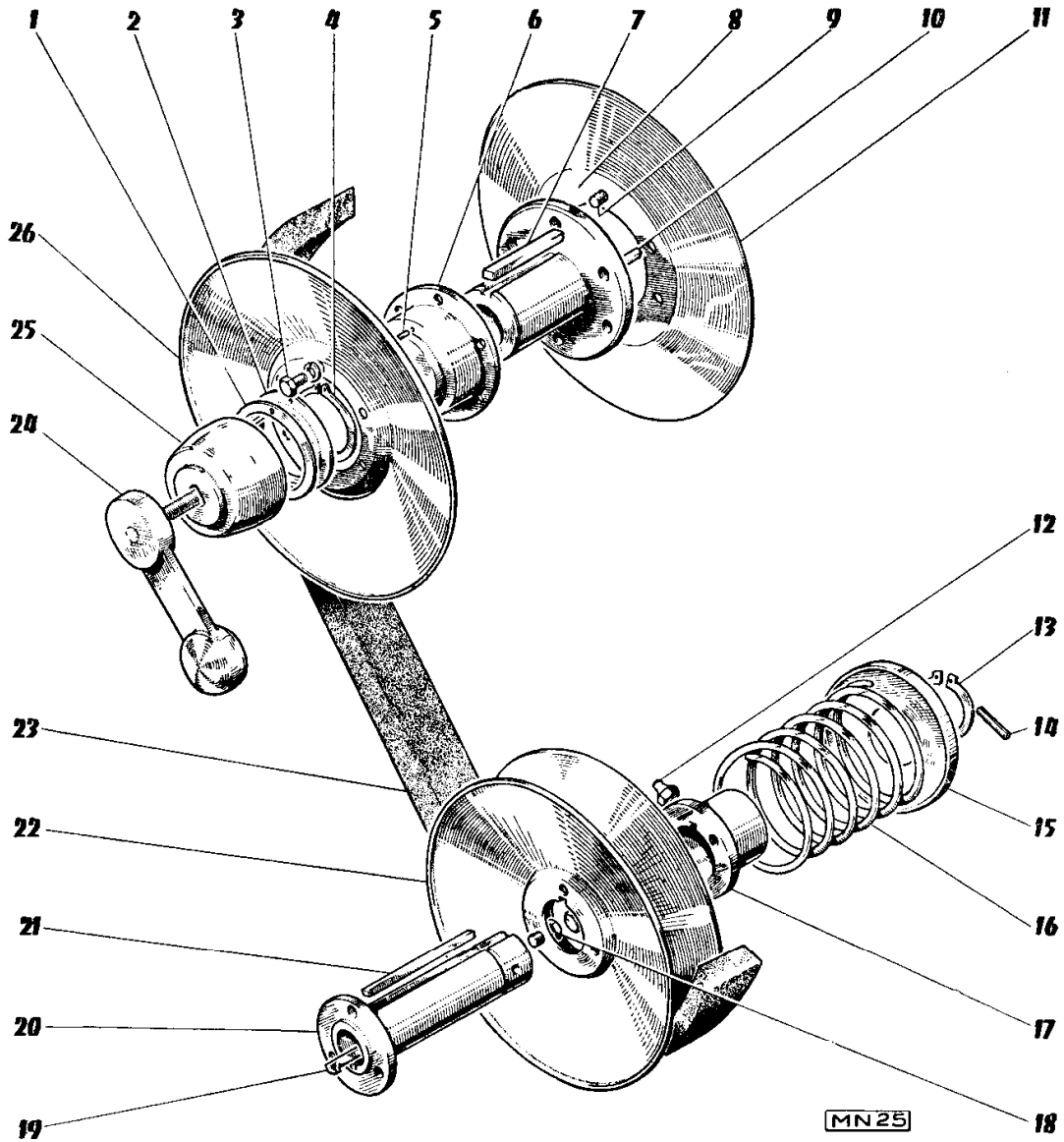
REEL CONTROL AND ADJUSTMENT - 9',6" AND 12' TABLES

Item	Part Number	Qty	Description	Comments
36	603733M1	6	Clevis Pin	
37	603732M1	6	Roller	
38	603578M91	1	Bearing Carrier	INCL. REF. 32 AND 38
39	603626M91	2	Stem	
	49446X	2	Nut	
40	603623M1	1	Tensioner	
41	603833M1	1	Union	
42	603976M91	1	Tube	
43	603980M91	1	Tube	Right Hand FOR TABLE 9',6"
	603984M91	1	Tube	Right Hand FOR TABLE 12'
44	603569M91	1	Shaft	FOR TABLE 9',6"
	603566M91	1	Shaft	FOR TABLE 12'
45	603742M1	1	Wheel	
46	603739M1	1	Pin	
47	357306X1	4	Bolt Unf	
	353446X1	4	Lock Washer	
	357556X1	4	Nut	
48	353690X1	8	Screw Unc	
	353434X1	1	Lock Washer	
49	MP1056	1	Grease Nipple	
50	603587M91	1	Housing	Right Hand
51	603744M2	2	Support	
52	603614M91	2	Bearing	
53	603829M1	2	Plate	
54	330418X1	1	Pin	
55	603563M91	1	Arm	Right Hand

VARIATEUR DE VITESSE DU RABATTEUR

REEL SPEED VARIATOR

Tables 2,85 m et 3,60 m
9½' and 12' tables



Buy Now



Our support email:

ebooklibonline@outlook.com