



Service Repair Manual

Models

CP-533D and CS-533D
Vibratory Compactor

Product: VIBRATORY COMPACTOR

Model: CS-533D VIBRATORY COMPACTOR 5CZ

Configuration: CP-533D CS-533D Vibratory Compactor 5CZ00001-UP (MACHINE) POWERED BY 3116 Engine

Disassembly and Assembly

446 and 446B Backhoe Loaders, Lexion 450 Combine, 3114 and 3116 Engines, IT18F Integrated Toolcarrier, D6M Track-Type Tractor and 928F, 950F and 950G Wheel Loaders

Media Number -SEN3611-18

Publication Date -01/05/2009

Date Updated -27/05/2009

i01930088

Valve Mechanism Cover - Remove and Install

SMCS - 1107-010

Removal Procedure

Table 1

Required Tools			
Tool	Part Number	Part Description	Qty
A	138-8440	Component Cleaner	1

NOTICE

Keep all parts clean from contaminants.

Contaminants may cause rapid wear and shortened component life.

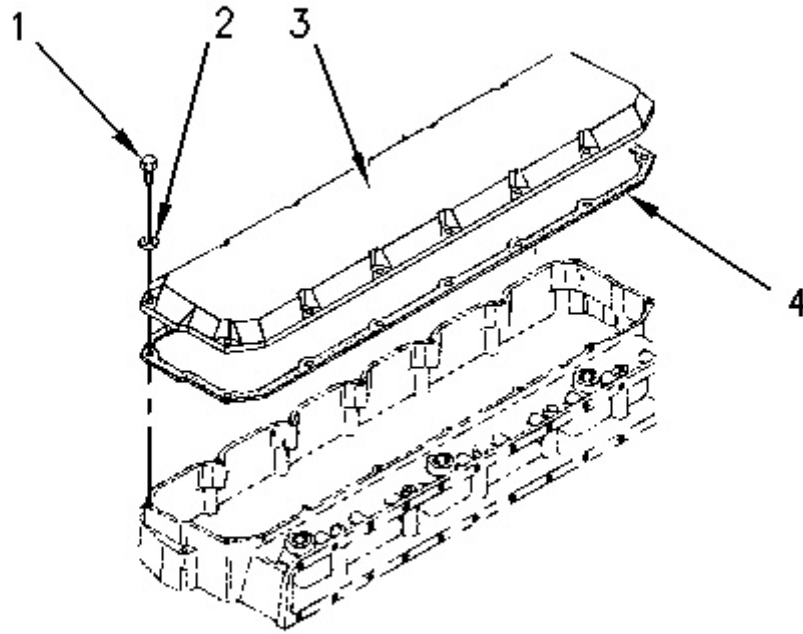


Illustration 1

g00886209

1. Remove engine oil filler cap (if equipped).
2. Remove bolts (1) and washers (2) from valve mechanism cover (3).
3. Remove valve mechanism cover (3) and gasket (4).
4. Clean valve mechanism cover (3) with Tooling (A).

Installation Procedure

Table 2

Required Tools			
Tool	Part Number	Part Description	Qty
B	154-8874	Adhesive Kit	1

NOTICE

Keep all parts clean from contaminants.

Contaminants may cause rapid wear and shortened component life.

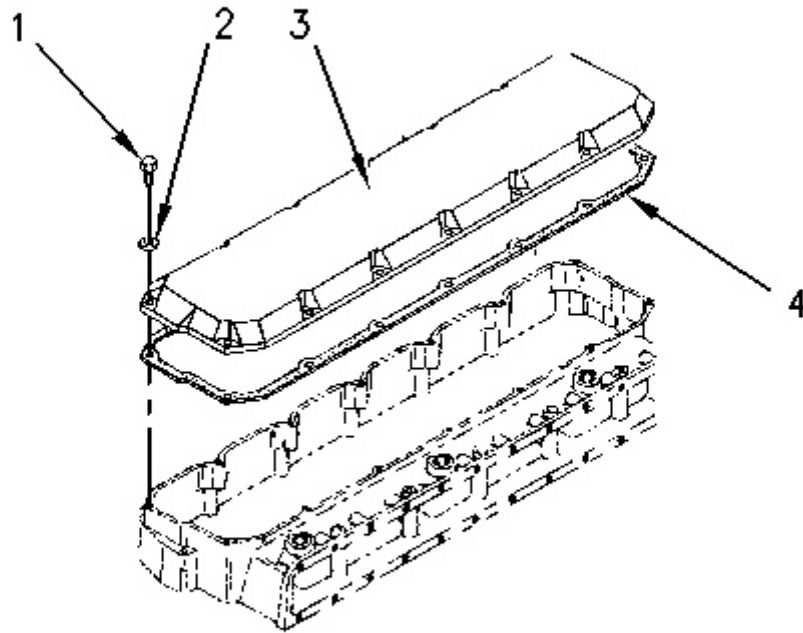


Illustration 2

g00886209

Note: For later valve cover gaskets which have a rubber bead on one side, no adhesive is required. The gasket is designed to be installed dry.

1. Apply adhesive to valve mechanism cover (3) with Tooling (B).
 2. Install new gasket (4) and valve mechanism cover (3).
 3. Install washers (2) and bolts (1).
-

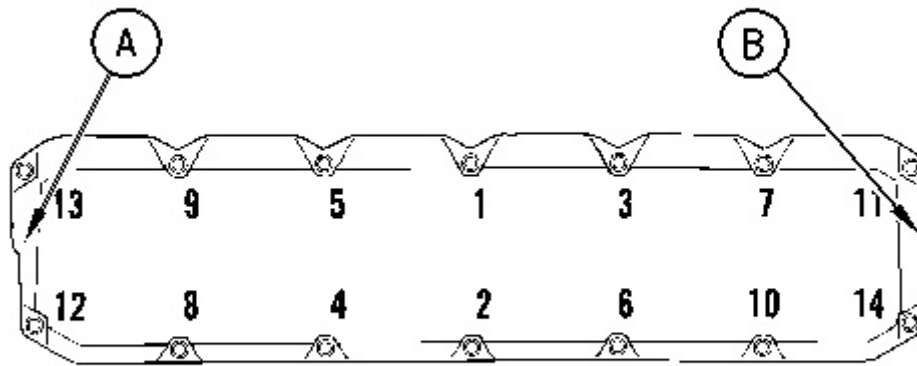


Illustration 3

g00611545

Tightening sequence for the engine valve covers

(A) Rear

(B) Front

4. Tighten the bolts in sequence to a torque of $12 \pm 3 \text{ N}\cdot\text{m}$ ($106 \pm 27 \text{ lb in}$).
5. Install engine oil filler cap (if equipped).

Thank you so much for reading.
Please click the “Buy Now!”
button below to download the
complete manual.



After you pay.

You can download the most
perfect and complete manual in
the world immediately.

Our support email:

ebooklibonline@outlook.com