

Models 75 and 95 Tractor Spreader

Operators Manual

D-1961

Reprinted

CASE III






THIS SAFETY ALERT SYMBOL INDICATES IMPORTANT SAFETY MESSAGES IN THIS MANUAL. WHEN YOU SEE THIS SYMBOL, CAREFULLY READ THE MESSAGE THAT FOLLOWS AND BE ALERT TO THE POSSIBILITY OF PERSONAL INJURY OR DEATH.

M171B

If Safety Decals on this machine use the words **Danger, Warning or Caution**, which are defined as follows:

- **DANGER:** Indicates an immediate hazardous situation which if not avoided, will result in death or serious injury. The color associated with Danger is RED.
- **WARNING:** Indicates an potentially hazardous situation which if not avoided, will result in serious injury. The color associated with Warning is ORANGE.
- **CAUTION:** Indicates an potentially hazardous situation which if not avoided, may result in minor or moderate injury. It may also be used to alert against unsafe practices. The color associated with Caution is YELLOW.

If Safety Decals on this machine are ISO two panel Pictorial, decals are defined as follows:

- The first panel indicates the nature of the hazard.
- The second panel indicates the appropriate avoidance of the hazard.
- Background color is YELLOW.
- Prohibition symbols such as   and  if used, are RED.



WARNING

IMPROPER OPERATION OF THIS MACHINE CAN CAUSE INJURY OR DEATH. BEFORE USING THIS MACHINE, MAKE CERTAIN THAT EVERY OPERATOR:

- Is instructed in safe and proper use of the machine.
- Reads and understands the Manual(s) pertaining to the machine.
- Reads and understands ALL Safety Decals on the machine.
- Clears the area of other persons.
- Learns and practices safe use of machine controls in a safe, clear area before operating this machine on a job site.

It is your responsibility to observe pertinent laws and regulations and follow Case Corporation instructions on machine operation and maintenance.

Operator's Instruction Manual

CASE



TRACTOR SPREADER

MODELS 75 AND 95

First Edition

J. I. Case Co.

RACINE, WISCONSIN - U.S.A.





be careful . . . avoid accidents

TO PURCHASERS OF CASE SPREADERS

Congratulations on your purchase of a CASE Spreader and welcome to the ever-increasing number of satisfied CASE owners.

The dependability and economical performance of your new CASE Spreader will prove that you were wise in making this choice.

The organization back of your Spreader has been building quality farm equipment for more than a century. Your CASE Spreader was built in one of the largest and best equipped plants in the world. In this factory, quality materials, precision machinery, high grade workmanship, thorough inspection and complete testing equipment are combined to give you the best in performance and economical operation.

The care which you give your Spreader will have a great deal to do with the service and satisfaction you get from it. By observing the precautions and suggestions in this manual, your CASE Spreader will serve you well for many years. Make this manual your guide. Should you need information not covered here, or should your Spreader require special servicing, contact your CASE Dealer. He has trained men who are kept informed on the best methods of servicing CASE Farming Equipment in the field or in his shop.

When it becomes necessary, after long use, to replace certain parts on your Spreader, be sure to use only genuine CASE parts, thus insuring proper fit and continuous good service. These may be obtained from your CASE Dealer. It is always helpful to provide him with the Model of your Spreader in addition to a description and part number, if available, of the parts required.

INTRODUCTION

The CASE Numbers 75 and 95 Manure Spreaders are designed in size, shape, capacity, weight and maneuverability to handle the daily manure hauling requirements of medium (75 spreader) or large (95 spreader) dairy farms.

CONVENIENT SIZES:

The 95 bushel capacity of the Number 95 Spreader is adequate for large farms and will enable the operator to handle a large amount of manure in fewer trips. The Number 75 Spreader has a 75 bushel capacity and is suitable for medium size dairy farms.

ADJUSTABLE CONTROL LEVERS:

The two control levers are easily adjusted for height and length. One is for engaging and disengaging the unloading drive and the other regulates the rate of spreading. Another short lever on the hitch will unlatch the sliding hitch.

CONSTRUCTION FEATURES:

The axle, beaters and wide spread turn on roller bearings to give long service. The axle is carried on five bearings - one being located at the center to prevent sagging under heavy loads.

The beaters have three heads to give added strength to the tooth bars. Beater teeth are knife-like blades that thoroughly cut and shred coarse manure. The wide spread paddles are one piece, properly spaced and angled to give a wide, even spread.

A-13864






Figure 1. Model 95 Spreader - Left Hand Side



A-13866

Figure 2. Model 95 Spreader - Right Hand Side



A-14705

Figure 3. Model 75 Spreader - Left Hand Side

Buy Now



Our support email:

ebooklibonline@outlook.com