

**JOHN DEERE**  
**AG & TURF DIVISION**

---

**John Deere Ultimate Series Tractors**  
**X700, X720, X724, X728, X729**  
**Ultimate Series**  
OMM164429 F1  
**OPERATOR'S MANUAL**



**JOHN DEERE**

**⚠ WARNING:** The Engine Exhaust from this product contains chemicals known to the State of California to cause cancer, birth defects or other reproductive harm.

California Proposition 65 Warning

North American Version  
Printed in U.S.A.

# Introduction

---

## Thank You for Purchasing a John Deere Product

We appreciate having you as a customer and wish you many years of safe and satisfied use of your machine.

## Using Your Operator's Manual

This manual is an important part of your machine and should remain with the machine when you sell it.

Reading your operator's manual will help you and others avoid personal injury or damage to the machine. Information given in this manual will provide the operator with the safest and most effective use of the machine. Knowing how to operate this machine safely and correctly will allow you to train others who may operate this machine.

If you have an attachment, use the safety and operating information in the attachment operator's manual along with the machine operator's manual to operate the attachment safely and correctly.

This manual and safety signs on your machine may also be available in other languages (see your authorized dealer to order).

Sections in your operator's manual are placed in a specific order to help you understand all the safety messages and learn the controls so you can operate this machine safely. You can also use this manual to answer any specific operating or servicing questions. A convenient index located at the end of this book will help you to find needed information quickly.

The machine shown in this manual may differ slightly from your machine, but will be similar enough to help you understand our instructions.

RIGHT-HAND and LEFT-HAND sides are determined by facing in the direction the machine will travel when going forward. When you see a broken line (-----), the item referred to is hidden from view.

Before delivering this machine, your dealer performed a predelivery inspection to ensure best performance.

## Special Messages

Your manual contains special messages to bring attention to potential safety concerns, machine damage as well as helpful operating and servicing information. Please read all the information carefully to avoid injury and machine damage.



**CAUTION: Avoid injury! This symbol and text highlight potential hazards or death to the operator or bystanders that may occur if the hazards or procedures are ignored.**

**IMPORTANT: Avoid damage! This text is used to tell the operator of actions or conditions that might result in damage to the machine.**

***NOTE: General information is given throughout the manual that may help the operator in the operation or service of the machine.***

## Attachments for Your Machine

There's a John Deere attachment or kit to make your new machine perform more tasks or be more versatile, whether your machine is a lawn tractor or compact utility tractor or a utility vehicle.

You can check out the entire line of attachments for your machine at [JohnDeere.com](http://JohnDeere.com) or ask your John Deere dealer. From aerators to electric lift kits to tillers, there's a John Deere attachment or kit to fill every need.

# Product Identification

---

## Record Identification Numbers

Ultimate™ Series Tractors

X700, X720, X724, X728, X729 PIN (070001-)

If you need to contact an Authorized Service Center for information on servicing, always provide the product model and serial number.

You will need to locate the model and serial number for the machine and for the engine of your machine and record the information in the spaces provided below.

DATE OF PURCHASE:


\_\_\_\_\_

DEALER NAME:

\_\_\_\_\_

DEALER PHONE:


\_\_\_\_\_



MX13553

PRODUCT IDENTIFICATION NUMBER (A):

-----



MX35710

ENGINE SERIAL NUMBER (B):

-----

# Table of Contents

---

Safety Labels .....	1
Safety .....	7
Machine Cleanout.....	13
Operating - Controls .....	15
Operating.....	16
Replacement Parts .....	38
Service Intervals .....	39
Service Lubrication.....	40
Service Engine .....	42
Service Transmission.....	53
Service Electrical.....	56
Service Miscellaneous.....	60
Troubleshooting .....	65
Storage .....	69
Specifications .....	71
Warranty .....	75
Index.....	77

Original Instruction

All information, illustrations and specifications in this manual are based on the latest information at the time of publication. The right is reserved to make changes at any time without notice.

COPYRIGHT© 2011

Deere & Co.

John Deere Ag & Turf Division

All rights reserved

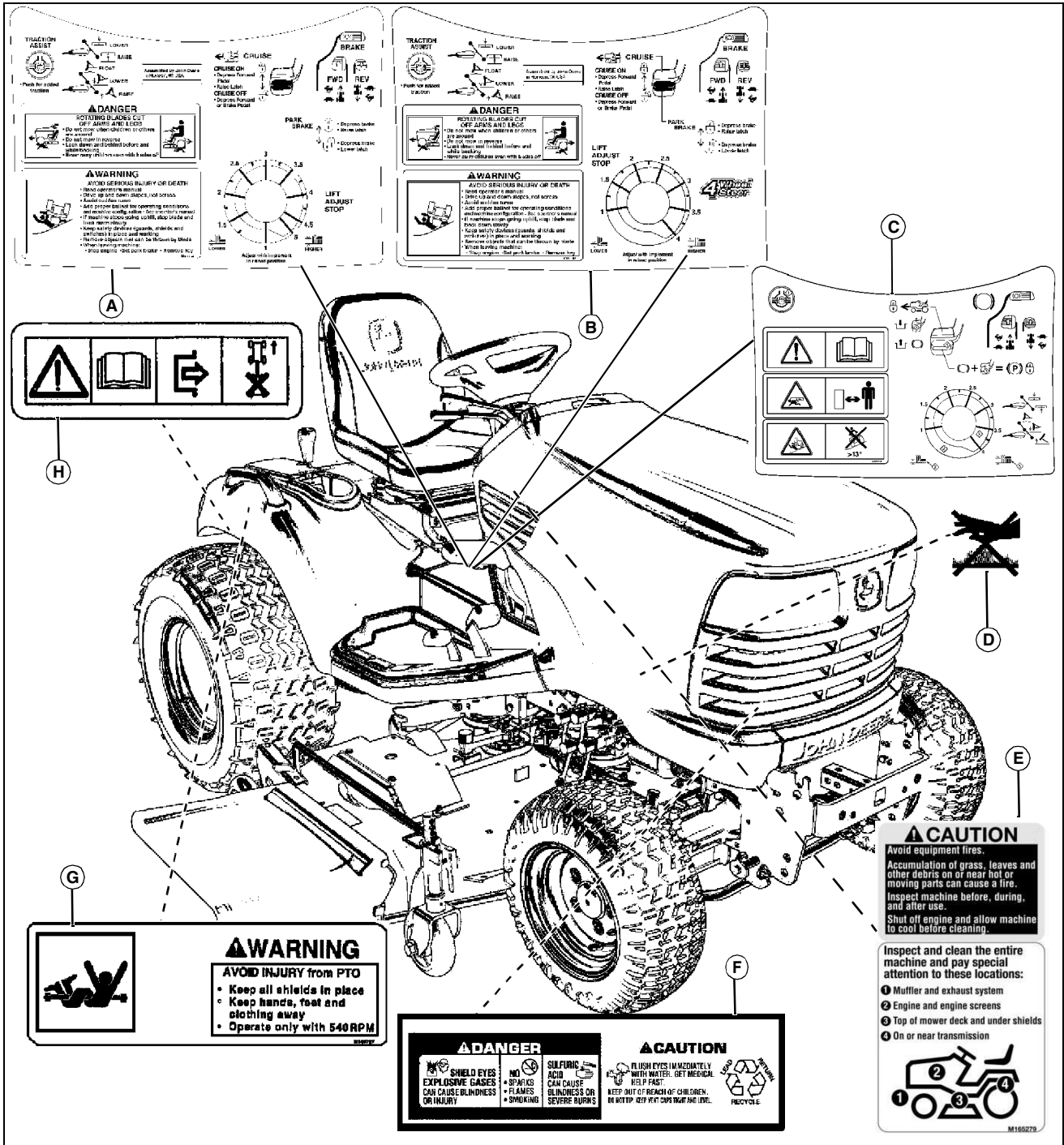
Previous Editions

COPYRIGHT© 2005, 2006, 2007, 2008,  
2009, 2010

OMM164429 F1 - English

# Safety Labels

## Safety Label Location



MX41156

E - CAUTION M165279

Picture Note: Use label number listed in table below to locate complete text of safety label message following this illustration.

F - DANGER M128699 (ON BATTERY)

A - DANGER M161153 (X700, X720 and X728 only)

G - WARNING M146727

B - DANGER M161152 (X724 and 729 only)

H - WARNING M123057

C - DANGER M160726 (No Text)

D - CAUTION (MOLDED INTO MUFFLER)

Thank you so much for reading.  
Please click the “Buy Now!”  
button below to download the  
complete manual.



After you pay.

You can download the most  
perfect and complete manual in  
the world immediately.

Our support email:

[ebooklibonline@outlook.com](mailto:ebooklibonline@outlook.com)