

JOHN DEERE
AG & TURF DIVISION

Material Collection System (MCS)
600 Liter High Dump

OMTCU31163 J1

OPERATOR'S MANUAL



JOHN DEERE

Original Instruction

All information, illustrations and specifications in this manual are based on the latest information at the time of publication. The right is reserved to make changes at any time without notice.

COPYRIGHT© 2011
Deere & Co.

John Deere Ag & Turf Division
All rights reserved
Previous Editions
COPYRIGHT©

North American Version
Printed in U.S.A.

Introduction

Table of Contents

Introduction.....	1
Product Identification.....	1
Safety Labels.....	2
Safety.....	4
Assembly.....	6
Preparing Vehicle.....	7
Installing.....	11
Removing and Storing.....	18
Operating.....	20
Service Intervals.....	21
Service Lubrication.....	22
Service.....	22
Troubleshooting.....	24
Specifications.....	25
Getting Quality Service.....	25

Introduction

Using Your Operator's Manual

Read this entire operator's manual, especially the safety information, before operating.

This manual is an important part of your machine. Keep all manuals in a convenient location so they can be accessed easily.

Use the safety and operating information in the attachment operator's manual, along with the machine operator's manual, to operate and service the attachment safely and correctly.

If your attachment manual has a section called Preparing the Machine, it means that you will have to do something to your tractor or vehicle before you can install the attachment. The Assembly and Installation sections of this manual provide information to assemble and install the attachment to your tractor or vehicle. Use the Service section to make any needed adjustments and routine service to your attachment.

If you have any questions or concerns with the assembly, installation, or operation of this attachment, see your local John Deere dealer or call the John Deere Customer Contact Center at 1-800-537-8233 for assistance.

Warranty information on this John Deere attachment can be found in the warranty that came with your John Deere tractor or vehicle.

Product Identification

Product Compatibility

The 600 Liter High Dump Material Collection System is compatible with the 1420, 1435, 1445 4WD models and the 1565 Front Mower.

Record Identification Numbers

600 Liter High Dump Material Collection System

Serial No. (150001 -)

If you need to contact an Authorized Service Center for information on servicing, always provide the product model and serial number.

You will need to locate the model and serial number for the attachment and record the information in the spaces provided below.

DATE OF PURCHASE:

DEALER NAME:

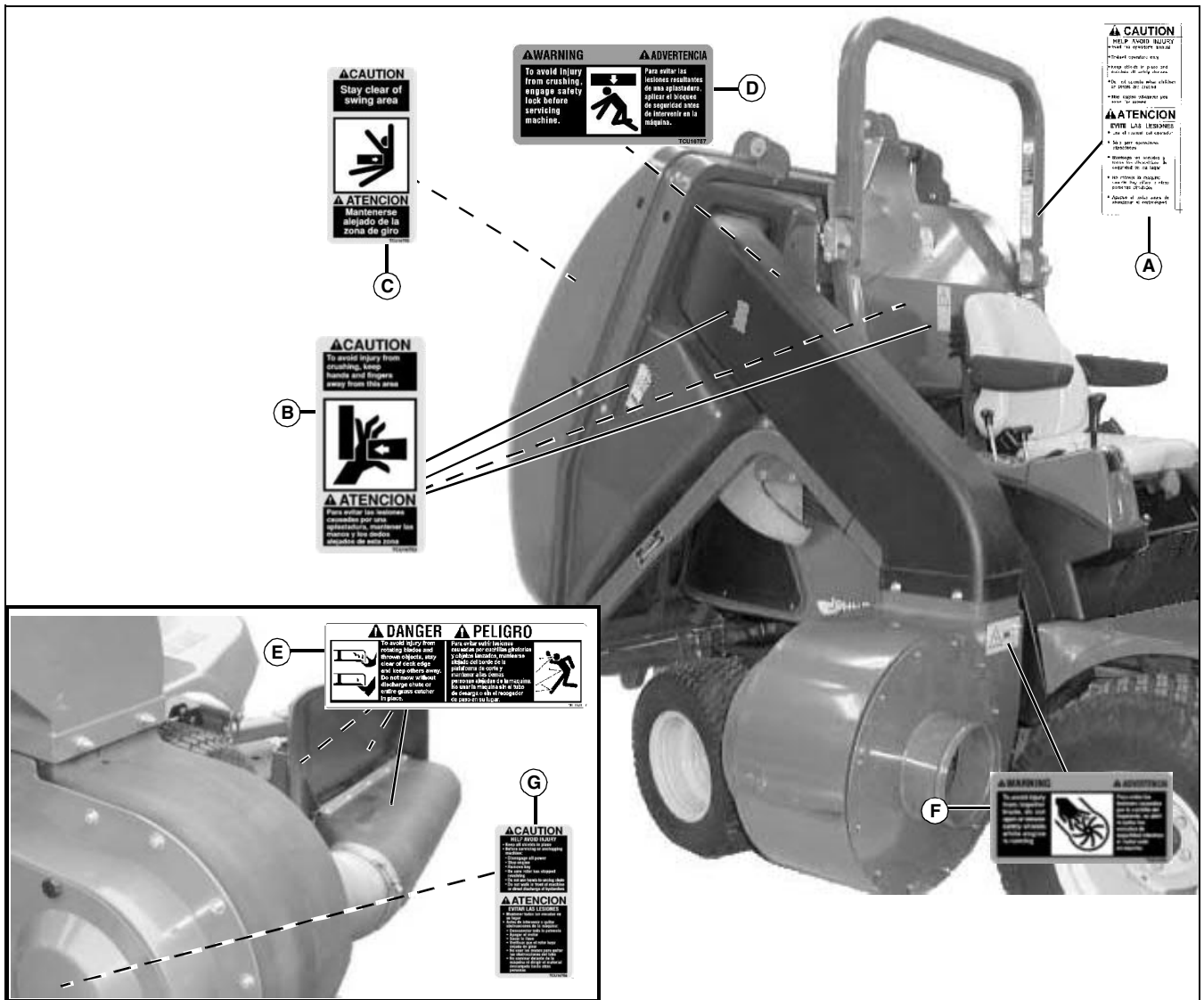
DEALER PHONE:

PRODUCT SERIAL NUMBER (A):

Safety Labels

Safety Labels

Safety Label Location



MX13191, MX15607

- A- MT7235 - Warning - Operator's Manual
- B- TCU16753 - Avoid Injury from Crushing
- C- TCU16755 - Avoid Injury from Crushing
- D- TCU16757 - Avoid Injury from Crushing
- E- M131748 - Avoid Injury from Rotating Blades and Thrown Objects
- F- TCU16754 - Avoid Injury from Rotating Blades
- G- TCU16756- Take Proper Safety Precautions



Understanding The Machine Safety Labels

The machine safety labels shown in this section are placed in important areas on your machine to draw attention to potential safety hazards.

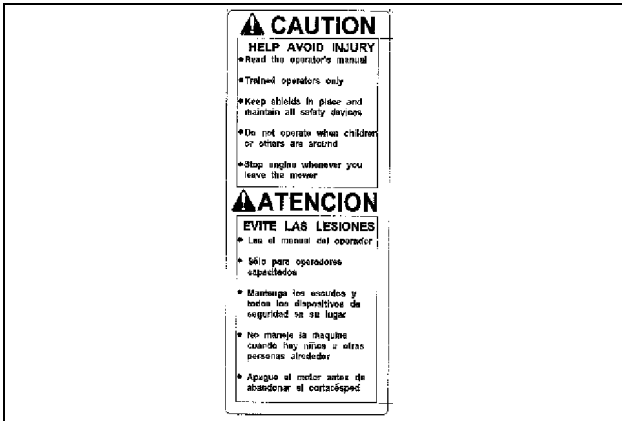
On your machine safety labels, the words DANGER, WARNING, and CAUTION are used with this safety-alert symbol. DANGER identifies the most serious hazards.

The operator's manual also explains any potential safety hazards whenever necessary in special safety messages that are identified with the word, CAUTION, and the safety-alert symbol.

There can be additional safety information contained on parts and components sourced from suppliers that is not reproduced in this operator's manual.

Safety Labels

CAUTION - MT7235



MT7235

- Read the operator's manual.
- Trained operators only.
- Keep shields in place and maintain all safety devices.
- Do not operate when children or others are around.
- Stop engine whenever you leave the mower.

CAUTION - HELP AVOID INJURY - TCU16756



TCU16756

- Keep all shields in place.
- Before servicing or unlogging machine:
 - Disengage all power.
 - Stop engine.
 - Remove key.
 - Be sure rotor has stopped revolving.
 - Do not use hands to unlog chute.
 - Do not walk in front of machine or direct discharge at bystanders.

CAUTION - TCU16753



TCU16753

- To avoid injury from crushing, keep hands and fingers away from this area.

WARNING - TCU16757



TCU16757

- To avoid injury from crushing, engage safety lock before servicing machine.

Safety

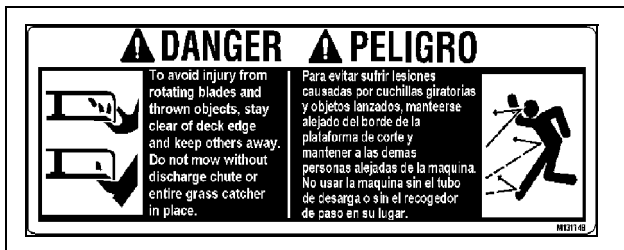
CAUTION - TCU16755



TCU16755

- Stay clear of swing area.

DANGER - M131748



M131748

To avoid injury from rotating blades and thrown objects, stay clear of deck edge and keep others away.

Do not mow without discharge chute or entire grass catcher in place.

Safety

Read Safety in Machine Operator's Manual

Read the general safety operating precautions in your machine operator's manual for additional safety information.

Operating Safely

Read, understand and follow all instructions in this attachment manual, the machine operator's manual and safety signs on equipment before starting.

Use proper front ballast. Remove ballast when the material collection system is removed.

Hopper extends beyond machine. Be aware of surrounding objects when making short turns.

Do not operate material collection system unless entire grass catcher is fastened in place with hopper securely installed.

Do not let anyone ride on the mower or material collection system. Riders are subject to injury such as being struck by foreign objects or being thrown off. Riders may obstruct the operator's view and cause a collision.

Before hopper removal or installation:

- Stop mower.
- Disengage mower or PTO.
- Stop engine and remove key.
- Wait for engine and all moving parts to stop before leaving the operator seat.

Before backing up machine:

- Stop machine.
- Look behind hopper for children.
- Keep bystanders away when unloading material collection system.

Operate safely on slopes:

- Empty MCS when half full.
- Do not operate on steep slopes.
- Before turning, slow down.
- Avoid sudden starts and stops.
- Do not park machine with material collection system on slopes.

Hose Maintenance:

- Hose is subject to wear and deterioration.
- Check hose frequently; replace when necessary.
- Use John Deere hose or equivalent to comply with safety specifications.

Parking Safely

1. Stop machine on a level surface, not on a slope.
2. Disengage mower blades or any other attachments.
3. Lower attachments to the ground.
4. Lock the park brake.
5. Stop the engine.
6. Remove the key.
7. Wait for engine and all moving parts to stop before you leave the operator's seat.
8. Close fuel shut-off valve, if your machine is equipped.

Thank you so much for reading.
Please click the “Buy Now!”
button below to download the
complete manual.



After you pay.

You can download the most
perfect and complete manual in
the world immediately.

Our support email:

ebooklibonline@outlook.com