


Hydraulic Dump Material Collection System (MCS) For 4200, 4300 and 4400 Tractors

Serial No. (010001 -)



OPERATOR'S MANUAL

John Deere
Worldwide Commercial And
Consumer Equipment Division
OMM139550 E9

North American
Litho in U.S.A.
English

INTRODUCTION

THANK YOU for purchasing a John Deere product.

Read this manual thoroughly. Failure to do so could result in personal injury or equipment damage.

This manual should be considered a permanent part of your machine and should remain with the machine when you sell it.

Measurements in this manual are metric units and their U.S. customary equivalents. RIGHT-HAND and LEFT-HAND sides are determined by facing in the direction the machine will travel when going forward. When you see a broken line arrow (--->), it indicates the part it is pointing to is hidden.

Record identification numbers below. Be sure to record all the numbers to help in tracing the machine if it is stolen. You also need to give these numbers to your dealer when you order parts.



DATE OF PURCHASE:

DEALER NAME:

DEALER PHONE:

PRODUCT IDENTIFICATION NUMBER (A):




TABLE OF CONTENTS

Safety Signs	1
Installing	3
Removing	7
Operating	10
Service Machine Safely	18
Service	20
Troubleshooting	23
Storing Machine	25
Assembly	26
Specifications	41
Index	42
John Deere Service Literature	45

All information, illustrations and specifications in this manual are based on the latest information at the time of publication. The right is reserved to make changes at any time without notice.

COPYRIGHT© 1999
Deere & Co.
John Deere Worldwide Commercial and
Consumer Equipment Division
Horicon, WI
All rights reserved


OMM139550 E9

SAFETY SIGNS

Safety-Alert Symbol

Read and recognize safety information. Be alert to the potential for personal injury when you see this safety-alert symbol.


On your machine safety labels, the words DANGER, WARNING, and CAUTION are used with this safety-alert symbol. DANGER identifies the most serious hazards. In this manual, the word CAUTION and this symbol call attention to safety messages.



Machine Safety Labels

WARNING

To avoid injury from thrown objects: DO NOT operate mower without chutes and hoses securely in place.



CAUTION

- Shut off blower and mower before dumping box.
- Catcher assembly is subject to wear and deterioration. Check condition frequently. Replace if necessary.
- Use a John Deere box or equivalent to comply with safety specifications.




SAFETY SIGNS

CAUTION

To avoid injury when raising, dumping or lowering box.

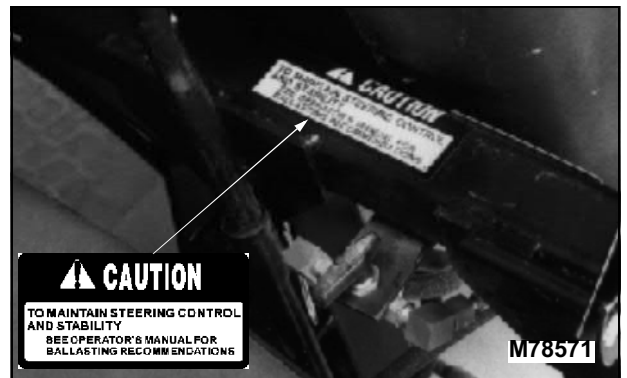
- Keep bystanders away and keep body parts out of path of box.
- Raise and dump box only on level surface.



CAUTION

To maintain steering control and stability.

See operator's manual for ballasting recommendations.



Thank you so much for reading.
Please click the “Buy Now!”
button below to download the
complete manual.



After you pay.

You can download the most
perfect and complete manual in
the world immediately.

Our support email:

ebooklibonline@outlook.com