

**375**  
**Skid-Steer Loader**  
(Serial No. 010001- )

**John Deere Horicon Works**  
**OMM79633 Issue F9**  
**(This manual replaces OM-M72239 Issue H6)**  
LITHO IN U.S.A.  
**ENGLISH**

# Introduction

THANK YOU for purchasing a John Deere product.

READ THIS MANUAL carefully to learn how to operate and service your machine correctly. Failure to do so could result in personal injury or equipment damage.

THIS MANUAL SHOULD BE CONSIDERED a permanent part of your machine and should remain with the machine when you sell it.

MEASUREMENTS in this manual are U.S. customary units and their metric equivalents.

RIGHT-HAND AND LEFT-HAND sides are determined by facing in the direction the implement will travel when going forward.

WRITE IDENTIFICATION NUMBERS in the Specifications section. Accurately record all the numbers to help in tracing the machine should it be stolen. Your dealer also needs these numbers when you order parts. If this manual is kept on the

machine, also file the identification numbers in a secure place off the machine.

WARRANTY is provided as part of John Deere's support program for customers who operate and maintain their equipment as described in this manual. The warranty is explained on the warranty certificate which you should have received from your dealer.

This warranty provides you the assurance that John Deere will back its products where defects appear within the warranty period. In some circumstances, John Deere also provides field improvements, often without charge to the customer, even if the product is out of warranty. Should the equipment be abused, or modified to change its performance beyond the original factory specifications, the warranty will become void and field improvements may be denied. Setting fuel delivery above specifications or otherwise overpowering machines will result in such action.

THE TIRE MANUFACTURER'S warranty supplied with your machine may not apply outside the U.S.



M40029 -UN-08JAN89

MX,IFC,79633 -19-30JAN89

# Contents

	Page
<b>Safety</b> .....	1
<b>Controls</b> .....	9
<b>Operating the Engine</b> .....	11
<b>Operating the Loader</b> .....	19
<b>Fuels and Lubricants</b> .....	30
<b>Troubleshooting</b> .....	34
<b>Service</b> .....	42
<b>Storage</b> .....	76
<b>Assembly</b> .....	78
<b>Specifications</b> .....	79
<b>Index</b>	

*All information, illustrations and specifications in this manual are based on the latest information available at the time of publication. The right is reserved to make changes at any time without notice.*

OMM79633 F9-19-06DEC89

COPYRIGHT© 1989  
DEERE & COMPANY  
Moline, Illinois  
All rights reserved  
A John Deere ILLUSTRATION™ Manual

# Safety

## RECOGNIZE SAFETY INFORMATION

This is the safety-alert symbol. When you see this symbol on your machine or in this manual, be alert to the potential for personal injury.

Follow recommended precautions and safe operating practices.



O53,ALERT -19-16JUN87

T81389 -UN-07DEC68

## UNDERSTAND SIGNAL WORDS

A signal word—DANGER, WARNING, or CAUTION—is used with the safety-alert symbol. DANGER identifies the most serious hazards.

Safety signs with signal word DANGER or WARNING are typically near specific hazards.

General precautions are listed on CAUTION safety signs. CAUTION also calls attention to safety messages in this manual.



O53,SIGNAL -19-07OCT85

-19-30SEP88


TS187

## FOLLOW SAFETY INSTRUCTIONS

Carefully read all safety messages in this manual and on your machine safety signs. Keep safety signs in good condition. Replace missing or damaged safety signs.

Learn how to operate the machine and how to use controls properly. Do not let anyone operate without instruction.

Keep your machine in proper working condition. Unauthorized modifications to the machine may impair the function and/or safety and affect machine life.



O53,READ -19-23APR87

-UN-23AUG88

TS201




## PROTECT CHILDREN

Keep children and others away when you operate machine.

Before you back up or turn, look behind and around skid steer loader for children.

Do not let children operate loader.

Do not let children ride on loader or any attachment.




MX,SACR,D -19-09SEP85

M61936 -UN-23FEB89

## KEEP RIDERS OFF MACHINE

Only allow the operator on the machine. Keep riders off.

Riders on machine are subject to injury such as being struck by foreign objects and being thrown off of the machine. Riders also obstruct the operator's view resulting in the machine being operated in an unsafe manner.



O53,RIDER -19-03MAY88

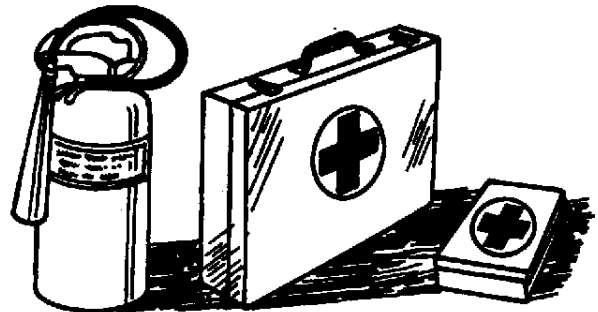
TS290 -UN-23AUG88

## PREPARE FOR EMERGENCIES

Be prepared if a fire starts.

Keep a first aid kit and fire extinguisher handy.

Keep emergency numbers for doctors, ambulance service, hospital, and fire department near your telephone.



O53,FIRE2 -19-03MAR88


TS291 -UN-23AUG88

## WEAR PROTECTIVE CLOTHING

Wear close fitting clothing and safety equipment appropriate to the job.

Prolonged exposure to loud noise can cause impairment or loss of hearing.

Wear a suitable hearing protective device such as earmuffs or earplugs to protect against objectionable or uncomfortable loud noises.



O53,WEAR -19-23APR87

TS206 -UN-23AUG88

Thank you so much for reading.  
Please click the “Buy Now!”  
button below to download the  
complete manual.



After you pay.

You can download the most  
perfect and complete manual in  
the world immediately.

Our support email:

[ebooklibonline@outlook.com](mailto:ebooklibonline@outlook.com)