

12 AND 14 SERIES ROTARY HOES



JOHN DEERE

OPERATORS MANUAL 12 AND 14 SERIES ROTARY HOES

OMN159194 H8 English

OMN159194 H8

LITHO IN THE U.S.A.
ENGLISH





TO THE PURCHASER

This manual has been carefully prepared and illustrated, so that you may make the necessary adjustments for adapting your rotary hoe to work properly in practically all kinds of conditions.



If you should find that you require information not covered in this manual, consult your John Deere dealer. He will be glad to answer any question that may arise regarding the operation of your rotary hoe. Your John Deere dealer has trained mechanics who are kept informed on the best service methods and will render you prompt service if needed.

Occasionally, your rotary hoe may need new parts to replace worn parts. If you will furnish your dealer the description and the information which should be recorded when the rotary hoe is delivered, he can give you prompt and efficient parts service.

Study this manual carefully. Keep it handy, in a safe place, for future reference.

Information concerning warranty on this rotary hoe appears on your copy of the delivery receipt which you should have received from your dealer when the rotary hoe was delivered to you.

LOCATION REFERENCE

Right-hand and left-hand reference is determined by standing at the rear of the rotary hoe and facing the direction of travel.

JOHN DEERE 12 AND 14 SERIES ROTARY HOES

MODEL _____


DATE
PURCHASED _____

(To be filled in by Purchaser)




CONTENTS

	Page
IDENTIFICATION VIEWS	1-6
SPECIFICATIONS	7
OPERATION	8-15
General	8
Rotary Hoe as Drawn Equipment.	8
Rotary Hoe as Integral Equipment.	8
Preparing the Rotary Hoe	8
Preparing the Tractor	8-10
Attaching to Tractor.	11-13
Detaching from 3-Point Hitch or Quik Coupler	13
Leveling.	13
Rockshaft Control Lever	14
Operating Speeds	14
Direction of Operation	14
Depth of Penetration.	14
Transporting.	15
Safety Suggestions	15
LUBRICATION	16
ASSEMBLY	17-31




N 19612

John Deere 14 Rotary Hoe with 44 4-section hitch

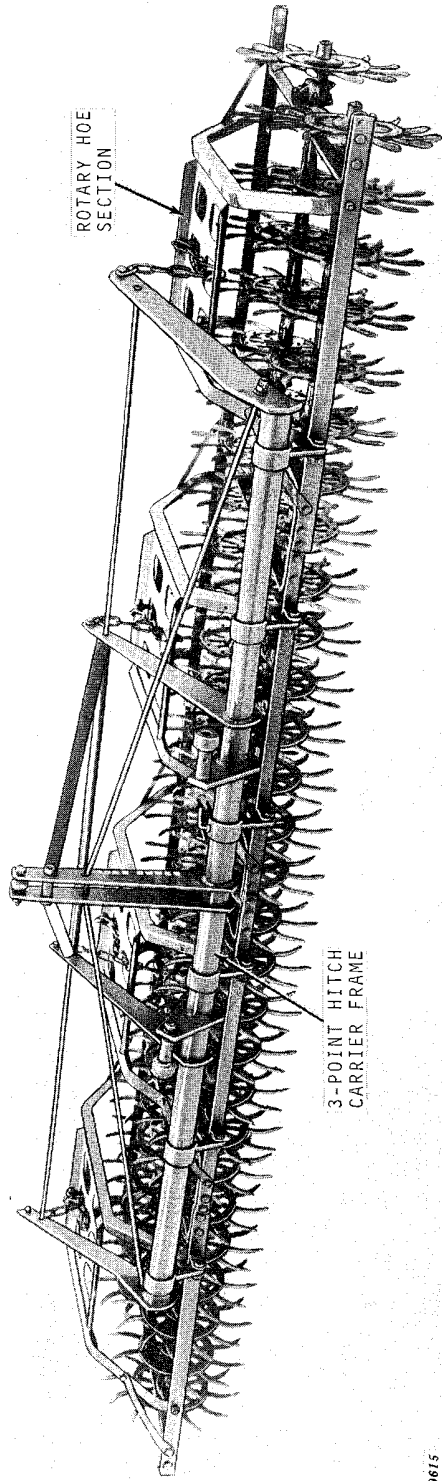


N 19613

John Deere 12 Rotary Hoe with 221 2-section hitch for tractors with category 1 3-point hitch

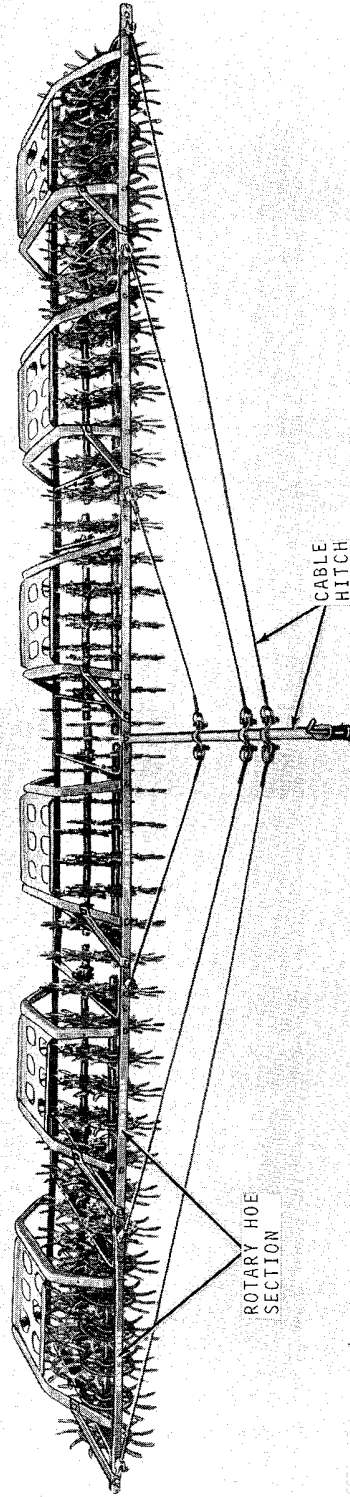


John Deere 12 Rotary Hoe with 232 3-section hitch for tractors with category 2 3-point hitch




N 19615

John Deere 12 Rotary Hoe with 242 4-section hitch for tractors with category 2 3-point hitch




N 19616

John Deere six-section 12 Rotary Hoe with hitch



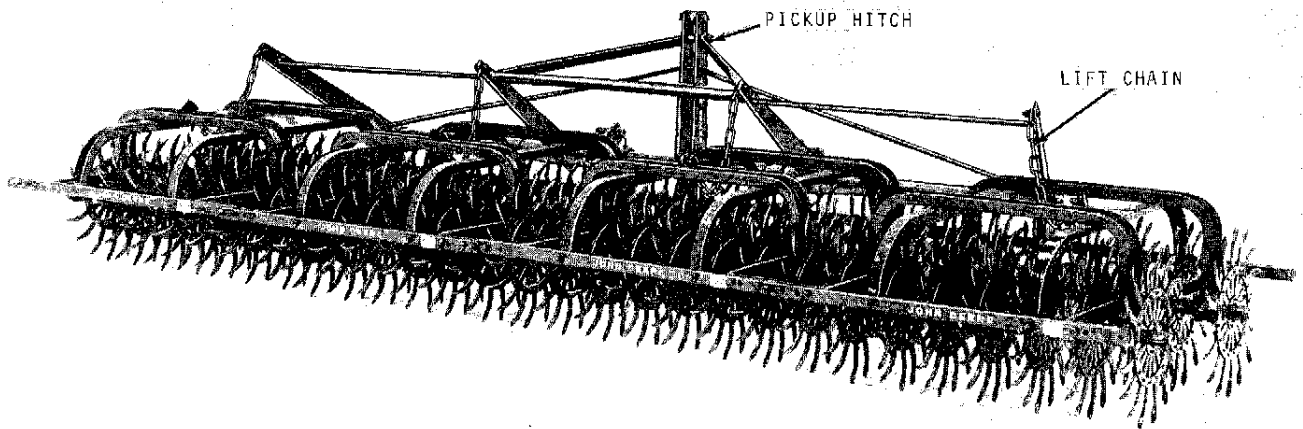
N 19617

John Deere 14 Rotary Hoe with 422 2-section hitch for tractors with category 2 3-point hitch



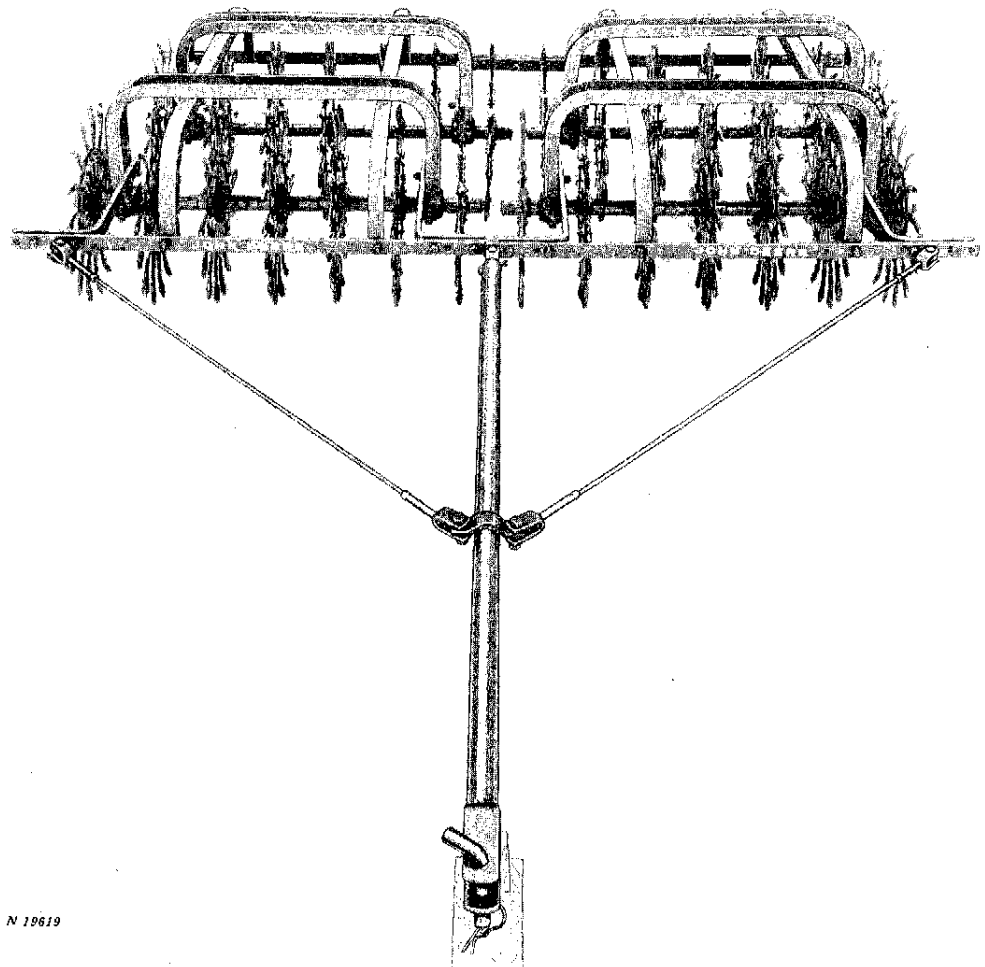
N19618

John Deere 14 Rotary Hoe with 432 3-section hitch for tractors with category 2 3-point hitch

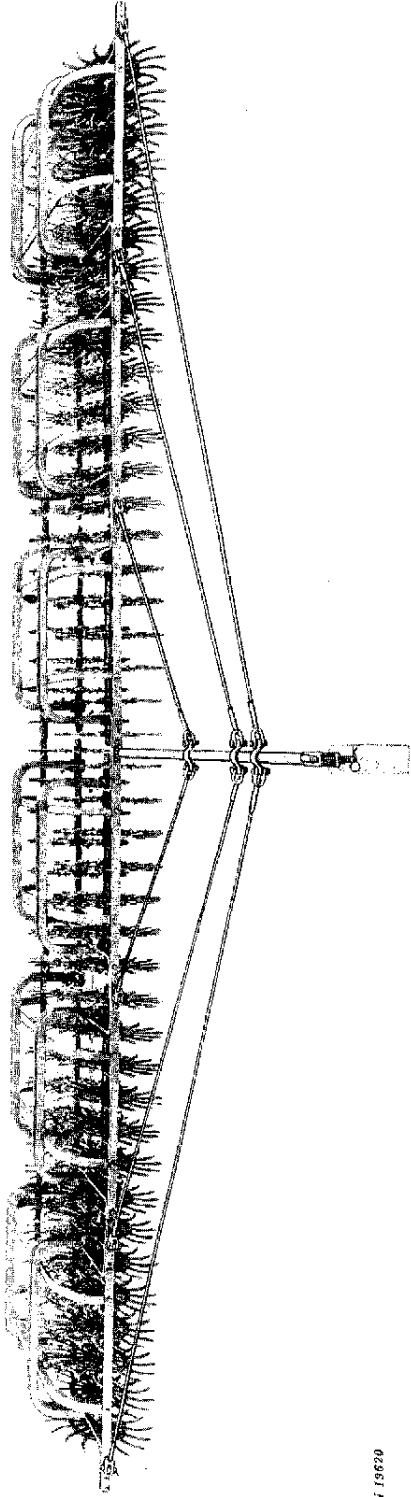


N 19611

John Deere 14 Rotary Hoe with 442 4-section hitch for tractors with category 2 3-point hitch

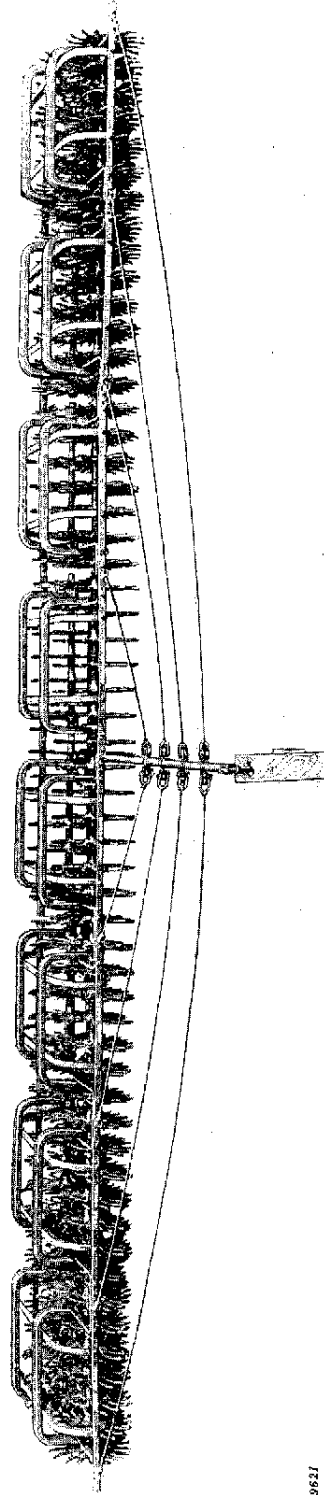


John Deere two-section 14 Rotary Hoe with hitch



N 19620

John Deere six-section 14 Rotary Hoe with hitch



N 19621

John Deere eight-section 14 Rotary Hoe with hitch



SPECIFICATIONS

Sections		
Description	12 Rotary Hoe	14 Rotary Hoe
Weight	250 pounds	332 Pounds
Width	3-1/2 feet	3-1/2 feet
Hoe Wheels	14	14*
Teeth per Wheel . .	12	16
Diameter of Wheel .	18 in.	20-1/2 in.
Width of Cut		
2 Sections	7 feet	7 feet
3 Sections	10-1/2 feet	10-1/2 feet
4 Sections	14 feet	14 feet-14
	15 feet-14N
6 Sections	21 feet	21 feet
8 Sections	28 feet	28 feet

Models - Integral Hoes			
Model	Hoe No.	Description No. of Sections	Hitch Category
221	12	2	1
222	12	2	2
231	12	3	1
232	12	3	2
242	12	4	2
421	14	2	1
422	14	2	2
432	14	3	2
442	14	4	2
...	14N	6	2
44	12 or 14	4	2

*14N hoe sections for six 30-inch rows have 16 hoe wheels per section and are used with 4-section hitch only.

Hitches For Drawn Rotary Hoes	
Sections	Type
2 Sections	Cable Hitch
3 Sections	Cable Hitch
4 Sections	Cable Hitch
6 Sections	Cable Hitch
8 Sections	Cable Hitch

Tractor and Hitches For 3-Point Hitch Rotary Hoes

John Deere Tractor	Hitch Category	Hitch Number for 12 Rotary Hoe			Hitch Number for 14 Rotary Hoe		
		No. of Sections			No. of Sections		
		2	3	4	2	3	4
40, 420, 430, 1010, 1020, or 820 RU	1	221	231	Not Used	421	Not Used	Not Used
1020	2	222	232	Not Used	422	Not Used	Not Used
50, 60, 70, 520, 530, 620, 630, 720, 730, 2010, 2020, 2510, 3010, 3020, 4010, or 4020	2 2	222	232	44 or 242	422	432	44 or 442

(Specifications and design subject to change without notice.)

Thank you so much for reading.
Please click the “Buy Now!”
button below to download the
complete manual.



After you pay.

You can download the most
perfect and complete manual in
the world immediately.

Our support email:

ebooklibonline@outlook.com