

**20, 21, 22, AND 23 SERIES
TWO-ROW CULTIVATORS
FOR 530, 630, 730, 520, 620,
720, 50, 60, 70, ROW-CROP
TRACTORS OR TRACTORS WITH
ADJUSTABLE FRONT AXLES**



JOHN DEERE


OPERATORS MANUAL

20, 21, 22, AND 23 SERIES TWO-ROW
CULTIVATORS FOR 530, 630, 730, 520, 620, 720,
50, 60, 70, ROW-CROP TRACTORS OR
TRACTORS WITH ADJUSTABLE FRONT AXLES

OMN441058 J8 English

OMN441058 J8

LITHO IN THE U.S.A.
ENGLISH



TO THE OWNER

This Operator's Manual has been carefully prepared and illustrated to provide the necessary information regarding installation, operation, and adjustments so that you may obtain maximum service and satisfaction from your new cultivator.

STUDY THIS MANUAL CAREFULLY AND KEEP IT IN A SAFE PLACE FOR FUTURE REFERENCE.



If you find that you require information not covered in this manual, consult your John Deere dealer. He will be glad to answer any question that may arise regarding the operation of your cultivator. Your John Deere dealer has trained mechanics who are kept informed on the best service methods and will render you prompt service if needed.

Occasionally, your cultivator may need new parts to replace worn parts. If you will furnish your dealer the description and the information which should be recorded at the bottom of this page when the cultivator is delivered, he can give you prompt and efficient parts service.

**JOHN DEERE 20 SERIES
TWO-ROW CULTIVATOR**

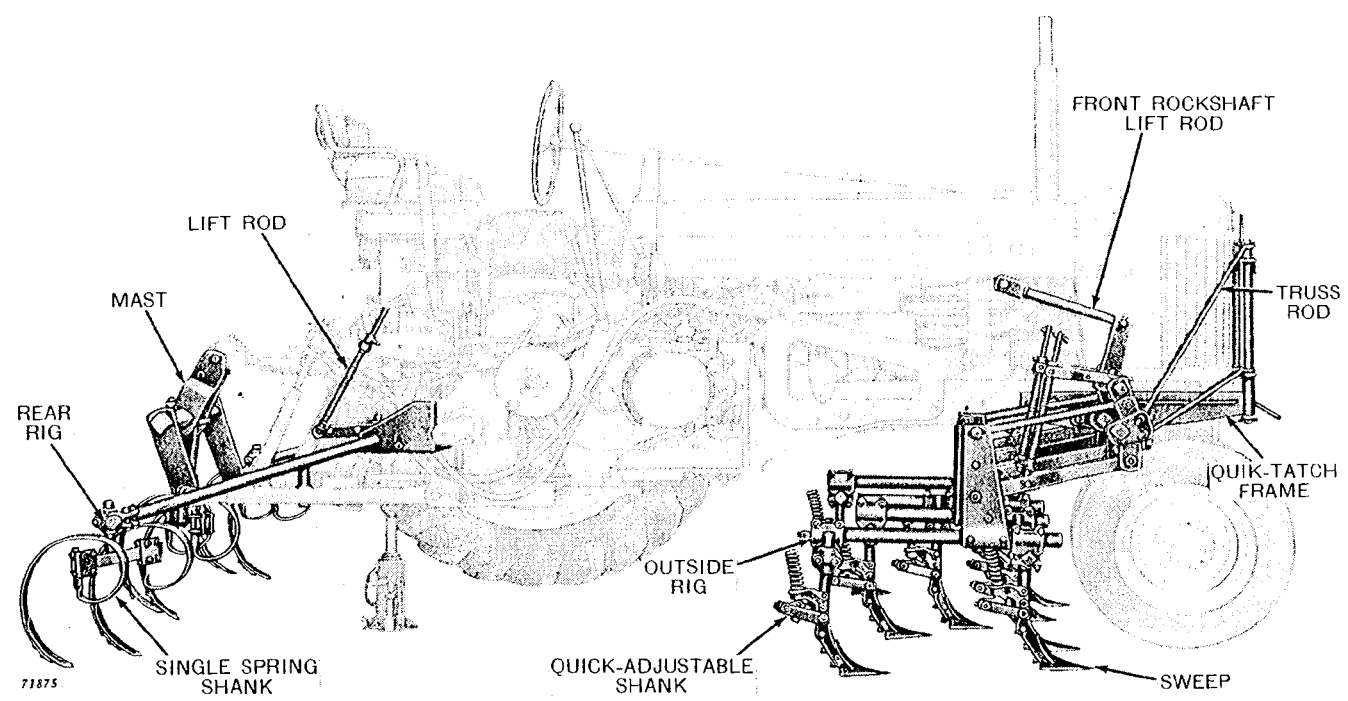
Cultivator

Date of Purchase **19**

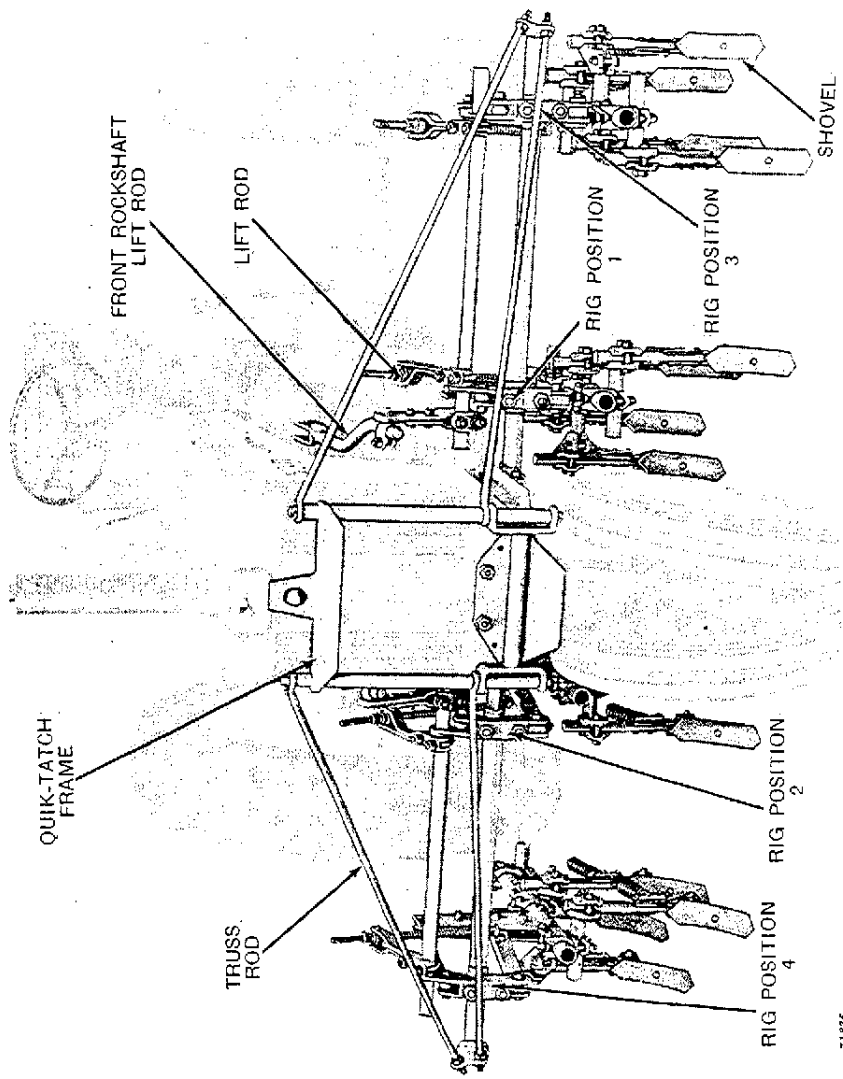
(To be filled in by Purchaser)

TABLE OF CONTENTS

	<i>Page</i>
CULTIVATOR IDENTIFICATION.....	2-5
SPECIFICATIONS	6-7
OPERATION.....	8-10
Tractors with Front-Mounted Rockshafts	8
Tractors Without Front-Mounted Rockshafts.....	9-10
Load-and-Depth Control.....	10
ADJUSTMENTS.....	11-14
Front Rig Depth Control.....	11
Rear Rig Depth Control.....	11
Adjusting Height of Front Rigs.....	12
Tilting Front Rigs.....	12
Adjusting Rig Clamp.....	12
Adjusting Crossarms.....	12
Leveling Shovels and Sweeps.....	13
Adjusting Shanks Vertically.....	13
Adjusting Tilt of Sweeps.....	13
Adjusting Spring Trips.....	14
Adjusting 23 Series Cultivator Disks.....	14
DETACHING CULTIVATOR FROM TRACTOR.....	15-16
ATTACHING CULTIVATOR TO TRACTOR.....	17-18
EXTRA EQUIPMENT.....	19-23
Disk Hillers.....	19
No. 1 Knife Attachment.....	19
Spread Bar.....	19
Spread Arch.....	19
Shields.....	20-22
No. 21 Spring-Tooth Attachment.....	22
Rotary Hoe Attachment.....	23
No. 1 Center Attachment.....	23
SWEEPS AND SHOVELS.....	24-32
High-Speed General-Purpose Sweeps.....	24
Rocket Sweeps.....	25
Fleetwing Sweeps.....	26
Zephyr Sweeps.....	27
Mixed-Land Sweeps.....	28
Solid Sweeps.....	28
Blackland Sweeps.....	29
General-Purpose Sweep.....	29
Double-Pointed Shovels.....	30-31
Single-Pointed Shovels (Spear Points).....	32
OVERHEAD VIEWS.....	33-36
LUBRICATION.....	37
SAFETY SUGGESTIONS.....	37

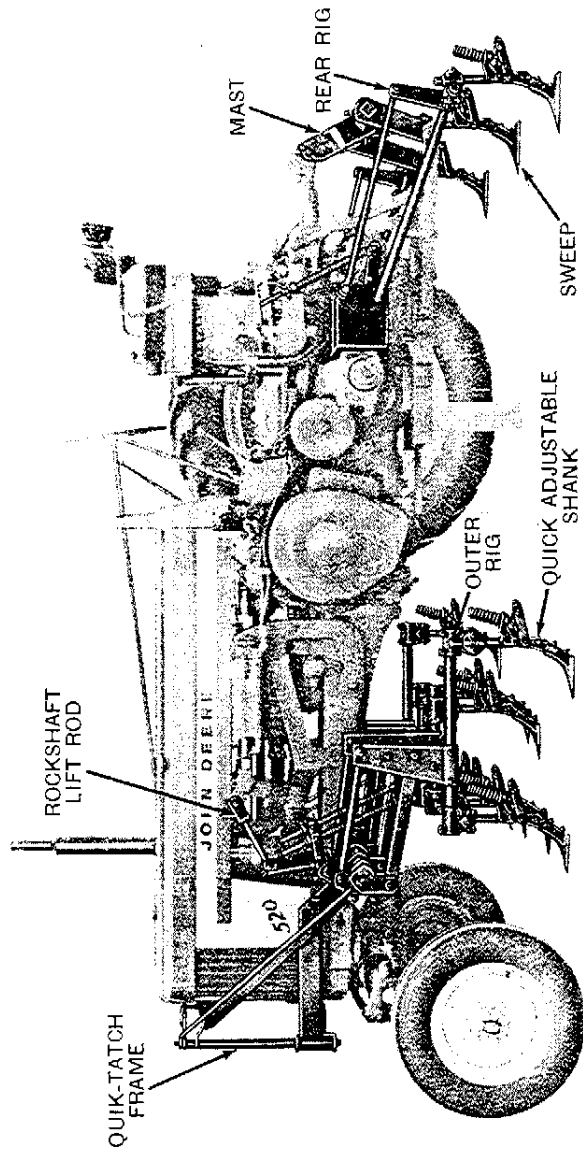


20F Cultivator with RE-3 Rig Equipment and 134 Rear Rig Section



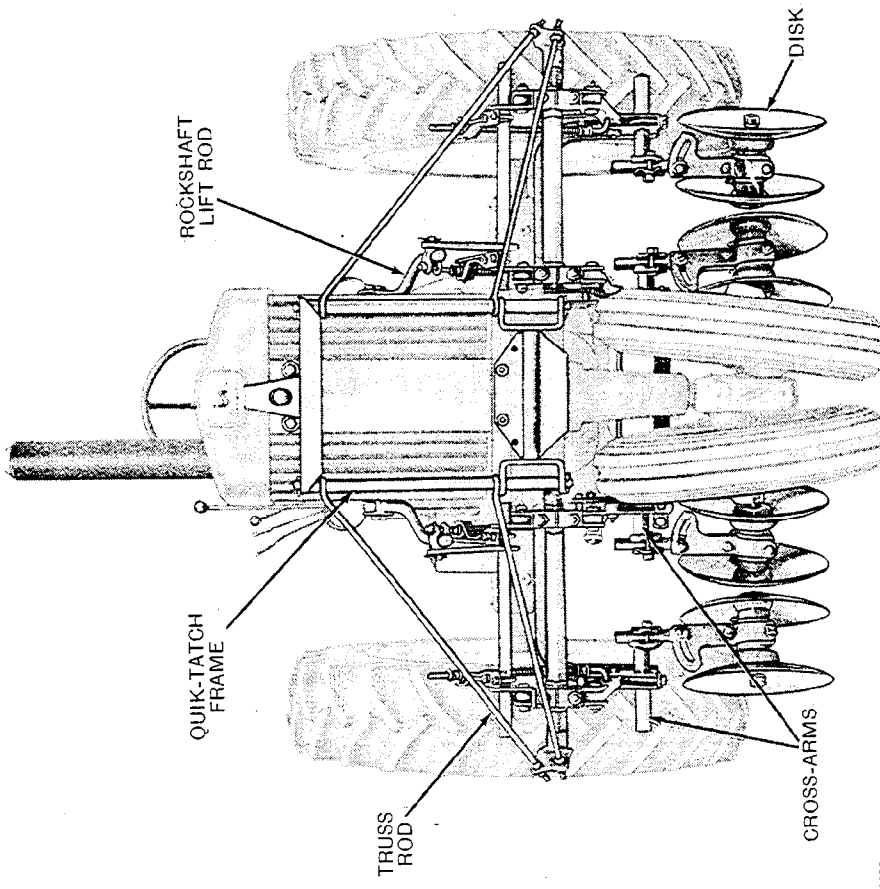
71826

21F Cultivator with RE-2 Rig Equipment on John Deere "520" Tractor



54607

22F Cultivator with RE-3 Rig Equipment and 113 Rear Rig Section



71877

23F Series Disk Cultivator Mounted on a John Deere "620" Tractor

SPECIFICATIONS

CULTIVATOR IDENTIFICATION

Front and Rear Rockshaft Operation

Cultivators that have an "F" suffix on the cultivator number (20-F) are for use on tractors equipped with a front-mounted rockshaft. These cultivators can be used with either single-control rockshafts (one remote cylinder, or dual-control rockshafts (two remote cylinders).

The single-control rockshaft operates the front rigs as a unit independent of the rear rigs.

The dual-control rockshaft operates the left and right front rigs independent of each other, independent of the rear rigs.

Cultivators that have an "R" suffix on the cultivators (20-R) are for use on tractors that do not have a front-mounted rockshaft. The tractor rear rockshaft operates both the front and rear rigs of the cultivator as a unit by use of power lift pipes.

20 Series Cultivators

These cultivators are intended for use on row-crop tractors with tri-cycle-type front wheels. They can be adjusted for 28-inch to 42-inch rows. A wide variety of spring trip shank and spring tooth rig equipment is available for these cultivators.

21 Series Cultivators

These cultivators are very much like the 20 Series Cultivators, except that they can handle 28-inch to 60-inch rows. RE-2, -3, -5, and -14 rig equipment is used on these cultivators.

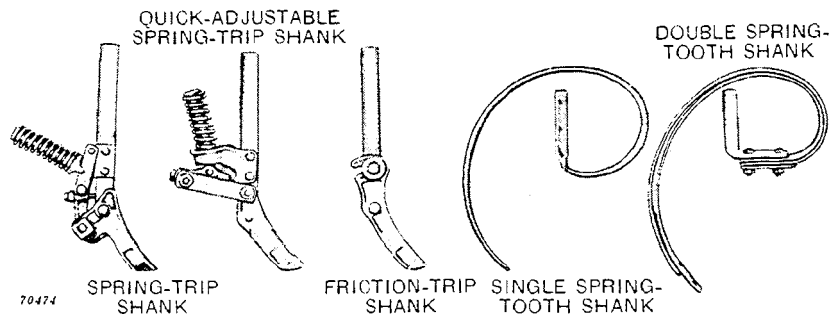
22 Series Cultivators

22 Series Cultivators are for use on tractors having an adjustable front axle. They will handle 28-inch to 42-inch rows. The same rig equipment as for the 21 Series is available for these cultivators.

23 Series Cultivators

These cultivators use eight 16-inch disks on the front rigs. They are adjustable for 38-inch to 44-inch rows.

FRONT RIG EQUIPMENT



Thank you so much for reading.
Please click the “Buy Now!”
button below to download the
complete manual.



After you pay.

You can download the most
perfect and complete manual in
the world immediately.

Our support email:

ebooklibonline@outlook.com