

720 Diesel Tractors (Serial No. 7200000 to 7214899)



JOHN DEERE


OPERATORS MANUAL 720 Diesel Tractors (Serial No. 7200000 to 7214899)

OMR2057 Issue G5 English

OMR2057 Issue G5

LITHO IN U.S.A.
ENGLISH





52148

To the Purchaser

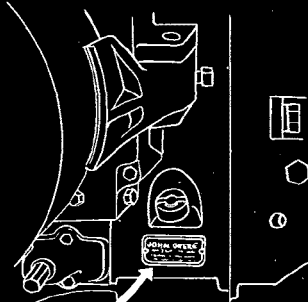
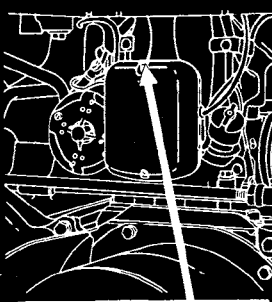

We welcome you to our ever-growing family of John Deere Tractor owners. We are confident that the dependable and economical performance of your John Deere Tractor will prove that you made a wise choice.

The purpose of this manual is to acquaint you with your new tractor. The manual explains how to operate and service your tractor, and how to maintain its high operating efficiency. Instructions are given clearly with the intention of making these operations as easy as possible.

Keep this manual in a convenient place for quick and easy reference. Use it as a guide whenever questions arise. You have purchased a dependable, sturdy tractor, but only by operating and caring for it properly can you expect to receive the service and long life for which it was designed.

If in the future you need new parts to replace those that may be worn, insist on genuine John Deere parts. They are exact duplicates of the originals, made from the same patterns and of the same high-quality materials.

When in need of parts, give your John Deere dealer the serial number of your tractor, distributor, or hydraulic system, depending on the parts you need. The illustration below shows you where to find these serial numbers. Obtain them from your tractor—NOW—and insert them in the spaces provided in the illustrations below.

TRACTOR	DISTRIBUTOR	HYDRAULIC SYSTEM
 <input data-bbox="284 1758 549 1818" type="text"/>	 <input data-bbox="671 1758 922 1818" type="text"/>	 <input data-bbox="1054 1758 1310 1818" type="text"/>
Owner <input data-bbox="549 1832 1027 1877" type="text"/>		
Date Purchased <input data-bbox="612 1883 922 1928" type="text"/>		

52149

• TABLE OF CONTENTS •

	<i>Page</i>
SPECIFICATIONS AND DATA.....	4
CONTROLS AND INSTRUMENTS.....	6
OPERATING INSTRUCTIONS.....	16
SAFETY SUGGESTIONS.....	50
LUBRICATION AND PERIODIC SERVICES.....	52
SERVICE THAT WILL KEEP YOUR TRACTOR IN TIP-TOP SHAPE.....	74
SERVICE REMINDERS.....	98
TRACTOR DIFFICULTIES.....	99
STORING THE TRACTOR.....	108
INDEX.....	109



John Deere Tractor Service Policy

**JOHN DEERE
TRACTOR
SERVICE POLICY**

OWNER'S NAME _____

ADDRESS _____ STATE _____

TOWN _____

TRACTOR SERIES _____

TRACTOR SERIAL No. _____

CRANKING ENGINE DISTRIBUTOR SERIAL No. _____


POWER-TROL SERIAL No. _____

ISSUED BY:

JOHN DEERE DEALER _____ STATE _____

TOWN _____

DEALER'S SIGNATURE _____

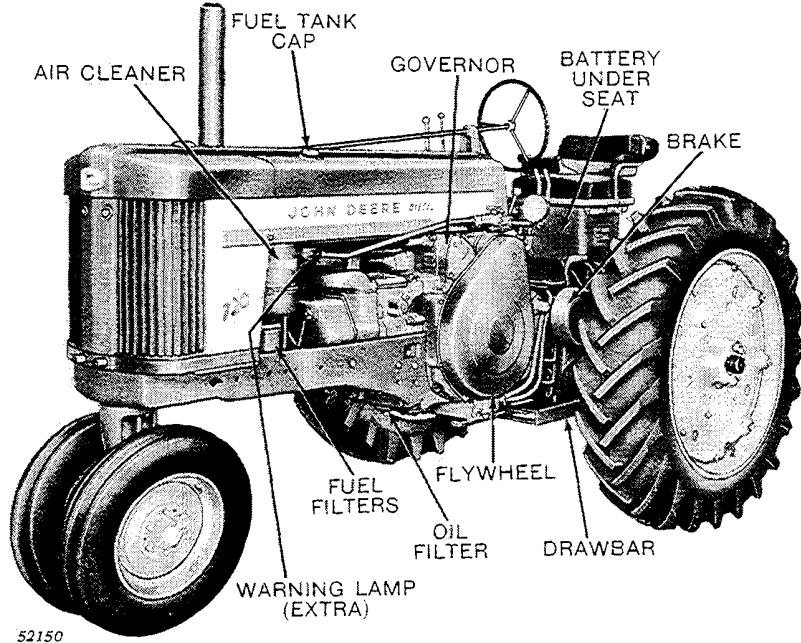


DIESEL ENGINE TRACTORS **A**

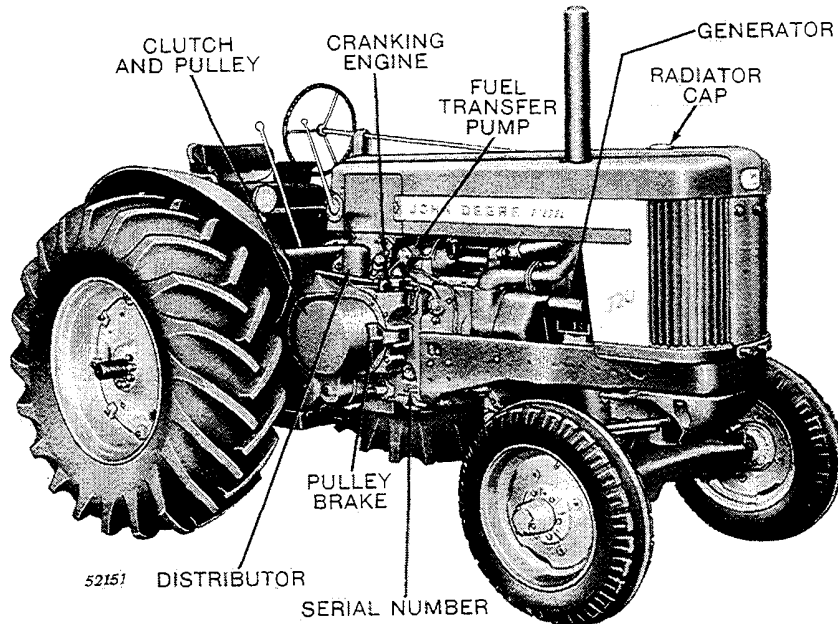
When your new tractor was delivered the John Deere dealer presented to you a copy of the Tractor Service Policy illustrated above. This policy certifies that your new John Deere Tractor was properly inspected and prepared for delivery by the dealer before he released it to you.

Present the policy to the dealer whenever any services which it authorizes are required. Keep the policy in a safe place for ready reference at all times.

This is Your New John Deere Tractor



John Deere "720" Series General-Purpose Diesel Tractor—Flywheel Side
(Serial No. 7200000 to 7214899)



John Deere "720" Series Standard Diesel Tractor—Pulley Side
(Serial No. 7200000 to 7214899)

Thank you so much for reading.
Please click the “Buy Now!”
button below to download the
complete manual.



After you pay.

You can download the most
perfect and complete manual in
the world immediately.

Our support email:

ebooklibonline@outlook.com