

**820
Diesel Tractor
(Serial No.
8200000-8203099)**



JOHN DEERE


OPERATORS MANUAL
820 Diesel Tractor (Serial No.
8200000-8203099)

OMR2058 Issue I8 English

OMR2058 Issue I8

LITHO IN U.S.A.
ENGLISH





TO THE PURCHASER


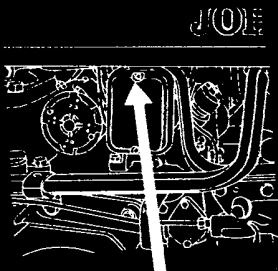

We welcome you to our ever-growing family of John Deere Tractor owners. We are confident that the dependable and economical performance of your John Deere "820" Diesel Tractor will prove that you made a wise choice.

The purpose of this manual is to acquaint you with your new tractor. The manual explains how to operate and service your tractor, and how to maintain its high operating efficiency. Instructions are given clearly with the intention of making these operations as easy as possible.

Keep this manual in a convenient place for quick and easy reference. Use it as a guide whenever questions arise. You have purchased a dependable, sturdy tractor, but only by operating and caring for it properly can you expect to receive the service and long life for which it was designed.

If in the future you need new parts to replace those that may be worn, insist on genuine John Deere parts. They are exact duplicates of the originals, made from the same patterns and of the same high-quality materials.

When in need of parts, give your John Deere dealer the serial number of your tractor, distributor, or Powr-Trol, depending on the parts you need. The illustration below shows you where to find these serial numbers. Obtain them from your tractor—**NOW**—and insert them in the spaces provided in the illustrations below.

TRACTOR	DISTRIBUTOR	POWR-TROL
		
<input style="width: 100%; height: 30px;" type="text"/>	<input style="width: 100%; height: 30px;" type="text"/>	<input style="width: 100%; height: 30px;" type="text"/>
Owner <input style="width: 100%;" type="text"/>		
Date Purchased <input style="width: 100%;" type="text"/>		

• TABLE OF CONTENTS •

	<i>Page</i>
SPECIFICATIONS AND DATA.....	4
CONTROLS AND INSTRUMENTS.....	6
OPERATING INSTRUCTIONS.....	16
SAFETY SUGGESTIONS.....	34
LUBRICATION AND PERIODIC SERVICES.....	36
SERVICE THAT WILL KEEP YOUR TRACTOR IN TIP-TOP SHAPE.....	56
SERVICE REMINDERS.....	77
TRACTOR DIFFICULTIES.....	78
STORING THE TRACTOR.....	84
INDEX.....	85

John Deere Tractor Service Policy

**JOHN DEERE
TRACTOR
SERVICE POLICY**

OWNER'S NAME _____

ADDRESS _____ STATE _____

TOWN _____

TRACTOR MAKE _____

TRACTOR SERIAL No. _____

CRANKING ENGINE DISTRIBUTOR SERIAL No. _____


POWERTRAIL SERIAL No. _____

ISSUED BY: _____

JOHN DEERE DEALER _____ STATE _____

TOWN _____

DEALER'S SIGNATURE _____

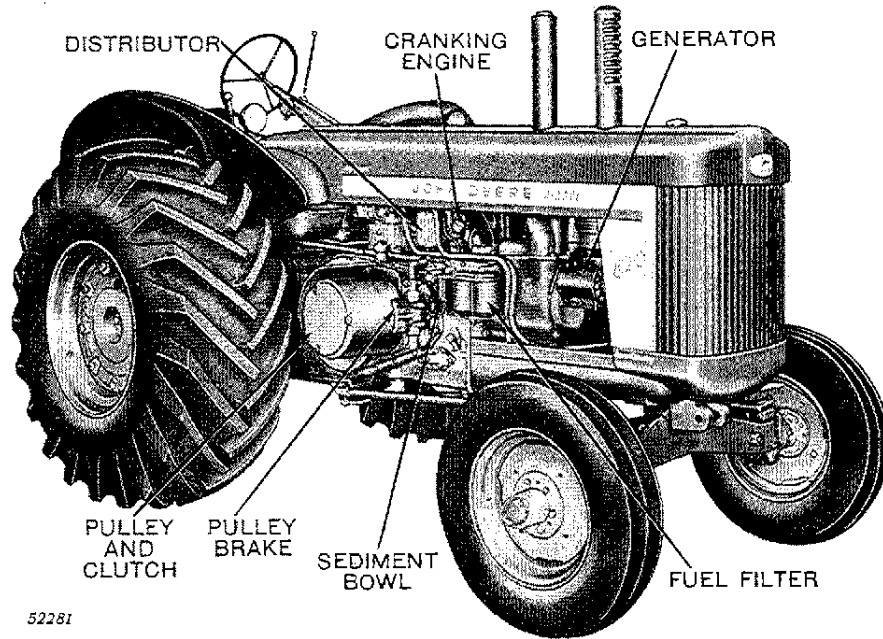


DIESEL ENGINE TRACTORS **A**

When your new tractor was delivered the John Deere dealer presented to you a copy of the Tractor Service Policy illustrated above. This policy certifies that your new John Deere Tractor was properly inspected and prepared for delivery by the dealer before he released it to you.

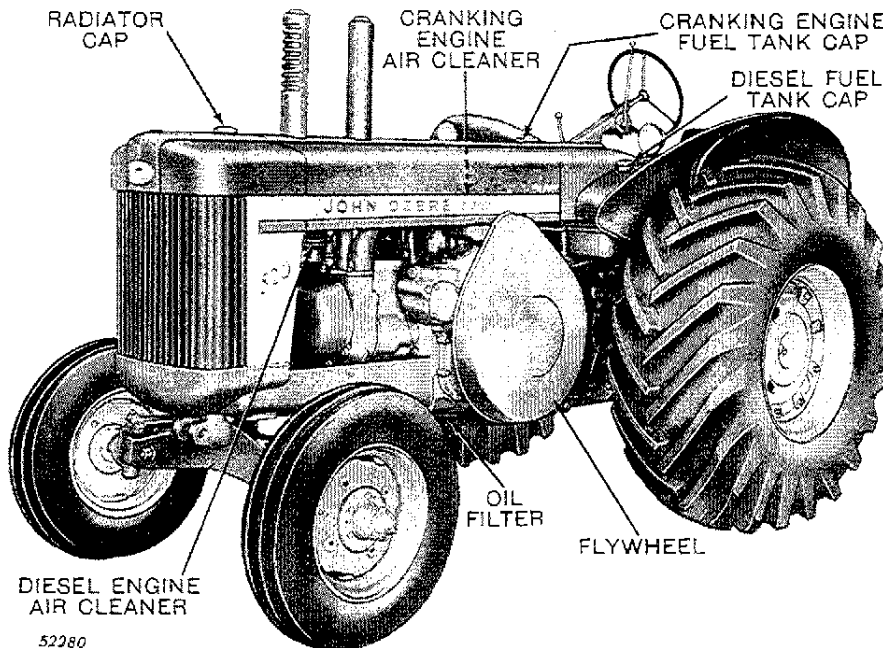
Present the policy to the dealer whenever any services which it authorizes are required. Keep the policy in a safe place for ready reference at all times.

This is Your New John Deere Tractor



52281

John Deere "820" Series Diesel Tractor—Pulley Side



52280

John Deere "820" Series Diesel Tractor—Flywheel Side

Thank you so much for reading.
Please click the “Buy Now!”
button below to download the
complete manual.



After you pay.

You can download the most
perfect and complete manual in
the world immediately.

Our support email:

ebooklibonline@outlook.com