

**730 GENERAL-  
PURPOSE AND  
STANDARD TRACTORS  
WITH LP-GAS ENGINE  
(SERIAL NO. 7300000-UP)**



**JOHN DEERE**

**OPERATORS MANUAL**


730 GENERAL- PURPOSE AND STANDARD  
TRACTORS WITH LP-GAS ENGINE (SERIAL NO.  
7300000-UP)

OMR20698 F6 English

**OMR20698 F6**

LITHO IN THE U.S.A.  
ENGLISH





65186

## *To the Purchaser*

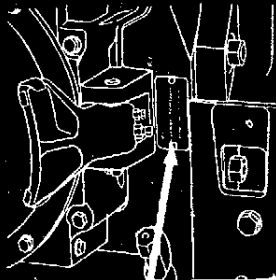

We welcome you to our ever-growing family of John Deere Tractor owners. We are confident that the dependable and economical performance of your John Deere Tractor will prove that you made a wise choice.

The purpose of this manual is to acquaint you with your new tractor. The manual explains how to operate and service your tractor, and how to maintain its high operating efficiency. Instructions are given clearly with the intention of making these operations as easy as possible.

Keep this manual in a convenient place for quick and easy reference. Use it as a guide whenever questions arise. You have purchased a dependable, sturdy tractor, but only by operating and caring for it properly can you expect to receive the service and long life for which it was designed.


If in the future you need new parts to replace those that may be worn, insist on genuine John Deere parts. They are exact duplicates of the originals, made from the same patterns and of the same high-quality materials.

When in need of parts, give your John Deere dealer the serial number of your tractor, distributor, or hydraulic system (Powr-Trol), depending on the parts you need. The illustration below shows you where to find these serial numbers. Obtain them from your tractor—NOW—and insert them in the spaces provided in the illustrations below.

TRACTOR	POWR-TROL
	
<input data-bbox="555 1713 799 1758" type="text"/>	<input data-bbox="852 1713 1096 1758" type="text"/>
Owner <input data-bbox="624 1765 1070 1809" type="text"/>	
Date Purchased <input data-bbox="692 1809 951 1854" type="text"/>	

## • TABLE OF CONTENTS •

	<i>Page</i>
SPECIFICATIONS AND DATA.....	4
CONTROLS AND INSTRUMENTS.....	6
LP-GAS FUEL.....	18
FILLING THE FUEL TANK.....	19
OPERATING INSTRUCTIONS.....	21
SAFETY SUGGESTIONS.....	56
LUBRICATION AND PERIODIC SERVICES.....	60
SERVICE THAT WILL KEEP YOUR TRACTOR IN TIP-TOP SHAPE.....	79
SERVICE REMINDERS.....	104
TRACTOR DIFFICULTIES.....	105
STORING THE TRACTOR.....	114
ATTACHMENTS.....	115
INDEX.....	122



# *John Deere Tractor Service Policy*

**JOHN DEERE  
TRACTOR  
SERVICE POLICY**

OWNER NAME \_\_\_\_\_

ADDRESS \_\_\_\_\_

TOWN \_\_\_\_\_ STATE \_\_\_\_\_

TRACTOR SERIAL \_\_\_\_\_

TRACTOR SERIAL No. \_\_\_\_\_


POWER-TROL SERIAL No. \_\_\_\_\_

ISSUED BY: \_\_\_\_\_

JOHN DEERE DEALER \_\_\_\_\_

TOWN \_\_\_\_\_ STATE \_\_\_\_\_

DEALER'S SIGNATURE \_\_\_\_\_



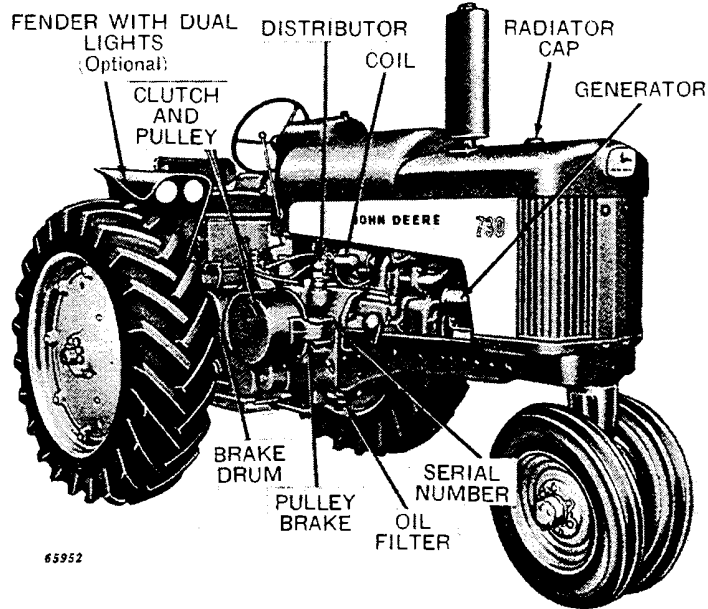
GASOLINE, ALL-FUEL, AND L.P.GAS  
TRACTORS

A

When your new tractor was delivered the John Deere dealer presented to you a copy of the Tractor Service Policy illustrated above. This policy certifies that your new John Deere Tractor was properly inspected and prepared for delivery by the dealer before he released it to you.

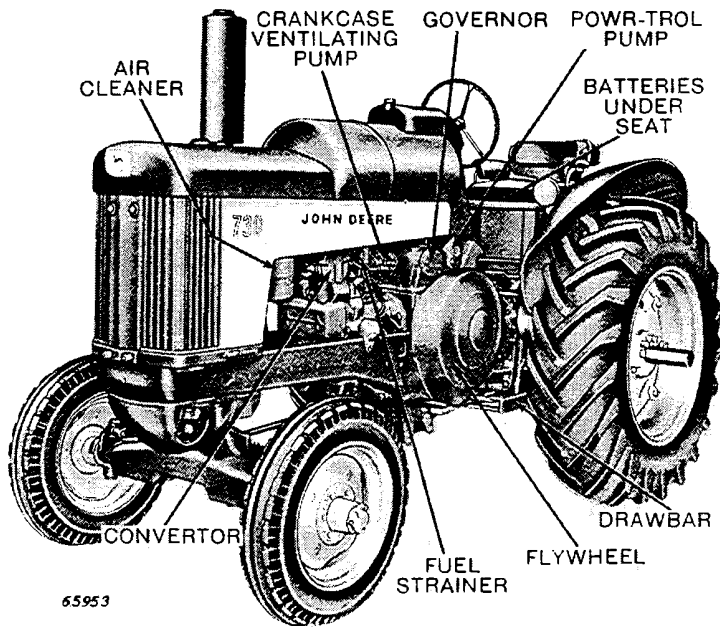
Present the policy to the dealer whenever any services which it authorizes are required. Keep the policy in a safe place for ready reference at all times.

# This is Your New John Deere Tractor



65952

**John Deere "730" Series, General-Purpose, LP-Gas Tractor—Pulley Side**  
(Serial No. 730000- )



65953

**John Deere "730" Series, Standard, LP-Gas Tractor—Flywheel Side**  
(Serial No. 730000- )

Thank you so much for reading.  
Please click the “Buy Now!”  
button below to download the  
complete manual.



After you pay.

You can download the most  
perfect and complete manual in  
the world immediately.

Our support email:

[ebooklibonline@outlook.com](mailto:ebooklibonline@outlook.com)