

**JOHN DEERE**  
**CONSTRUCTION & FORESTRY**  
**DIVISION**


---

T214500  
25

**Vibratory Roller**  
**VR66B, VR73B**  
**VR84B**  
**OMT214500 B5**

---

**OPERATOR'S MANUAL**



**JOHN DEERE**

North American Version  
Litho in U.S.A.

# INTRODUCTION

---

## Thank You for Purchasing a John Deere Product

We appreciate your business and wish you many years of safe and satisfied use of your machine.

## Using Your Operator's Manual

This manual is an important part of your machine and should remain with the machine at all times.

Reading your operator's manual will help you and others avoid personal injury or damage to the machine. Information given in this manual will provide the operator with the safest and most effective use of the machine. Knowing how to operate this machine safely and correctly will allow you to train others who may operate this machine.

This manual and safety signs on your machine may also be available in other languages (see your John Deere dealer to order).

Sections in your operator's manual are placed in a specific order to help you understand all the safety messages and learn the controls so you can operate this machine safely. You can also use this manual to answer any specific operating or servicing questions. A convenient index located at the end of this book will help you to find needed information quickly.

The machine shown in this manual may differ slightly from your machine, but will be similar enough to help you understand the instructions.

RIGHT-HAND and LEFT-HAND sides are determined by facing in the direction the machine will travel when going forward. When you see a broken line arrow (----->), the item referred to is hidden from view.

Before delivering this machine, your dealer performed a pre-delivery inspection to ensure best performance.

## Special Messages

Your manual contains special messages to bring attention to potential safety concerns, machine damage, as well as helpful operating and servicing information. Please read all the information carefully to avoid injury and machine damage.



**CAUTION: Avoid injury! This symbol and text highlight potential hazards or death to the operator or bystanders that may occur if the hazards or procedures are ignored.**

**IMPORTANT: Avoid damage! This text is used to advise the operator of actions or conditions that might result in damage to the machine.**

***NOTE: Information is given throughout the manual that may help the operator with the operation or service of the machine.***

# PRODUCT IDENTIFICATION

---

## Record Identification Numbers

### Vibratory Roller for Skid Steers


**VR66B** Serial No. (TOVR66B700101 - )

**VR73B** Serial No. (TOVR73B700101 - )

**VR84B** Serial No. (TOVR84B700101 - )

If you need to contact an Authorized Service Center for information on servicing, always provide the product model and serial number.

You will need to locate the model and serial numbers for the vibratory roller and record the information in the spaces provided below.



KV0091

DATE OF PURCHASE:

\_\_\_\_\_

DEALER NAME:

\_\_\_\_\_

DEALER PHONE:

\_\_\_\_\_

SERIAL NUMBER (A):

-----

# TABLE OF CONTENTS

---

Safety .....	1
Preparing Vehicle .....	5
Installing .....	6
Removing .....	8
Operating .....	9
Service Intervals .....	12
Service .....	13
Troubleshooting .....	16
Storage .....	17
Specifications .....	18
Warranty .....	20
Index.....	21


All information, illustrations and specifications in this manual are based on the latest information at the time of publication. The right is reserved to make changes at any time without notice.

COPYRIGHT© 2005  
Deere & Co.  
John Deere Worldwide Commercial and  
Consumer Equipment Division  
All rights reserved  
Previous Editions  
COPYRIGHT©

OMT214500 B5 - English

# SAFETY

## Understand Machine Safety Labels



MIF

The machine safety labels shown in this section are placed in important areas on your machine to draw attention to potential safety hazards.

On your machine safety labels, the words DANGER, WARNING, and CAUTION are used with this safety-alert symbol. DANGER identifies the most serious hazards.

The operator's manual also explains any potential safety hazards whenever necessary in special safety messages that are identified with the word, CAUTION, and the safety-alert symbol.


## WARNING: Crushing Hazard



KV0091/KV0092

- This decal indicates a crushing hazard due to the rotating roller drum.
- Stay clear of this area during operation.
- Failure to observe this warning could result in serious injury or death.


## WARNING: Avoid Injury



KV0091/KV0093

- Read operator's manual before operating equipment. Contact your dealer for a replacement manual if lost or damaged.
- Check work area before operating. Be aware of others.
- Service according to operator's manual.

## Operator Training Required



MIF

- Study the Skid Steer's Operator Manual. Know the location and function of all controls. Know how to operate the skid steer before using this attachment.
- Study operating section of this manual before operating the vibratory roller. Know location and function of all controls.
- Operate machine in an open, unobstructed area under the direction of an experienced operator.
- Learn the use of all controls.
- Operator experience is required to learn the operating characteristics of the machine.

Thank you so much for reading.  
Please click the “Buy Now!”  
button below to download the  
complete manual.



After you pay.

You can download the most  
perfect and complete manual in  
the world immediately.

Our support email:

[ebooklibonline@outlook.com](mailto:ebooklibonline@outlook.com)