

# JOHN DEERE 444C LOADER



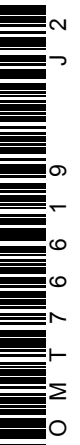
JOHN DEERE


## OPERATORS MANUAL JOHN DEERE 444C LOADER

OMT76619 J2 English

JOHN DEERE DUBUQUE WORKS  
OMT76619 J2


LITHO IN THE U.S.A.  
ENGLISH





# To the Operator

Read this manual carefully to learn how to operate and service your loader correctly.

 This safety symbol is used for important safety messages. When you see this symbol, follow the safety message to avoid personal injury.

General safety rules are on page 3.

Operation safety rules are on page 17.




Service safety rules are on page 39.

Read all of the safety rules in this manual before operating or working on this loader.

Left side, right side, front, and rear of loader are viewed by facing in direction of loader forward travel.

Left and right side of the backhoe are viewed from the backhoe seat facing the backhoe.


Three types of arrows are used in this manual:

1. Identification 
2. Rotation 
3. Change of Direction 

U.S. units of measure are shown with their metric equivalents in this manual.

Record serial numbers on serial number page.





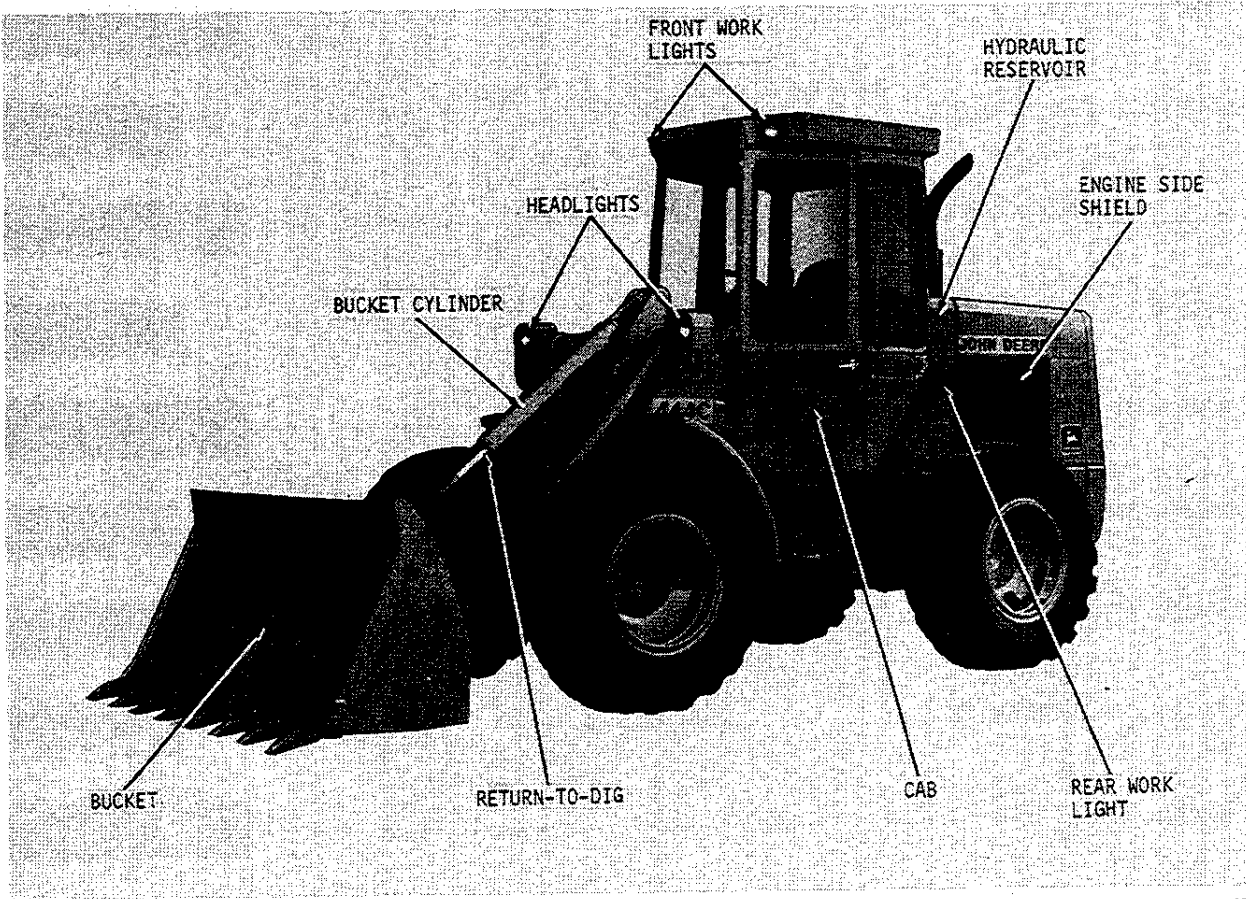
# Contents

COMPONENTS .....	<b>1</b>
GENERAL SAFETY RULES .....	<b>2</b>
CONTROLS AND INSTRUMENTS .....	<b>3</b>
OPERATION SAFETY RULES .....	<b>4</b>
PRE-START INSPECTION .....	<b>5</b>
OPERATION .....	<b>6</b>
TRANSPORTING .....	<b>7</b>
FUELS AND LUBRICANTS .....	<b>8</b>
SERVICE SAFETY RULES .....	<b>9</b>
PERIODIC SERVICE .....	<b>10</b>
MAINTENANCE .....	<b>11</b>
TROUBLE SHOOTING .....	<b>12</b>
SPECIFICATIONS .....	<b>13</b>
SERIAL NUMBERS .....	<b>14</b>
INDEX .....	<b>15</b>



# Components

1


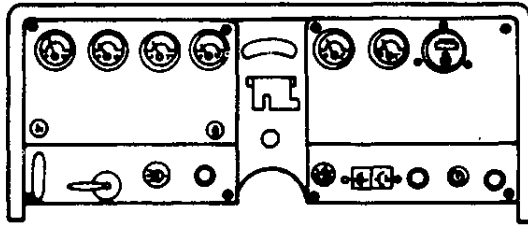


T75135



# General Safety Rules

Only qualified people should operate the loader.



T83061

Learn the location and purpose of all controls, instruments, indicator lights, and labels.




T73433

T73433

Fasten a first-aid kit and a fire extinguisher to the loader.

Keep the extinguisher fully charged. Learn to use it correctly.



2

T82186

Wear fairly tight clothing and safety equipment.

Thank you so much for reading.  
Please click the “Buy Now!”  
button below to download the  
complete manual.



After you pay.

You can download the most  
perfect and complete manual in  
the world immediately.

Our support email:

[ebooklibonline@outlook.com](mailto:ebooklibonline@outlook.com)