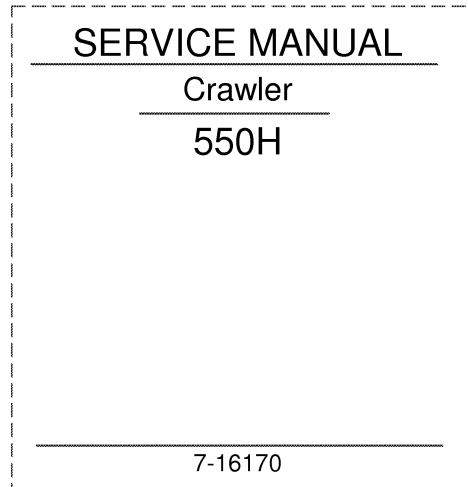


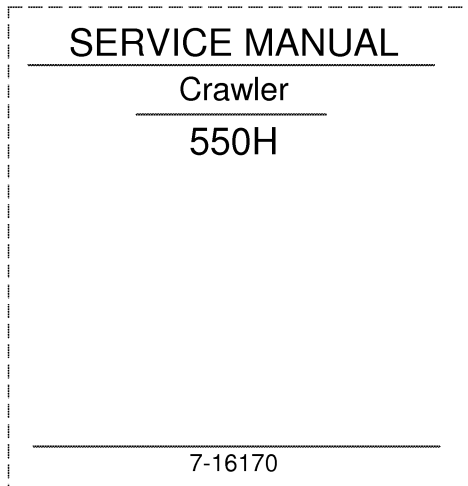
1. Trim along dashed line.
2. Slide into pocket on Binder Spine.

TYPE 1-4



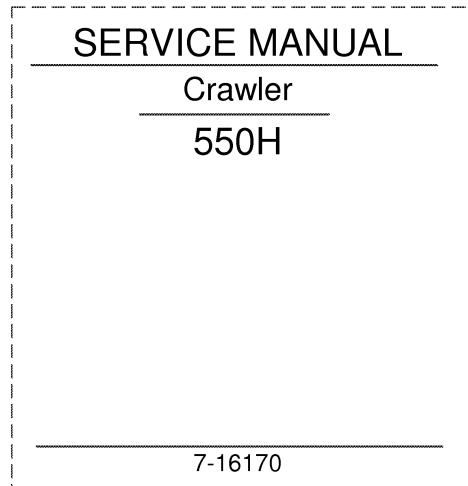
1. Trim along dashed line.
2. Slide into pocket on Binder Spine.

TYPE 1-4



1. Trim along dashed line.
2. Slide into pocket on Binder Spine.

TYPE 1-4



1. Trim along dashed line.
2. Slide into pocket on Binder Spine.

TYPE 1-4

# 550H CRAWLER

## Service Manual 7-16170

### Table of Contents

Description	Section No.	Publication Form No.
<b>General</b>	<b>Tab 1</b>	
Section Index - General		7-17600
Standard Torque Specifications	1001	8-71602
Fluids and Lubricants	1002	7-16230
Loctite Product Chart		8-98902
<b>Engines</b>	<b>Tab 2</b>	
Section Index - Engines		7-17610
Stall Tests	2001	7-16240
Radiator and Engine Removal and Installation	2002	7-17820
<b>Fuel System</b>	<b>Tab 3</b>	
Section Index - Fuel System		7-17620
<b>Electrical</b>	<b>Tab 4</b>	
Section Index - Electrical		7-17630
Removal and Installation of Electrical Components	4000	7-17640
Electrical Troubleshooting	4001	7-16250
Battery	4003	8-11361
Instrument Panel	4004	7-17650
Starter and Starter Solenoid	4006	7-17660
Alternator	4007	7-17670
<b>Tracks</b>	<b>Tab 5</b>	
Section Index - Tracks		7-17680
Undercarriage Fundamentals	5001	7-17690
Inspection of Track System Components	5501	7-44140
Case Lubricated Track	5504	7-17700
Sealed Track and Track Frame	5506	7-17710
Rubber Track	5507	7-17720
Idler, Track Adjuster, and Recoil Housing	5508	7-17730
Sprocket	5509	7-17740
Track Roller - 550H and 650H	5511	7-17750
<b>Power Train</b>	<b>Tab 6</b>	
Section Index - Power Train		7-17760
Transmission Removal and Installation	6000	7-17770
Transmission Schematic and Troubleshooting	6002	7-16260
Torque Converter and Torque Converter Housing	6006	7-17780

CASE CORPORATION  
700 State Street  
Racine, WI 53404 U.S.A.

CASE CANADA CORPORATION  
3350 South Service Road  
Hamilton, ON L7N 3M6 CANADA

Bur 7-17590

Copyright © 2000 Case Corporation  
Printed in U.S.A.  
July, 2000

# Table of Contents

Description	Section No.	Publication Form No.
Transmission Control Valve	6007	7-17790
Transmission	6016	7-17800
Final Drives	6017	7-17810
<b>Brakes</b>	<b>Tab 7</b>	
Section Index - Brakes		7-17840
Removal and Installation of Brake Valve and Removing Air from Brake System	7001	7-17850
Brake Valve	7002	7-17860
Brakes	7003	7-17870
<b>Hydraulics</b>	<b>Tab 8</b>	
Section Index - Hydraulics		7-17880
Removal and Installation of Hydraulic Components	8001	7-17890
Hydraulic Schematic and Troubleshooting	8002	7-16270
Cleaning the Hydraulic System	8003	7-49640
Equipment Pump	8005	7-17900
Dozer Control Valve	8007	7-16840
Cylinders	8008	7-17910
<b>Mounted Equipment</b>	<b>Tab 9</b>	
Section Index - Mounted Equipment		7-17920
Pedals, Levers, and Linkages	9002	7-16280
Dozer Blade	9007	7-17930
ROPS Canopy, Seat Mounting, and Seat Belts	9008	7-17940
Ripper	9011	7-17970
<b>Schematic Set</b>		
Electrical and Hydraulic Schematic Foldout	In Rear Pocket	7-16290


**NOTE:** Case Corporation reserves the right to make improvements in design or changes in specifications at any time without incurring any obligation to install them on units previously sold.


# Section 1001

## GENERAL TORQUE SPECIFICATIONS

## TORQUE SPECIFICATIONS - DECIMAL HARDWARE

Use the torques in this chart when special torques are not given. These torques apply to fasteners with both UNC and UNF threads as received from suppliers dry, or when lubricated with engine oil. Not applicable if special graphities, Molydisulfide greases, or other extreme pressure lubricants are used.

Grade 5 Bolts, Nuts, and Studs		
		
Size	Pound-Inches	Newton metres
1/4 inch	108 to 132	12 to 15
5/16 inch	204 to 252	23 to 28
3/8 inch	420 to 504	48 to 57
Size	Pound-Feet	Newton metres
7/16 inch	54 to 64	73 to 87
1/2 inch	80 to 96	109 to 130
9/16 inch	110 to 132	149 to 179
5/8 inch	150 to 180	203 to 244
3/4 inch	270 to 324	366 to 439
7/8 inch	400 to 480	542 to 651
1.0 inch	580 to 696	787 to 944
1-1/8 inch	800 to 880	1085 to 1193
1-1/4 inch	1120 to 1240	1519 to 1681
1-3/8 inch	1460 to 1680	1980 to 2278
1-1/2 inch	1940 to 2200	2631 to 2983

Grade 8 Bolts, Nuts, and Studs		
		
Size	Pound-Inches	Newton metres
1/4 inch	144 to 180	16 to 20
5/16 inch	288 to 348	33 to 39
3/8 inch	540 to 648	61 to 73
Size	Pound-Feet	Newton metres
7/16 inch	70 to 84	95 to 114
1/2 inch	110 to 132	149 to 179
9/16 inch	160 to 192	217 to 260
5/8 inch	220 to 264	298 to 358
3/4 inch	380 to 456	515 to 618
7/8 inch	600 to 720	814 to 976
1.0 inch	900 to 1080	1220 to 1465
1-1/8 inch	1280 to 1440	1736 to 1953
1-1/4 inch	1820 to 2000	2468 to 2712
1-3/8 inch	2380 to 2720	3227 to 3688
1-1/2 inch	3160 to 3560	4285 to 4827

**NOTE:** Use thick nuts with Grade 8 bolts.

Thank you so much for reading.  
Please click the “Buy Now!”  
button below to download the  
complete manual.



After you pay.

You can download the most  
perfect and complete manual in  
the world immediately.

Our support email:

[ebooklibonline@outlook.com](mailto:ebooklibonline@outlook.com)