

 **NEW HOLLAND**

**E215B**  
**E245B**  
**NEW HOLLAND KOBELCO**

Workshop  
Manual

Workshop  
Manual

Print No. 87677762A  
English - Printed in Italy

**E215B**  
**E245B**


## MANUAL INDEX



### SAFETY PRECAUTIONS

Page

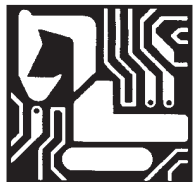
<b>Section 1 GENERALITIES</b> .....	<b>S1</b>
<b>Section 2 SAFETY PRECAUTIONS</b> .....	<b>S2</b>
<b>Section 3 SAFETY PLATES</b> .....	<b>S3</b>



### OPERATIONAL PRINCIPLE

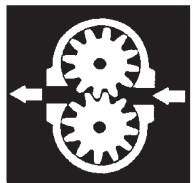
#### Section 1 GENERAL

<b>Group 1</b> Specifications .....	T1-1
<b>Group 2</b> Component Layout .....	T1-2



#### Section 2 SYSTEM

<b>Group 1</b> Mechatro control system .....	T2-1
<b>Group 2</b> Hydraulic System .....	T2-2
<b>Group 3</b> Electrical System .....	T2-3



#### Section 3 COMPONENT OPERATION

<b>Group 1</b> Hydraulic Pump Assy .....	T3-1
<b>Group 2</b> Pilot Valve .....	T3-2
<b>Group 3</b> Control Valve .....	T3-3
<b>Group 4</b> Swing Device .....	T3-4
<b>Group 5</b> Travel Device .....	T3-5
<b>Group 6</b> Swivel Joint .....	T3-6
<b>Group 7</b> Cylinders .....	T3-7
<b>Group 8</b> Air Conditioner system .....	T3-8



### OPERATIONAL PERFORMANCE TEST

#### Section 4 OPERATIONAL PERFORMANCE TEST

<b>Group 1</b> Introduction .....	T4-1
<b>Group 2</b> Standard Performances .....	T4-2
<b>Group 3</b> Test Procedures .....	T4-3
<b>Group 4</b> Mechatro Controller .....	T4-4



### TROUBLESHOOTING

#### Section 5 TROUBLESHOOTING

<b>Group 1</b> Troubleshooting (by error codes) .....	T5-1
<b>Group 2</b> Troubleshooting (by trouble) .....	T5-2
<b>Group 3</b> Troubleshooting (trouble diagnosis mode) .....	T5-3

## REPAIR INSTRUCTIONS



### Section 1 GENERAL INFORMATION

<b>Group 1</b>	Precautions for Disassembly and Assembly.....	W1-1
<b>Group 2</b>	Tightening Torque .....	W1-2



### Section 2 UPPERSTRUCTURE

<b>Group 1</b>	Upperstructure .....	W2-1
<b>Group 2</b>	Pump Device.....	W2-2
<b>Group 3</b>	Control Valve .....	W2-3
<b>Group 4</b>	Swing Device .....	W2-4
<b>Group 5</b>	Pilot Valve .....	W2-5



### Section 3 UNDERCARRIAGE

<b>Group 1</b>	Swing Bearing .....	W3-1
<b>Group 2</b>	Travel Device .....	W3-2
<b>Group 3</b>	Swivel Joint .....	W3-3
<b>Group 4</b>	Track Adjuster .....	W3-4
<b>Group 5</b>	Front Idler .....	W3-5
<b>Group 6</b>	Upper and Lower Roller .....	W3-6
<b>Group 7</b>	Tracks .....	W3-7



### Section 4 FRONT ATTACHMENT

<b>Group 1</b>	Front attachment.....	W4-1
----------------	-----------------------	------

Thank you so much for reading.  
Please click the “Buy Now!”  
button below to download the  
complete manual.



After you pay.

You can download the most  
perfect and complete manual in  
the world immediately.

Our support email:

[ebooklibonline@outlook.com](mailto:ebooklibonline@outlook.com)