


3050, 3350 and 3650 Tractors



John Deere Werke Mannheim
TM4443 (Nov-90)

PRINTED IN GERMANY
ENGLISH

3050, 3350 AND 3650 TRACTORS TECHNICAL MANUAL TM4443 (Nov-90)

SECTION CONTENTS IN GROUPS – REPAIR

05 – SAFETY

10 – GENERAL

- 05 – Specifications
- 10 – Predelivery, delivery and after-sales inspections
- 15 – Lubrication and service
- 20 – Tune-up
- 25 – Tractor separation

20 – ENGINE

- 05 – Radiator, viscous fan drive and fan

30 – FUEL AND AIR INTAKE SYSTEM

- 05 – Fuel tank, auxiliary tank and water trap
- 10 – Cold weather starting aids
- 15 – Speed control linkage
- 20 – Air cleaner

40 – ELECTRICAL SYSTEM

- 05 – Wiring harnesses
- 10 – Controls and instruments (with SG2 cab)
- 15 – Controls and instruments (without SG2 cab)
- 16 – Adjusting digital speed-hour-meter
- 20 – Lighting system
- 25 – Starting motor
- 30 – Alternator

50 – POWER TRAIN

- 05 – Clutch operating systems
- 10 – Engine clutch
- 15 – Hi-Lo shift unit
- 20 – Creeper transmission
- 21 – Hydrostatic creeper transmission
- 25 – Transmission – console shift
- 30 – Transmission – center shift
- 35 – Synchronized transmission and transmission oil pump
- 40 – Differential
- 45 – Final drives
- 50 – PTO
- 55 – Front PTO
- 60 – Front wheel drive u.j. drive shaft and disk clutch

60 – STEERING SYSTEM AND BRAKES

- 05 – Hydrostatic steering
- 10 – Steering cylinder (without front wheel drive)
- 15 – Hydraulic brakes
- 20 – Handbrake
- 25 – Hydraulic trailer brake

70 – HYDRAULIC SYSTEM

- 05 – Valves
- 10 – Hydraulic pumps
- 15 – Rockshaft
- 20 – Front hitch
- 25 – Selective control valves (spool type)
- 30 – Selective control valves (poppet valve type)

COPYRIGHT © 1990 DEERE & CO.
European Office Mannheim
All rights reserved
A John Deere ILLUSTRATION™ Manual
PREVIOUS EDITIONS
COPYRIGHT © 1987, 1989

INHALT-LB201AE-010490

SECTION CONTENTS IN GROUPS – REPAIR

70 – HYDRAULIC SYSTEM (CONTD.)

- 35 – ISO breakaway couplers
- 40 – ISO quick couplers
- 45 – Remote cylinder




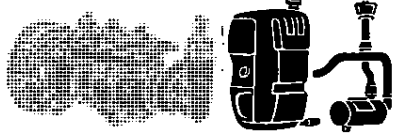


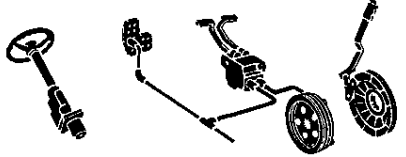
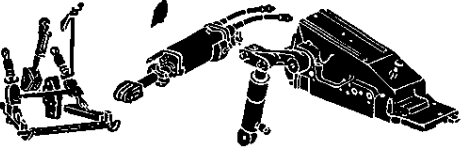


80 – MISCELLANEOUS

- 05 – Front axle
- 10 – Front and rear wheels
- 15 – AXLA trailer hitch
- 20 – Trailer hitch (height adjustable)

90 – SG2 CAB

- 05 – Safe handling of refrigerants
- 06 – Servicing air conditioning system
- 07 – Compressor (up to tractor serial no. 646 949L)
- 08 – Compressor (from tractor serial no. 646 950L)
- 09 – Components of air conditioning system
- 10 – Cab ventilation and heating
- 15 – Cab ventilation and heating
(low profile cab)
- 20 – Operator's seats
- 25 – SG2 cab
- 30 – 2-post roll guard
- 35 – 4-post roll guard
- 40 – RG2 roll guard

INHALT-LB202AE-010488

SAFETY		05
GENERAL		10
ENGINE		20
FUEL AND AIR INTAKE SYSTEM		30
ELECTRICAL SYSTEM		40
POWER TRAIN		50
STEERING SYSTEM AND BRAKES		60
HYDRAULIC SYSTEM		70
MISCELLANEOUS		80
OPERATOR'S STATION		90

FX 100006 19

FX100006 19-LB303AE-010490

Thank you so much for reading.
Please click the “Buy Now!”
button below to download the
complete manual.



After you pay.

You can download the most
perfect and complete manual in
the world immediately.

Our support email:

ebooklibonline@outlook.com