

30
BALE EJECTOR
(S.N. 115021 -)



OPERATORS MANUAL
30 BALE EJECTOR
(S.N. 115021 -)

OME68109 C3 English

JOHN DEERE OTTUMWA WORKS
OME68109 C3

LITHO IN THE U.S.A.
ENGLISH



INTRODUCTION



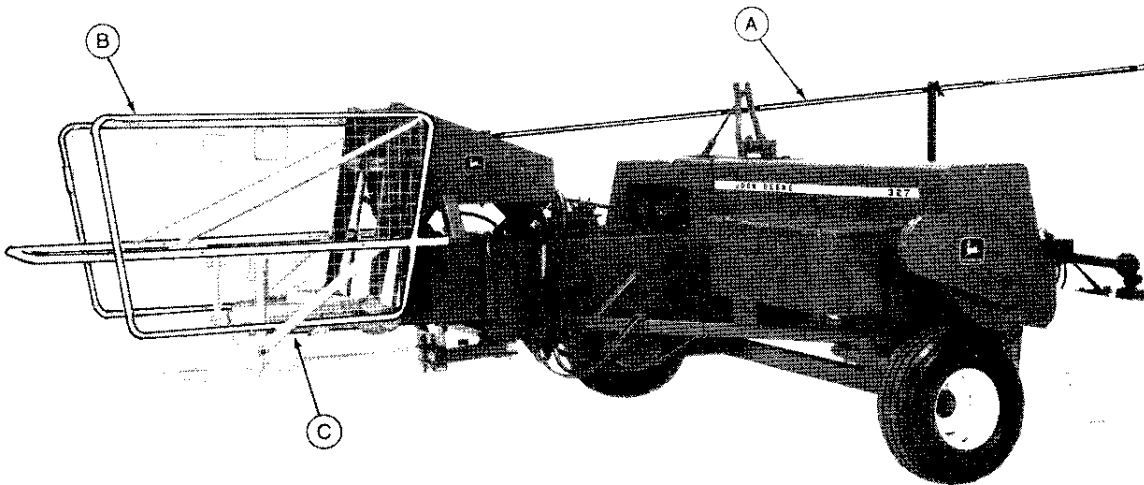
This safety alert symbol identifies important safety messages in this manual. When you see this symbol, be alert to the possibility of personal injury and carefully read the message that follows.

“Right-hand” and “left-hand” sides are determined by facing in the direction the bale ejector will travel when in use.

Record your bale ejector model and serial number on page 39.

Your warranty appears on your copy of the purchase order copy which you should have received from your dealer.

Measurements are shown with their respective Metric equivalents throughout this operator's manual. These equivalents are the SI (International System) Units of Measure.



E18438

A—Distance Control Rod

B—Safety Screens

C—Throwing Pan

John Deere 30 Bale Ejector on 327 Twine Baler



Contents

	Page
Safety	2
Operation	4
Attachments	10
Lubrication.....	11
Trouble Shooting	13
Service	15
Assembly	19
Specifications	39
Index	40



Safety

BEFORE OPERATING


Read operator's manual, machine decals and SAFETY section of this manual.

Remove foreign objects from machine.

All shields must be in place and secure.

Become familiar with all controls.

OPERATE SAFELY



E19363

Always have side safety screens in place while operating.

Wear relatively tight and belted clothing to prevent being caught on some part of the machine.

Do not attempt to pull bales from ejector while baler is operating.

Never attempt to unplug ejector unless lockout is engaged.

Always shut off tractor engine, disengage PTO and move lock-out lever to lock position before hooking or unhooking wagon.

Keep hands, feet, and clothing away from moving parts.

Do not use a chuck or forage wagon for loading or transporting bales.

When transporting the bale ejector on a public road, follow safety instructions outlined under "Transporting".


DO NOT MODIFY MACHINE

Unauthorized modifications to the machine may impair the function and/or safety and affect machine life.

PROTECT AGAINST NOISE

Prolonged exposure to loud noise can cause impairment or loss of hearing.

Wear a suitable hearing protective device such as earmuffs (A) or earplugs (B) to protect against objectionable or uncomfortable loud noises.



A—Earmuffs
B—Earplugs

E17267

PRACTICE SAFE MAINTENANCE


Before servicing or adjusting ejector, removing bales or other material from it, or hitching wagon to baler, always:

1. disengage power,
2. shut off tractor engine,
3. move lock-out lever to lock position,
4. wait until baler flywheel has stopped rotating.

Never stand behind ejector while baler is operating.

Escaping fluid under pressure can penetrate the skin causing serious injury. Relieve pressure before disconnecting hydraulic or other lines. Tighten all connections before applying pressure. Keep hands and body away from pinholes and nozzles which eject fluids under high pressure. Use a piece of cardboard or paper to search for leaks. Do not use your hand.

If ANY fluid is injected into the skin, it must be surgically removed within a few hours by a doctor familiar with this type injury or gangrene may result.



X9811

Thank you so much for reading.
Please click the “Buy Now!”
button below to download the
complete manual.



After you pay.

You can download the most
perfect and complete manual in
the world immediately.

Our support email:

ebooklibonline@outlook.com