

9976
Cotton Picker

John Deere Des Moines Works
OMN200526 Issue G7


LITHO IN U.S.A.
ENGLISH

Safety

RECOGNIZE SAFETY INFORMATION

This is the safety-alert symbol. When you see this symbol on your machine or in this manual, be alert to the potential for personal injury.

Follow recommended precautions and safe operating practices.



DX,ALERT -19-03MAR93

T81389 -UN-07DEC68

UNDERSTAND SIGNAL WORDS

A signal word—DANGER, WARNING, or CAUTION—is used with the safety-alert symbol. DANGER identifies the most serious hazards.

DANGER or WARNING safety signs are located near specific hazards. General precautions are listed on CAUTION safety signs. CAUTION also calls attention to safety messages in this manual.



DX,SIGNAL -19-03MAR93

TS187 -19-30SEP88


FOLLOW SAFETY INSTRUCTIONS

Carefully read all safety messages in this manual and on your machine safety signs. Keep safety signs in good condition. Replace missing or damaged safety signs. Be sure new equipment components and repair parts include the current safety signs. Replacement safety signs are available from your John Deere dealer.

Learn how to operate the machine and how to use controls properly. Do not let anyone operate without instruction.

Keep your machine in proper working condition. Unauthorized modifications to the machine may impair the function and/or safety and affect machine life.

If you do not understand any part of this manual and need assistance, contact your John Deere dealer.



DX,READ -19-03MAR93

TS201 -UN-23AUG88




PREVENT MACHINE RUNAWAY

Avoid possible injury or death from machinery runaway.

Do not start engine by shorting across starter terminals. Machine will start in gear if normal circuitry is bypassed.

NEVER start engine while standing on ground. Start engine only from operator's seat, with transmission in neutral or park.



DX,BYPAS1 -19-03MAR93

TS177 -UN-11JAN89

OPERATE SAFELY



N42176DA -JUN-23MAY97

DO NOT operate picker without reading this Operator's Manual.

DO NOT operate picker unless you are completely familiar with your machine.

DO NOT operate picker with more than one person (the operator) on the machine.

Come to a complete stop before reversing direction.

DO NOT operate close to a ditch or creek.

Slow down when turning.

Drive slowly over rough ground.

DO NOT dump on a slope or grade.

DO NOT dump near overhead wires.

DO NOT dump unless you are certain that no one is near basket, trailer, or module builder.

DO NOT drive the picker with the basket raised.

DO NOT START ENGINE UNLESS GEAR SHIFT LEVER IS IN NEUTRAL.

DO NOT enter basket with conveyor operating.

Always wear your seat belt.


NXLN,9976,C9 -19-11JUL97



KEEP RIDERS OFF MACHINE

Only allow the operator on the machine. Keep riders off.

Riders on machine are subject to injury such as being struck by foreign objects and being thrown off of the machine. Riders also obstruct the operator's view resulting in the machine being operated in an unsafe manner.



DX,RIDER -19-03MAR93

TS290
-UN-23AUG88

HANDLE FUEL SAFELY—AVOID FIRES

Handle fuel with care: it is highly flammable. Do not refuel the machine while smoking or when near open flame or sparks.

Always stop engine before refueling machine. Fill fuel tank outdoors.

Prevent fires by keeping machine clean of accumulated trash, grease, and debris. Always clean up spilled fuel.



DX,FIRE1 -19-03MAR93

TS202
-UN-23AUG88



AVOID FIRES



-JUN-23AUG88

TSS227

To prevent plugging, engage fan before engaging picking units.

DO NOT dump basket near electrical wires.

DO NOT dump into the wind. Wind could blow lint onto a hot engine.

DO NOT refuel with the engine running.

DO NOT smoke or use a lantern when refueling.

Keep the engine, muffler, and units (plugged suction doors), free from trash.

In case cotton ignites in basket, DUMP cotton immediately. DO NOT dump into the wind. DO NOT attempt to extinguish burning cotton in basket.

DO NOT operate picker without two fire extinguishers nearby. Fire extinguishers and mounting brackets are available from your John Deere dealer.

NXL9976,C10X1 -19-16JUL97




MOUNTING AND SERVICING FIRE EXTINGUISHERS (ACCESSORY)

Fire extinguishers (bold arrow) are available from your John Deere dealer.

Cab Mounted- Mount the bracket on the cab left-hand rear inside corner support and install extinguisher on bracket.

Platform Mounted-Mount bracket on cab platform as shown. Install extinguisher on bracket.

Read and follow the instructions which are packaged with the extinguishers. The extinguishers should be inspected at least every 200 hours of picker operation or once a month. Keep a record of inspections on the tag which comes with the extinguisher instruction booklet.



Cab Mounted



Platform Mounted

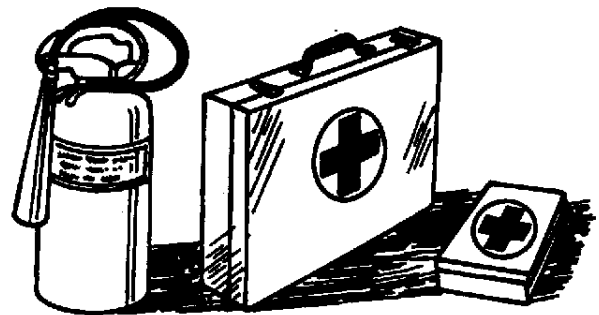
NXLN.9976,C11XN-19-17JUN97

PREPARE FOR EMERGENCIES

Be prepared if a fire starts.

Keep a first aid kit and fire extinguisher handy.

Keep emergency numbers for doctors, ambulance service, hospital, and fire department near your telephone.



DX,FIRE2 -19-03MAR93



HANDLE STARTING FLUID SAFELY

Starting fluid is highly flammable.

Keep all sparks and flame away when using it. Keep starting fluid away from batteries and cables.

To prevent accidental discharge when storing the pressurized can, keep the cap on the container, and store in a cool, protected location.

Do not incinerate or puncture a starting fluid container.



DX,FIRE3 -19-16APR92

TS1356 -UN-18MAR92

BATTERY SAFETY

Sulfuric acid in battery electrolyte is poisonous. It is strong enough to burn skin, eat holes in clothing, and cause blindness if splashed into eyes.

Avoid the hazard by:


1. Filling batteries in a well-ventilated area.
2. Wearing eye protection and rubber gloves.
3. Avoiding breathing fumes when electrolyte is added.
4. Avoiding spilling or dripping electrolyte.
5. Using proper jump start procedure.

If you spill acid on yourself:

1. Flush your skin with water.
2. Apply baking soda or lime to help neutralize the acid.
3. Flush your eyes with water for 10-15 minutes. Get medical attention immediately.

If acid is swallowed:

1. Drink large amounts of water or milk.
2. Then drink milk of magnesia, beaten eggs, or vegetable oil.
3. Get medical attention immediately.



NXL,9960,C13BX -19-21MAR96

TS203 -UN-23AUG88



PROTECT AGAINST NOISE

Prolonged exposure to loud noise can cause impairment or loss of hearing.

Wear a suitable hearing protective device such as earmuffs or earplugs to protect against objectionable or uncomfortable loud noises.



DX,NOISE -19-03MAR93

TS207 -UN-23AUG88


HANDLE CHEMICAL PRODUCTS SAFELY

Direct exposure to hazardous chemicals can cause serious injury. Potentially hazardous chemicals used with John Deere equipment include such items as lubricants, coolants, paints, and adhesives.

A Material Safety Data Sheet (MSDS) provides specific details on chemical products: physical and health hazards, safety procedures, and emergency response techniques.

Check the MSDS before you start any job using a hazardous chemical. That way you will know exactly what the risks are and how to do the job safely. Then follow procedures and recommended equipment.

(See your John Deere dealer for MSDS's on chemical products used with John Deere equipment.)




DX,MSDS,NA -19-03MAR93

TS1132 -UN-26NOV90

WEAR PROTECTIVE CLOTHING

Wear close fitting clothing and safety equipment appropriate to the job.

Operating equipment safely requires the full attention of the operator. Do not wear radio or music headphones while operating machine.



DX,WEAR2 -19-03MAR93

TS206 -UN-23AUG88



AVOID CONTACT WITH MOVING PARTS

Shut off engine and remove key before unplugging units.

Keep hands, feet, and clothing away from moving parts.



N42176FA -UN-09JUN97



N42176FB -19-09JUN97

NXLN.9976.C1N1 -19-17JUN97



TRANSPORT SAFELY



N42176EY
-UN-29MAY97

DO NOT transport without first raising the picking units. Lower picking unit lock-up brackets.

When driving on a road or highway at night or during the day, use necessary lights and devices for adequate warning to operators of other vehicles. In this regard, check local governmental regulations. Various safety lights and devices are available from your John Deere dealer.

Always wear your seat belt.

Check clearance before driving under electric wires, bridges, or through doorways. Know the height and width of the picker.

Fold radio antenna DOWN.

Latch the brakes together.

Stop slowly to avoid “nose-diving.”

Keep the SMV emblem and reflectors clean and in place.

ALWAYS DISENGAGE UNITS BEFORE ROAD TRANSPORT. TRANSPORTING WITH UNITS ENGAGED WILL CAUSE MACHINE TO STOP IF OPERATOR LEAVES SEAT FOR MORE THAN 5 SECONDS.

Basket should be lowered to 3835 mm (151-in.) for safe transport. See Lowering Telescoping Basket in Operating Machine section.

NXL.9976.C1A3 -19-17JUN97



PRACTICE SAFE MAINTENANCE

Unauthorized modifications to the machine may impair the function and/or safety and affect machine life.

DO NOT lubricate or adjust picker when it is in motion.

Before working under units, fully extend unit lift cylinders and use cable (A) to lower safety stops over rods.


DO NOT check the water level in a hot radiator by removing cap. Check overflow tank.

Shut off engine and remove key when working on picker unless specifically told to leave engine running.

Replace all guards and shields removed for servicing.

DO NOT attempt to remove an obstruction unless:

- units are disengaged
- gear shift is in neutral
- hydro lever is in neutral
- park brake is engaged
- ignition is off
- switch key is removed



Right-Hand Side

N42176AL -JUN+26FEB97

NXL,9976,C1B2A -19-17JUN97




AVOID HIGH-PRESSURE FLUIDS

Escaping fluid under pressure can penetrate the skin causing serious injury.

Avoid the hazard by relieving pressure before disconnecting hydraulic or other lines. Tighten all connections before applying pressure.

Search for leaks with a piece of cardboard. Protect hands and body from high pressure fluids.

If an accident occurs, see a doctor immediately. Any fluid injected into the skin must be surgically removed within a few hours or gangrene may result. Doctors unfamiliar with this type of injury should reference a knowledgeable medical source. Such information is available from Deere & Company Medical Department in Moline, Illinois, U.S.A.




X9811 -UN-23AUG88

DX,FLUID -19-03MAR93

CHECK HYDRAULIC HOSES

Hydraulic hoses can fail due to physical damage, kinks, age, and exposure. Check hoses regularly. Replace damaged hoses.



X9811 -UN-23AUG88

NXQ,9930,HYD -19-17JUN97



OPERATE BASKET CYLINDER MECHANICAL LOCKS

When basket is in the raised position, engage the mechanical locks on the front and rear basket cylinders **BEFORE** working under the basket. When lowering basket, disengage mechanical locks on the front and rear basket cylinders. Stand clear when basket is lowered. Basket will not lower unless mechanical locks are disengaged.



Locks Not Engaged

NXL_9976,C1C1 -19-17JUN97

N42166FK -UN-23MAR96

Safety Decals



N42166TS -19-21JAN97


NXLN.9965.C3C -19-17JUN97

Safety Decals



N42166RO -19-24SEP96

NXLN,9976,C2C1 -19-17JUN97



⚠ CAUTION

1. Keep all shields in place.
2. Disengage and shut off all engine and/or motor power before servicing or unclogging machine.
3. Keep hands, feet and clothing away from power driven parts.

DL


⚠ DANGER



Set the safety stops located on the lift cylinders before getting under the units.

N42166SB -19-24/SEP96

NXLN.9976.C3A -19-17/JUN97



N42166RP -19-24SEP96

NXLN.9976.C4A -19-17JUN97

Safety Decals



N42176HV -19-16JUL97

NXLN,9976,C5A -19-11JUL97



-19-17JUN97

N42176HH


NX,OM9976,SAF1 -19-17JUN97



N42176HI -19-18JUN97

NXN,9976,C8 -19-17JUN97

Safety Decals



⚠ CAUTION
 Refrigerant under pressure. Improper servicing may cause refrigerant to penetrate eyes and skin or cause burns. Wear goggles and protect skin. For use with R134a refrigerant only.



⚠ WARNING
 Pressurized cooling system. To avoid burns from escaping coolant, do not remove radiator cap when coolant is hot.



⚠ WARNING

 Avoid bodily injury from rotating fan and screen components. Shut engine off and remove key before opening rotary screen cover.

⚠ CAUTION
PREVENT MACHINE FIRE HAZARDS:
 Keep machine free of trash and lint.
 Pay special attention to the engine compartment, exhaust system, brake drums, shaft bearings, picking units, and electrical components.

NK2176FD -19-24JUN97

NX.9976.C7A1 -19-17JUN97

Thank you so much for reading.
Please click the “Buy Now!”
button below to download the
complete manual.



After you pay.

You can download the most
perfect and complete manual in
the world immediately.

Our support email:

ebooklibonline@outlook.com